

CODELOCK 200 MECHANICAL



- PVD, low maintenance, weather resistant finish
- Available in 5 functions
- Easy to fit
- Hexagonal bevelled handle and lock case
- Tumbler alignment for easy code change
- Key bypass option may be specified on any function

Codelock CL200 Range

This premium range of light duty locks offers 5 functions in 2 PVD finishes, all of which are available with key override as an option.

Multiple locks can be supplied keyed alike.

Codelock CL200 is suitable for a wide range of light duty entry control applications, in offices, warehouses, laboratories and around the home.

All products feature a bevelled hexagonal handle, tumbler alignment for easy code changing, and durable PVD (Physical Vapour Deposition) finishes.

As with all Codelocks, installation and code changing are simple, thanks to the easy to follow, clear instructions supplied.



Available in two PVD finishes
Stainless Steel, Polished Brass



CL200

The front plate is common to all functions



CL200 Surface Deadbolt

Stainless Steel finish only

Key Override option is available on all functions

Stainless Steel finish only



CL210 Mortice Bolt

CL250 Mortice Latch



CL255 Mortice Latch

with Hold Open

CL290 BB Mortice Latch

Back to Back (Stainless Steel finish only)

CODELOCK 200 MECHANICAL



CodeLock CL200 Range

TECHNICAL SPECIFICATIONS

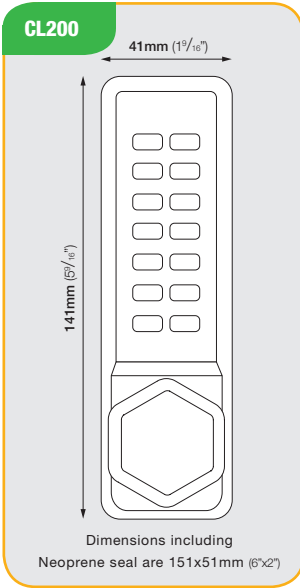
Door thickness	35mm - 65mm (1 ³ / ₈ " - 2 ¹ / ₂ ")
Spindle type	Flat spring loaded spindle
Body material	Zinc alloy
Non handed	Lock will fit doors hung on the left or right
Latch	Light duty with stainless steel latchbolt head, with "anti-shim" plunger, 60mm (2 ³ / ₈ " backset requires 25mm (1") hole, 82mm (3 ¹ / ₄ " deep. Also available to order: - 50mm (2") backset latch requiring 25 x 72mm (1" x 2 ⁷ / ₈ " hole or - 70mm (2 ³ / ₄ " backset latch requiring 25 x 92mm (1" x 3 ⁵ / ₁₆ " hole.
Finishes available	PVD (Physical Vapour Deposition) hardwearing low maintenance finishes SS (stainless steel) and PB (polished brass).

Cylinders may be ordered keyed alike on request.

Neoprene seals are included on both sides to provide friction against the face of the door and to avoid damage from overtightening of the fixing bolts.

CL200 is suitable for **internal and external use**.

Codes: All our mechanical locks are supplied with a random code commencing with the 'C' clear button. To change the code after fitting, the lock must first be removed from the door. The code is non sequential, that is the code can be entered in any order e.g. 1234 can be 4321 or 1342 or whatever is the most convenient sequence. With the 13 buttons a total of 8,191 different codes are available, any of which may be entered in any order.



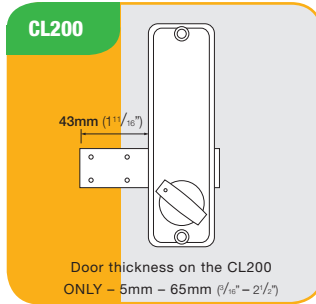
Key Override

Any of the CL200 functions may be ordered with key override. Locks may be keyed alike if required. Stainless Steel finish only

CL210 Mortise Deadbolt

NOT ILLUSTRATED

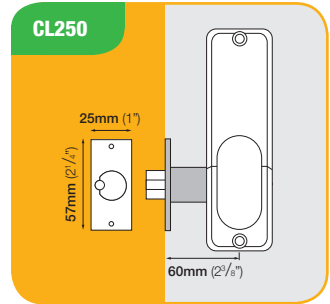
Sizes as CL250. Bolt extends 25mm (1") beyond door edge when locked.



CL200 Surface Deadbolt

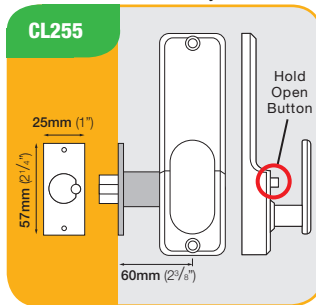
Bolt slides on inside surface of door to lock or unlock. Bolt is moved manually by means of the outside knob after code input and freely by the inside knob at all times.

A surface mounted keep is provided. Stainless Steel finish only.



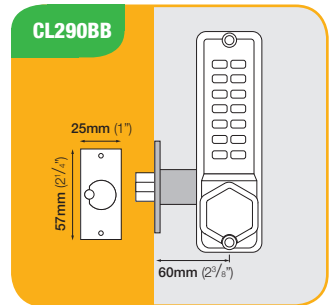
CL250 Mortise Latch

Latch is spring loaded and will lock automatically when the door is closed. The latch bolt has a deadlocking plunger feature to prevent unlawful shimming of the latch.



CL255 Mortise Latch – Hold Open

Functionally the same as the CL250 with the addition of a slide button which can be used to hold open the latchbolt for free entry without operating the code (when the lock is not required to be operational).



CL290BB Back to Back

The CL250 Mortise Latch may be ordered with two code plates, installed Back to Back, to provide coded access in both directions. Stainless Steel finish only.

CL255 KEY Model



CODELOCK
200
MECHANICAL



Codelocks CL255 KEY

The CL255 KEY is a light duty mortice latch with dual backplate and key override facility, useful for cleaning and security staff. The key overrides the codes.

The latch is spring loaded and will lock automatically when the door is closed. The latch bolt has a deadlocking plunger feature to prevent unlawful shimming of the latch. The lock has a slide button which can be used to hold open the latchbolt for free entry without operating the code (when the lock is not required to be operational). Function can be disabled on installation requiring code to be entered every time to open door.

Internal doors
Mechanical Codelock
Light duty mortice latch with dual backplate
Hexagonal bevelled handle and lock case
Use in offices / schools / warehouses / hospitals / care homes / nurseries / hotels / leisure facilities / the home

Available in one PVD Finish
Stainless Steel



The CL255 KEY locks are supplied with a random code commencing with the 'C' clear button. To change the code after fitting, the lock must first be removed from the door. The code is non sequential, that is the code can be entered in any order e.g. 1234 can be 4321 or 1342 or whatever is the most convenient sequence. With the 13 buttons a total of 8,191 different codes are available, any of which may be entered in any order.

