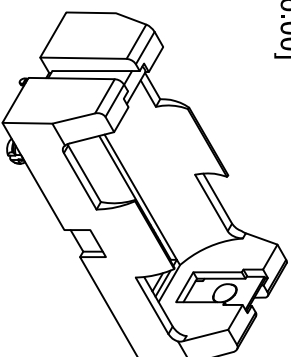
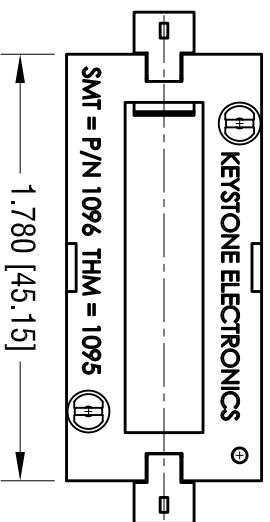
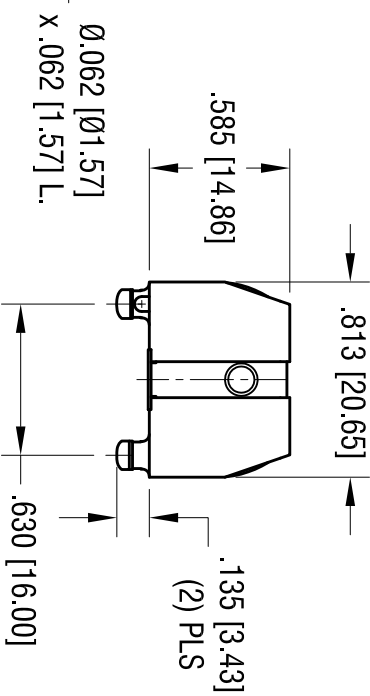
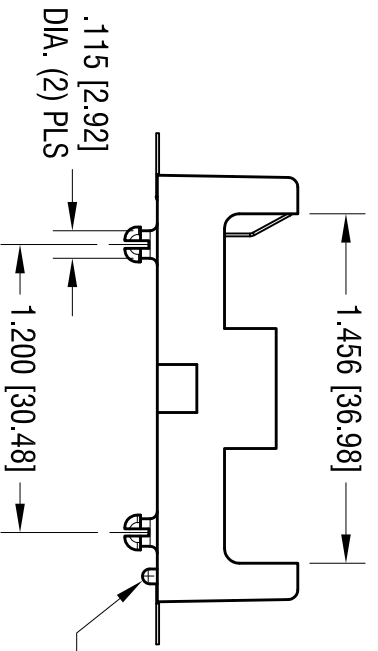
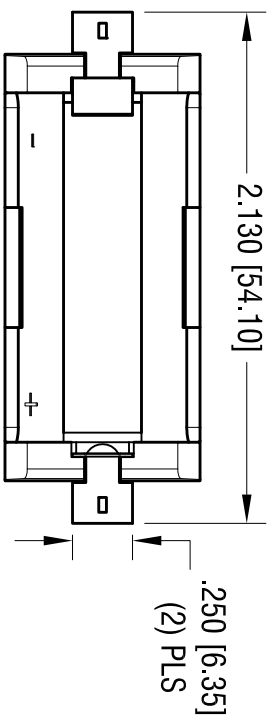
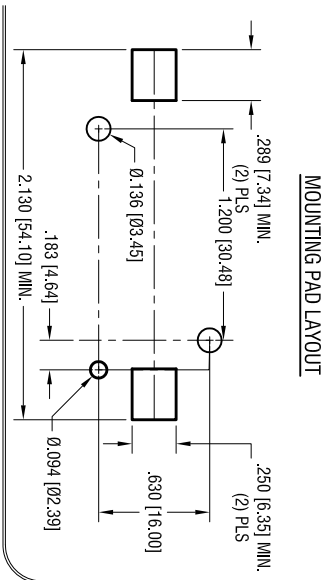


**MOUNTING PAD LAYOUT**



**ACTUAL SIZE**

THIS DOCUMENT IS THE PROPERTY OF KEYSTONE ELECTRONICS CORP. AND SHALL NOT BE REPRODUCED, DISTRIBUTED OR USED AS A BASIS FOR MANUFACTURE WITHOUT PRIOR WRITTEN PERMISSION FROM KEYSTONE ELECTRONICS CORP.

DATE

9.14.14

DESCRIPTION

CHANGE AS PER ECN 14-102

REV.

A

**NOTE:**

1. BASE:  
MAT'L: HEAT RESISTANCE NYLON  
STANL 46 OR EQUIVALENT
2. CONTACT:  
MAT'L: .012 [0.30] THK STAINLESS STEEL  
FINISH: GOLD FLASH, OVER NICKEL PLATE

**KEYSTONE ELECTRONICS CORP.**

www.keyleco.com • ASTORIA, N.Y. 11105-2017 • Tel (718) 956-8900

PART NAME

PC POLARIZED HOLDER, 18350

MATERIAL

AS NOTED

FINISH

AS NOTED

TOLERANCES	INCH	[MM]	CODE	DWG NO.
DECIMAL	± .010	[± 0.25]	C	1096P
ANGULAR	± 1°			

DRN BY: NT DATE: 7.30.14

APP'D: LN SCALE: 1.25X

# Mouser Electronics

Authorized Distributor

Click to View Pricing, Inventory, Delivery & Lifecycle Information:

[Keystone Electronics:](#)

[1096P](#)