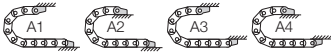
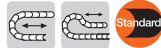


2400
2450
2480
2500

igus® Series 2400 · 2450 · 2480 · 2500 | Accessories | Mounting Brackets, Polymer



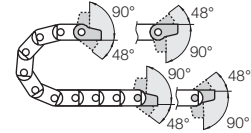
Possible installation conditions for assembled mounting brackets ▶ Order example "preassembled" below



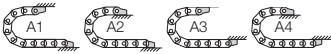
The Standard - option polymer - pivoting

- Recommended for unsupported and gliding applications
- Well suited for tight installation conditions
- Strain relief with detachable tie-wrap plates
- Variable traverse angle for flexible assembly
- The twistability of the E-Chain® and the option to assemble the mounting brackets on the fixed end and/or the moving end, enable various installation options

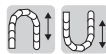
Moving end with bore (outer link) 2...3PZ(B)+



2...4PZ(B)+ Fixed end with pin (inner link)



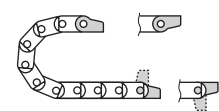
Possible installation conditions for assembled mounting brackets ▶ Order example "preassembled" below



Option polymer - locking

- Recommended for unsupported and gliding applications
- Furthermore:**
- At very high speed and/or acceleration
 - If space is limited for height (the H_F measurement)
 - The twistability of the E-Chain® and the option to assemble the mounting brackets on the fixed end and/or the moving end, enable various installation options

Moving end with bore (outer link) 2...1PZ(B)+



2...2PZ(B)+ Fixed end with pin (inner link)

igus® GmbH
51147 Cologne

Internet: www.igus.eu
E-mail: info@igus.de

Dimensions and order configurations

Strain relief is possible on the moving end and/or the fixed end.

Part No. structure (pivoting)

2020.	34	PZB+	A1	
-------	----	------	----	--

A... must be indicated on preassembled configurations
With assembled strain relief tie-wrap plates
Full set pivoting = 34
Mounting brackets for selected chain type

- Full set, for both ends:
2020. 34 PZB+ +tie-wrap plate
- Single-part order:
2020. 3 PZB+ +tie-wrap plate
- Mounting bracket with bore
2020. 4 PZB+ +tie-wrap plate
- Mounting bracket with pin

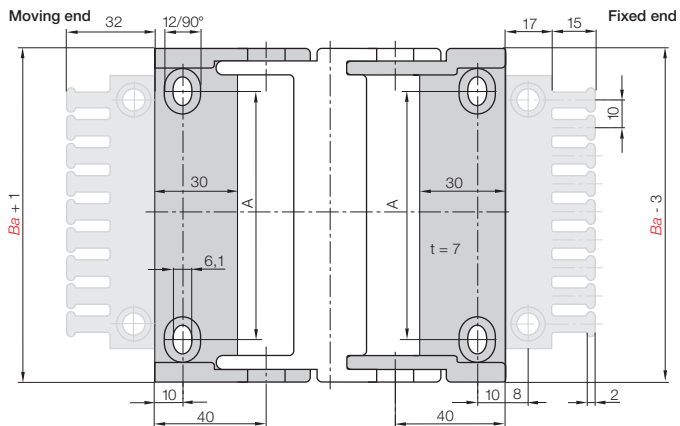
Part No. structure (locking)

2020.	12	PZB+	A1
-------	----	------	----

A... must be indicated on preassembled configurations
With assembled strain relief tie-wrap plates
Full set locking = 12
Mounting brackets for selected chain type

- Full set, for both ends:
2020. 12 PZB+ +tie-wrap plate
- Single-part order:
2020. 1 PZB+ +tie-wrap plate
- Mounting bracket with bore
2020. 2 PZB+ +tie-wrap plate
- Mounting bracket with pin

2...3PZ(B)+ Standard! (pivoting)
2...1PZ(B)+ (locking)



For E-Chain®	Part No. full set with tie-wrap plate	Part No. with tie-wrap plate + 10 cable tie-wraps	Part No. full set without tie-wrap plate	Dim. A [mm]
2400 - 2500.02 ▶	2020. <input type="checkbox"/> PZB+	2020. <input type="checkbox"/> PZBK1+	2020. <input type="checkbox"/> PZ+	12
2400 - 2500.03 ▶	2030. <input type="checkbox"/> PZB+	2030. <input type="checkbox"/> PZBK1+	2030. <input type="checkbox"/> PZ+	25
2400 - 2500.05 ▶	2050. <input type="checkbox"/> PZB+	2050. <input type="checkbox"/> PZBK1+	2050. <input type="checkbox"/> PZ+	44
2400 - 2500.07 ▶	2070. <input type="checkbox"/> PZB+	2070. <input type="checkbox"/> PZBK1+	2070. <input type="checkbox"/> PZ+	64
2400 - 2500.09 ▶	2090. <input type="checkbox"/> PZB+	2090. <input type="checkbox"/> PZBK1+	2090. <input type="checkbox"/> PZ+	77
2400 - 2500.10 ▶	2100. <input type="checkbox"/> PZB+	2100. <input type="checkbox"/> PZBK1+	2100. <input type="checkbox"/> PZ+	90
2400 - 2500.12 ▶	2125. <input type="checkbox"/> PZB+	2125. <input type="checkbox"/> PZBK1+	2125. <input type="checkbox"/> PZ+	112

Please add the Part No. with the requested index - 34 for the pivoting configuration

e.g. 2020. 34 PZB+ or 12 for the locking configuration e.g. 2020. 12 PZB+

For the preassembled mode please add the index A1...A4 e.g. 2020. 34 PZB+ A1