

**Features**

- Low Clamping Voltage
- Moisture Sensitivity Level 1
- Epoxy Meets UL 94 V-0 Flammability Rating
- Halogen Free Available Upon Request By Adding Suffix "-HF"
- Lead Free Finish/RoHS Compliant ("P" Suffix Designates RoHS Compliant. See Ordering Information)

**Maximum Ratings**

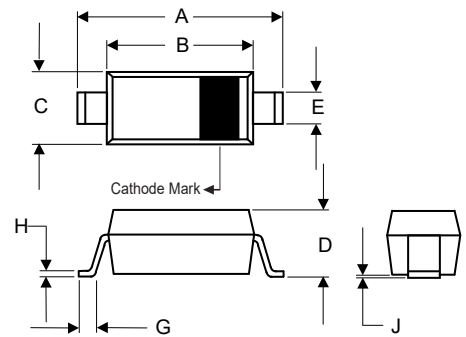
- Operating Junction Temperature Range: -55°C to +150°C
- Storage Temperature Range: -55°C to +150°C



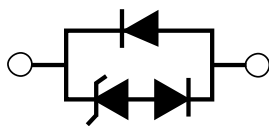
MCC Part Number	Device Marking
ESDLC3V3D3	03
ESDLC5V0D3	05
ESDLC12VD3	12 / SA

IEC61000-4-2(ESD)	Air Contact	±15KV ±8KV
Peak Pulse Power (8/20us)	P <sub>PK</sub>	350W

SOD-323

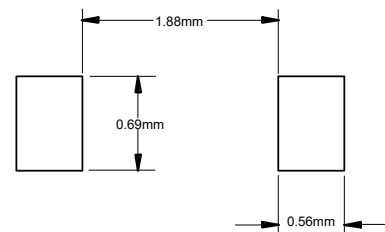


**Internal Structure**



DIM	DIMENSIONS				NOTE
	INCHES		MM		
	MIN	MAX	MIN	MAX	
A	0.090	0.107	2.30	2.70	
B	0.063	0.071	1.60	1.80	
C	0.045	0.053	1.15	1.35	
D	0.031	0.045	0.80	1.15	
E	0.010	0.016	0.25	0.40	
G	0.004	0.018	0.10	0.45	
H	0.004	0.010	0.10	0.25	
J	----	0.006	----	0.15	

**Suggested Solder Pad Layout**



Electrical Characteristics @ 25°C (Unless Otherwise Specified)

ESDLC3V3D3

Parameter	Symbol	Conditions	Min.	Typ.	Max.	Units
Reverse Working Voltage	$V_{RWM}$				3.3	V
Reverse Breakdown Voltage	$V_{BR}$	$I_T = 1mA$	4			V
Reverse Leakage Current	$I_R$	$V_{RWM} = 3.3V$			20	$\mu A$
Peak Pulse Current	$I_{PP}$	$t_p = 8/20\mu s$			28	A
Clamping Voltage	$V_C$	$I_{PP} = 1A, t_p = 8/20\mu s$			7	V
Clamping Voltage	$V_C$	$I_{PP} = 28A, t_p = 8/20\mu s$			36	V
Junction Capacitance	$C_J$	$V_R = 0V, f = 1MHz$		4.5		pF

ESDLC5V0D3

Parameter	Symbol	Conditions	Min.	Typ.	Max.	Units
Reverse Working Voltage	$V_{RWM}$				5	V
Reverse Breakdown Voltage	$V_{BR}$	$I_T = 1mA$	6			V
Reverse Leakage Current	$I_R$	$V_{RWM} = 5V$			5	$\mu A$
Peak Pulse Current	$I_{PP}$	$t_p = 8/20\mu s$			21	A
Clamping Voltage	$V_C$	$I_{PP} = 1A, t_p = 8/20\mu s$			9.8	V
Clamping Voltage	$V_C$	$I_{PP} = 21A, t_p = 8/20\mu s$			32	V
Junction Capacitance	$C_J$	$V_R = 0V, f = 1MHz$		5		pF

ESDLC12VD3

Parameter	Symbol	Conditions	Min.	Typ.	Max.	Units
Reverse Working Voltage	$V_{RWM}$				12	V
Reverse Breakdown Voltage	$V_{BR}$	$I_T = 1mA$	13.3			V
Reverse Leakage Current	$I_R$	$V_{RWM} = 12V$			5	$\mu A$
Peak Pulse Current	$I_{PP}$	$t_p = 8/20\mu s$			11	A
Clamping Voltage	$V_C$	$I_{PP} = 1A, t_p = 8/20\mu s$			19	V
Clamping Voltage	$V_C$	$I_{PP} = 11A, t_p = 8/20\mu s$			28.6	V
Junction Capacitance	$C_J$	$V_R = 0V, f = 1MHz$		3		pF

## Curve Characteristics

Fig. 1 - 8 X 20 $\mu$ s Pulse Waveform

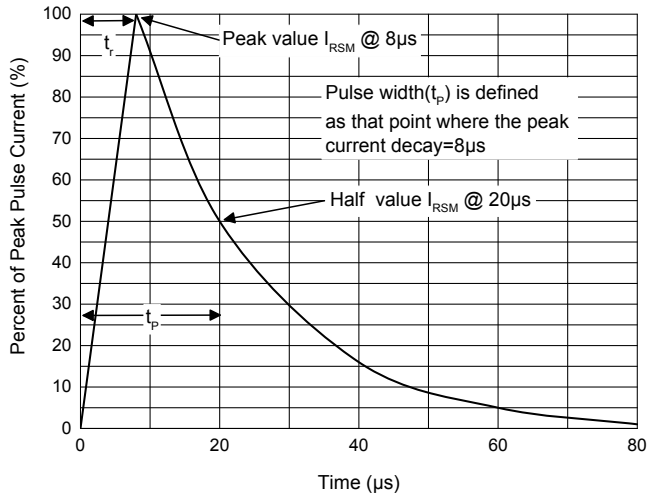
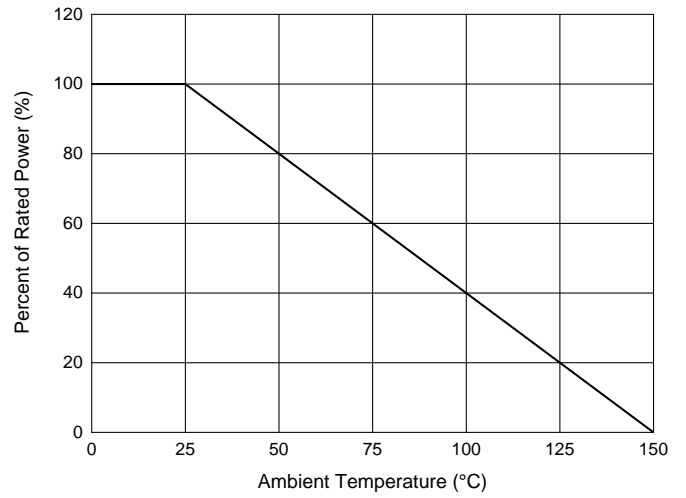


Fig. 2 - Pulse Derating Curve



## Ordering Information

Device	Packing
Part Number-TP	Tape&Reel: 3Kpcs/Reel

Note : Adding "-HF" suffix for halogen free, eg. Part Number-TP-HF

### \*\*\*IMPORTANT NOTICE\*\*\*

**Micro Commercial Components Corp.** reserves the right to make changes without further notice to any product herein to make corrections, modifications , enhancements , improvements , or other changes . **Micro Commercial Components Corp .** does not assume any liability arising out of the application or use of any product described herein; neither does it convey any license under its patent rights ,nor the rights of others . The user of products in such applications shall assume all risks of such use and will agree to hold **Micro Commercial Components Corp .** and all the companies whose products are represented on our website, harmless against all damages.

### \*\*\*LIFE SUPPORT\*\*\*

MCC's products are not authorized for use as critical components in life support devices or systems without the express written approval of Micro Commercial Components Corporation.

### \*\*\*CUSTOMER AWARENESS\*\*\*

Counterfeiting of semiconductor parts is a growing problem in the industry. Micro Commercial Components (MCC) is taking strong measures to protect ourselves and our customers from the proliferation of counterfeit parts. MCC strongly encourages customers to purchase MCC parts either directly from MCC or from Authorized MCC Distributors who are listed by country on our web page cited below. Products customers buy either from MCC directly or from Authorized MCC Distributors are genuine parts, have full traceability, meet MCC's quality standards for handling and storage. **MCC will not provide any warranty coverage or other assistance for parts bought from Unauthorized Sources.** MCC is committed to combat this global problem and encourage our customers to do their part in stopping this practice by buying direct or from authorized distributors.

# Mouser Electronics

Authorized Distributor

Click to View Pricing, Inventory, Delivery & Lifecycle Information:

[Micro Commercial Components \(MCC\):](#)

[ESDLC12VD3-TP](#) [ESDLC3V3D3-TP](#) [ESDLC5V0D3-TP](#)