

INTERCONNECTS

SERIES 830, 831, 832, 833 • 2mm GRID HEADERS AND SOCKETS • SINGLE AND DOUBLE ROW STRIPS

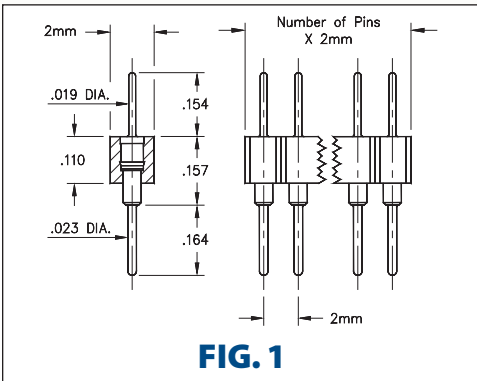


FIG. 1

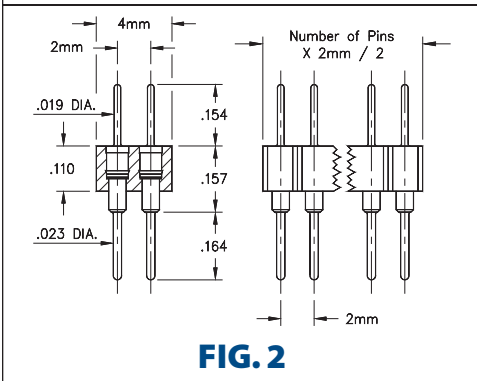


FIG. 2

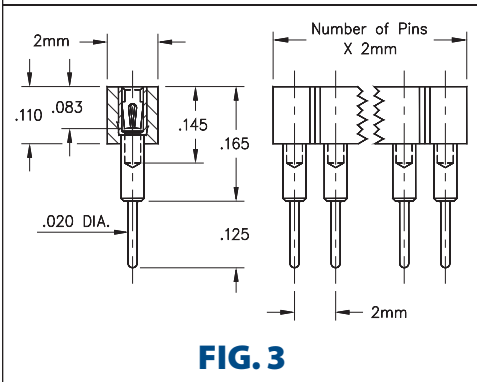


FIG. 3

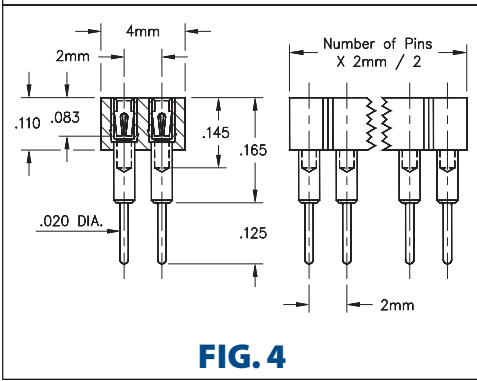

















FIG. 4

- Series 830 single & double row interconnects have 2mm pin spacing and permit board stacking as low as .322"
- Pin headers (830 & 832 series) use MM #5012 pins. See page 208 for details
- Sockets (831 & 833 series) use MM #1802 receptacles and accept pin diameters from .015"-.025". See page 169 for details
- Contact is rated at 3 amps
- Insulators are high temperature thermoplastic, suitable for all soldering operations



ORDERING INFORMATION

FIG. 1	Series 830...001	Single Row Pin Header			
	830-XX-0	-10-001000	Specify number of pins 01-50		
FIG. 2	Series 832...001	Double Row Pin Header			
	832-XX-	-10-001000	Specify number of pins 004-100		
  					
SPECIFY PLATING CODE XX=		10 	90	40 	
Pin Plating 		10 μ" Au	200 μ" Sn/Pb	200 μ" Sn	
FIG. 3	Series 831...001	Single Row Socket			
	831-XX-0	-10-001000	Specify number of pins 01-50		
FIG. 4	Series 833...001	Double Row Socket			
	833-XX-	-10-001000	Specify number of pins 004-100		
  					
SPECIFY PLATING CODE XX=			91	93	41  43  47 
Sleeve (Pin) 			200 μ" Sn/Pb	200 μ" Sn/Pb	200 μ" Sn 200 μ" Sn 200 μ" Sn
Contact (Clip) 			10 μ" Au	30 μ" Au	10 μ" Au 30 μ" Au Au Flash

Mouser Electronics

Authorized Distributor

Click to View Pricing, Inventory, Delivery & Lifecycle Information:

[Mill-Max:](#)

[831-47-002-10-001000](#) [831-47-004-10-001000](#) [831-47-010-10-001000](#) [831-47-040-10-001000](#) [831-47-050-10-001000](#)