

BLA2AAG102SN4#

“#” indicates a package specification code.

In Production

RoHS

REACH

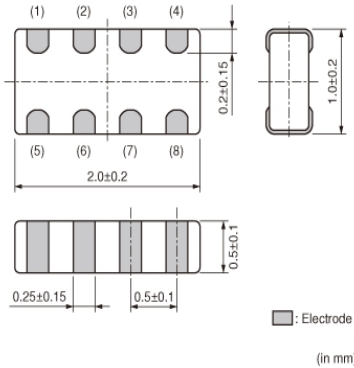

< List of part numbers with package codes >

BLA2AAG102SN4J

BLA2AAG102SN4B

BLA2AAG102SN4D

Appearance & Shape



Packaging Information

Packaging	Specifications	Standard Packing Quantity
J	330mm Paper Tape	50000
B	Bulk(Bag)	1000
D	180mm Paper Tape	10000

Applications

Other Usage	For general
-------------	-------------

Attention

1.This datasheet is downloaded from the website of Murata Manufacturing Co., Ltd. Therefore, it's specifications are subject to change or our products in it may be discontinued without advance notice. Please check with our sales representatives or product engineers before ordering.

2.This datasheet has only typical specifications because there is no space for detailed specifications.

Therefore, please review our product specifications or consult the approval sheet for product specifications before ordering.

BLA2AAG102SN4#

“#” indicates a package specification code.

Features

1. BLA2AA/2AB series has 4 circuits in 2.0x1.0mm body with 0.5mm pitch.
2. Provides attenuation across a broad frequency range. Two types of impedance characteristics are available, one is for general signal line and the other is for high speed signal line.
3. Original inner electrode structure enables extra low crosstalk.
4. The nickel barrier structure of the external electrodes provides excellent solder heat resistance.

Applications

Notebook size PCs, PDAs and other compact size digital equipment

Attention

1. This datasheet is downloaded from the website of Murata Manufacturing Co., Ltd. Therefore, its specifications are subject to change or our products in it may be discontinued without advance notice. Please check with our sales representatives or product engineers before ordering.
2. This datasheet has only typical specifications because there is no space for detailed specifications. Therefore, please review our product specifications or consult the approval sheet for product specifications before ordering.

BLA2AAG102SN4#

“#” indicates a package specification code.



Specifications

Shape	SMD
Size Code (in inch)	0804
Length	2.0mm
Length Tolerance	±0.2mm
Width	1.0mm
Width Tolerance	±0.2mm
Thickness	0.5mm
Thickness Tolerance	±0.1mm
Operating Temperature Range	-55°C to 125°C
Mass(typ.)	0.005g
Number of Circuit	4
Rated Current (at 85°C)	50mA
Rated Current (at 125°C)	50mA
DC Resistance(max.)	1.3Ω
Impedance (at 100MHz)	1000Ω
Impedance (at 100MHz) Tolerance	±25%
Size Code (in mm)	2010

Attention

1.This datasheet is downloaded from the website of Murata Manufacturing Co., Ltd. Therefore, it's specifications are subject to change or our products in it may be discontinued without advance notice. Please check with our sales representatives or product engineers before ordering.

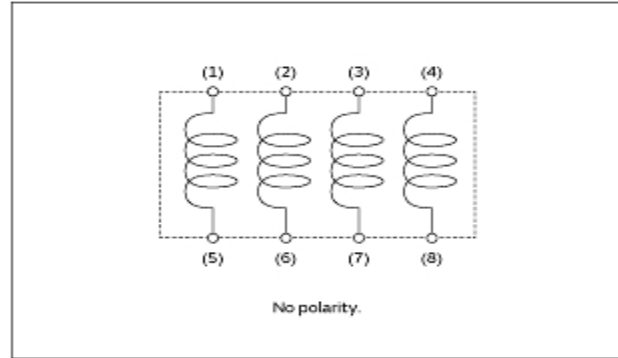
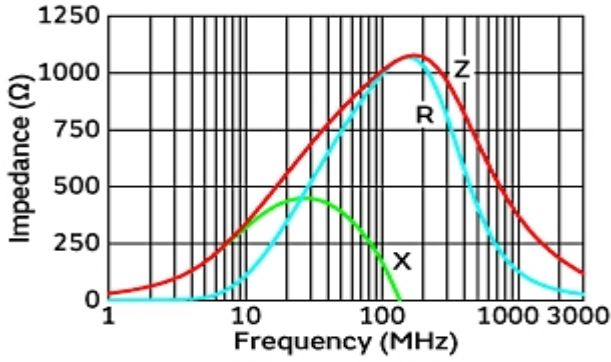
2.This datasheet has only typical specifications because there is no space for detailed specifications.

Therefore, please review our product specifications or consult the approval sheet for product specifications before ordering.

BLA2AAG102SN4#

“#” indicates a package specification code.

Product Data



Impedance-Frequency Characteristics

Equivalent Circuit

Attention

- 1.This datasheet is downloaded from the website of Murata Manufacturing Co., Ltd. Therefore, it's specifications are subject to change or our products in it may be discontinued without advance notice. Please check with our sales representatives or product engineers before ordering.
- 2.This datasheet has only typical specifications because there is no space for detailed specifications. Therefore, please review our product specifications or consult the approval sheet for product specifications before ordering.