

**BACKSHELL KIT INCLUDES:**

(2) BACKSHELL HALVES

(2) 4-40 THUMBSCREWS

(2) HOUSING SCREWS

(1) SET OF COMPRESSION INSERTS - (9 POSITION ~ 37 POSITION)

DIAMETERS: 4mm (.157"), 5mm (.197"), 7mm (.276"), 9mm (.351")

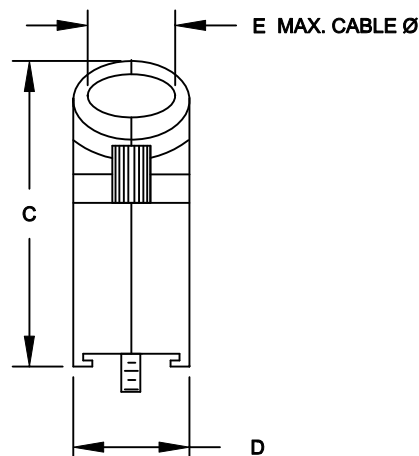
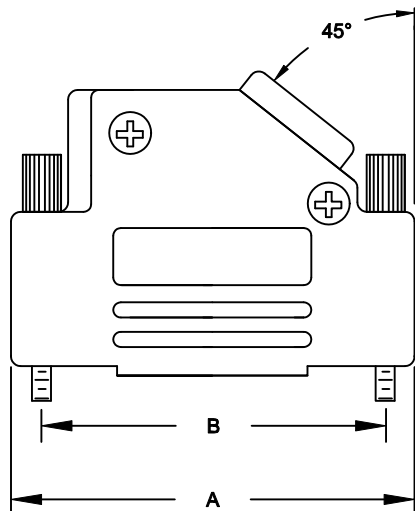
(1) SET OF COMPRESSION INSERTS - (9 POSITION ~ 37 POSITION)

DIAMETERS: 11mm (.433"), 12.5mm (.492"), 14mm (.551"), 15mm (.591")

**NOTE: 9 POSITION HAS ONLY 1 THUMBSCREW**

(OPPOSITE CABLE ENTRY)

DIMENSIONS (mm/in)					
SIZE:	A $\pm .25$ $\pm .010$	B $\pm .13$ $\pm .005$	C $\pm .25$ $\pm .010$	D $\pm .25$ $\pm .010$	E
9	31.00	24.99	36.30	14.50	13.00
	1.220	0.984	1.429	0.571	0.512
15	39.50	33.32	40.30	14.50	13.00
	1.555	1.312	1.587	0.571	0.512
25	53.20	47.04	40.30	14.50	13.00
	2.094	1.852	1.587	0.571	0.512
37	69.70	63.50	40.30	14.50	13.00
	2.744	2.500	1.587	0.571	0.512
50	67.40	61.11	44.90	17.40	17.00
	2.654	2.406	1.768	0.689	0.669



**ORDERING INFORMATION**

SIZE:	P/N KITTED:	PRODUCT CODE:
9-WAY	6560-0106-11	MHD45ZK-9-K
15-WAY	6560-0106-12	MHD45ZK-15-K
25-WAY	6560-0106-13	MHD45ZK-25-K
37-WAY	6560-0106-14	MHD45ZK-37-K

SIZE:	P/N BULK:	PRODUCT CODE:
9-WAY	6561-0106-11	MHD45ZK-9
15-WAY	6561-0106-12	MHD45ZK-15
25-WAY	6561-0106-13	MHD45ZK-25
37-WAY	6561-0106-14	MHD45ZK-37

PLASTIC: DIE CAST ZINC ALLOY  
NICKEL PLATED

4-40 THUMBSCREWS: STEEL - Zn PLATED

HOOD SCREWS: STEEL - Zn PLATED

COMPRESSION INSERTS: ABS UL RECOGNIZED

OPERATING TEMP: -40°C TO +120°C

THESE DRAWINGS AND SPECIFICATIONS ARE THE PROPERTY OF MH CONNECTORS LTD. AND SHALL NOT BE REPRODUCED, COPIED OR USED AS THE BASIS FOR THE MANUFACTURE OR SALE OF APPARATUS WITHOUT WRITTEN PERMISSION.

<b>DRAWN</b> P. JENKINS	<b>DATE</b> 03-14-12
----------------------------	-------------------------

<b>APPROVED</b> D. CROFT	<b>DATE</b> 03-14-12
-----------------------------	-------------------------

<b>SCALE</b> NTS	<b>SHEET</b> 1	<b>OF</b> 1	<b>REV:</b> A
---------------------	-------------------	----------------	------------------


**DRAWING No**  
MHD45ZK SERIES

**RoHS COMPLIANT**



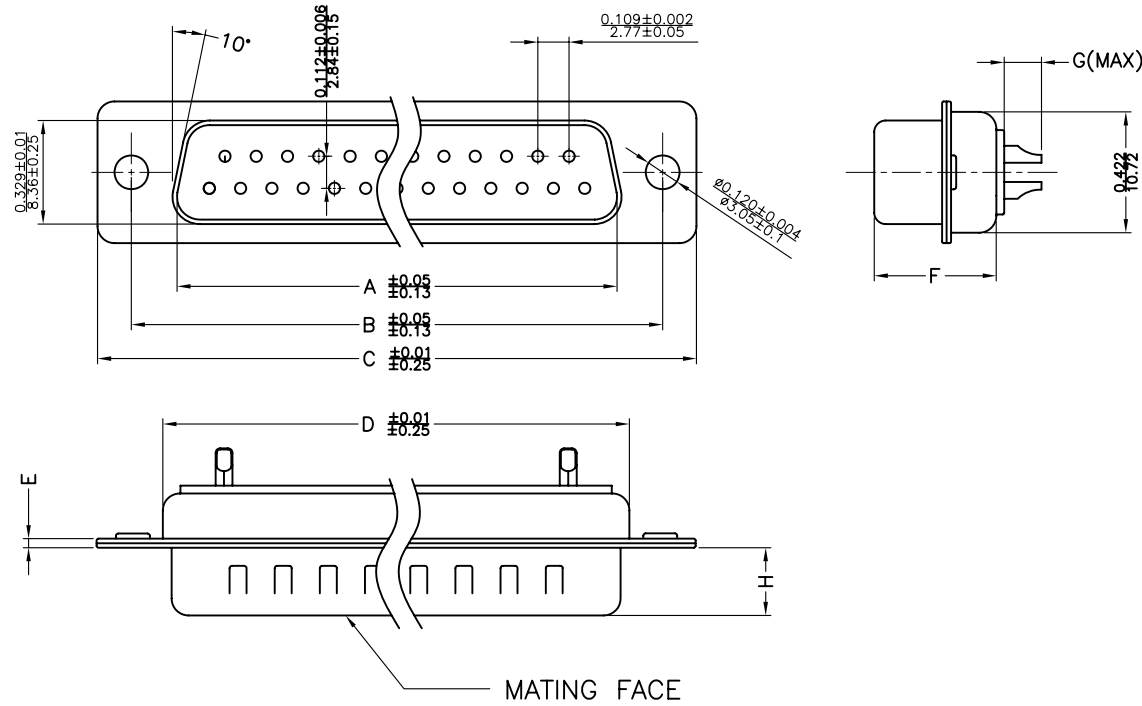
**MH CONNECTORS LTD.**

THIS IS A C.A.D. GENERATED DRAWING  
DO NOT MAKE MANUAL REVISIONS TO MASTER.



\* UNLESS OTHERWISE SPECIFIED TOLERANCES  
ON DECIMAL IS: .XX ± 0.35

UNIT: MM



**Material & Finish**

Shell:  
Steel  
Nickel or Tin plated

Pin Contact:  
Brass  
Gold plated over nickel

Insulator:  
PBT glass-fiber reinforced UL 94-V0

Number of contact:  
9,15,25,37,50

Current rating: 5 amp

Dielectric strength:  
1000V for one minute

Insulator resistance:  
1000MΩ Min at 500V DC

Temperature: -55°C ~ 105°C

ITEM NO	A	B	C	D	E	F	G	H
MHDM9SP	16.92(0.666)	24.99(0.984)	30.81(1.213)	19.23(0.757)	1.0(0.0394)	10.8(0.425)	2.7(0.106)	5.84(0.23)
MHDM15SP	25.25(0.994)	33.32(1.312)	39.14(1.541)	27.56(1.085)	1.0(0.0394)	10.8(0.425)	2.7(0.106)	5.84(0.23)
MHDM25SP	38.96(1.534)	47.04(1.852)	53.04(2.088)	41.30(1.625)	1.0(0.0394)	10.8(0.425)	2.7(0.106)	5.84(0.23)
MHDM37SP	55.42(2.182)	63.50(2.500)	69.32(2.729)	57.71(2.272)	1.0(0.0394)	10.8(0.425)	2.7(0.106)	5.84(0.23)
MHDM50SP	52.86(2.081)	61.11(2.406)	66.92(2.634)	55.30(2.177)	1.0(0.0394)	10.8(0.425)	2.7(0.106)	5.84(0.23)

THESE DRAWINGS AND SPECIFICATIONS ARE THE PROPERTY OF MH CONNECTORS LTD. AND SHALL NOT BE REPRODUCED, COPIED OR USED AS THE BASIS FOR THE MANUFACTURE OR SALE OF APPARATUS WITHOUT WRITTEN PERMISSION.

DRAWN Johnny	DATE 07-24-12
APPROVED	DATE

SCALE 1:1	SHEET OF 1 OF 1	REV: 1.0
--------------	--------------------	-------------

DRAWING No  
MHDM SP



THIS SERIES FULLY CONFORMS TO THE EUROPEAN UNION DIRECTIVES 2002/95/EC AND 2002/96/EC FOR RoHS COMPLIANCY.



**MH CONNECTORS LTD.**