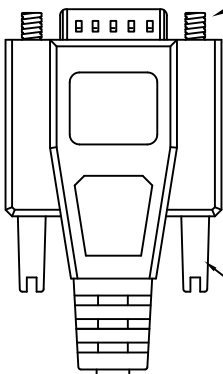
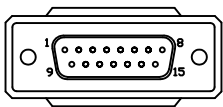


THE INFORMATION CONTAINED IN THIS DRAWING IS THE SOLE PROPERTY OF AMPHENOL CABLES ON DEMAND. ANY REPRODUCTION OR DISCLOSURE TO THIRD PARTIES IN PART OR WHOLE WITHOUT THE EXPRESS WRITTEN PERMISSION OF AMPHENOL CABLES ON DEMAND IS PROHIBITED.

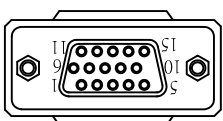
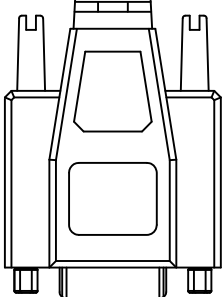
4-40thread(UNC)

4X THUMBSCREW

LENGTH

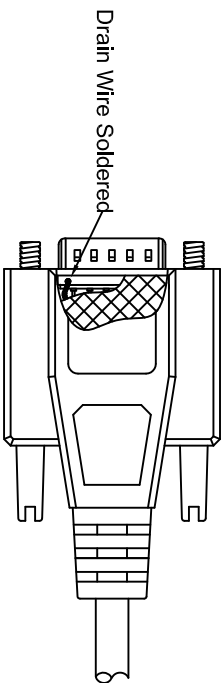


Amphenol Cables on Demand

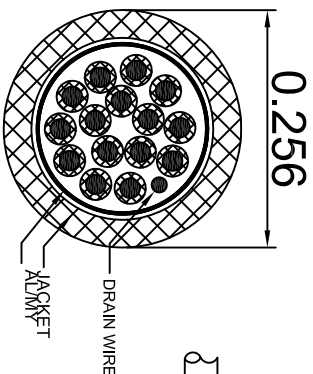


D-SUB
15PIN Male

D-SUB
15PIN Female



Drain Wire Soldered



0.256

JACKET

DRAIN WIRE

360° AL. Foil Shield
Drain Wire Soldered

LENGTH & P/N Table

LENGTH	P/N	Cable Color
1.5FT ±0.8 inch	CS-DSSMDB15MF-001.5	GREY
2.5FT ±1 inch	CS-DSSMDB15MF-002.5	GREY
3FT ±1.2 inch	CS-DSSMDB15MF-003	GREY
5FT ±2 inch	CS-DSSMDB15MF-005	GREY
10FT ±3 inch	CS-DSSMDB15MF-010	GREY
25FT ±4 inch	CS-DSSMDB15MF-025	GREY
50FT ±8 inch	CS-DSSMDB15MF-050	GREY

PIN OUT:		
Male	Female	Color
PIN1	PIN1	Black
PIN2	PIN2	Brown
PIN3	PIN3	Red
PIN4	PIN4	Orange
PIN5	PIN5	Yellow
PIN6	PIN6	Green
PIN7	PIN7	Blue
PIN8	PIN8	Purple
PIN9	PIN9	Gray
PIN10	PIN10	White
PIN11	PIN11	Pink
PIN12	PIN12	Light Green
PIN13	PIN13	Black/White
PIN14	PIN14	Brown/White
PIN15	PIN15	Red/White
SHIELD	SHIELD	Drain Wire



UNLESS OTHERWISE SPECIFIED
DIMENSIONS ARE IN INCHES
TOLERANCES ARE:

DECIMALS	±.XX	ANGLES	±X°
X	±.XX		
XX	±.XX		
.XXX	±.XXX		



THIRD ANGLE PROJECTION

APPROVALS	DATE
DRAWN LF	24/Oct/2017
CHECKED BA	24/Oct/2017
RESP ENG	
MFG ENG	

Amphenol Cables on Demand
20 VALLEY ST. ENDICOTT, NY 13760
Economy 15PIN D-Sub MF
Common Serial Connection

SIZE A	DWG. NO. CS-DSSMDB15MF-XXX	REV. A3
--------	----------------------------	---------

NOTES: UNLESS OTHERWISE SPECIFIED

4

3

2

1

A

Mouser Electronics

Authorized Distributor

Click to View Pricing, Inventory, Delivery & Lifecycle Information:

[Amphenol:](#)

[CS-DSSMDB15MF-005](#) [CS-DSSMDB15MM-010](#) [CS-DSSMDB15MF-025](#)