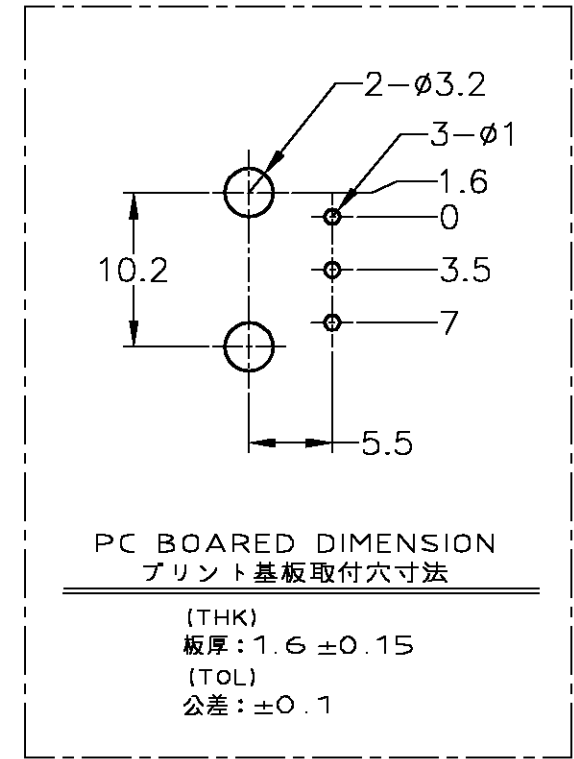
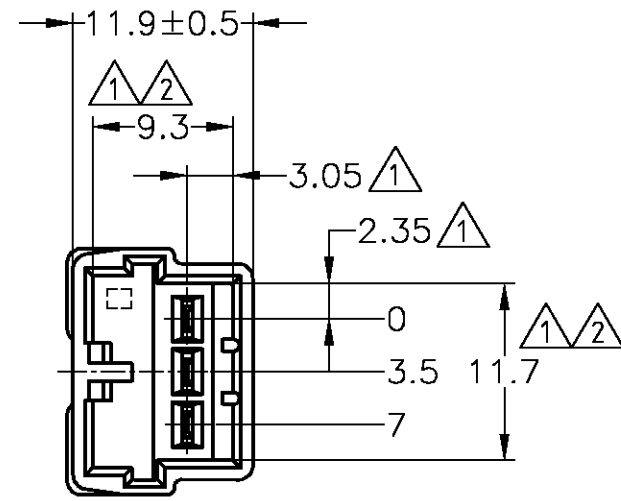
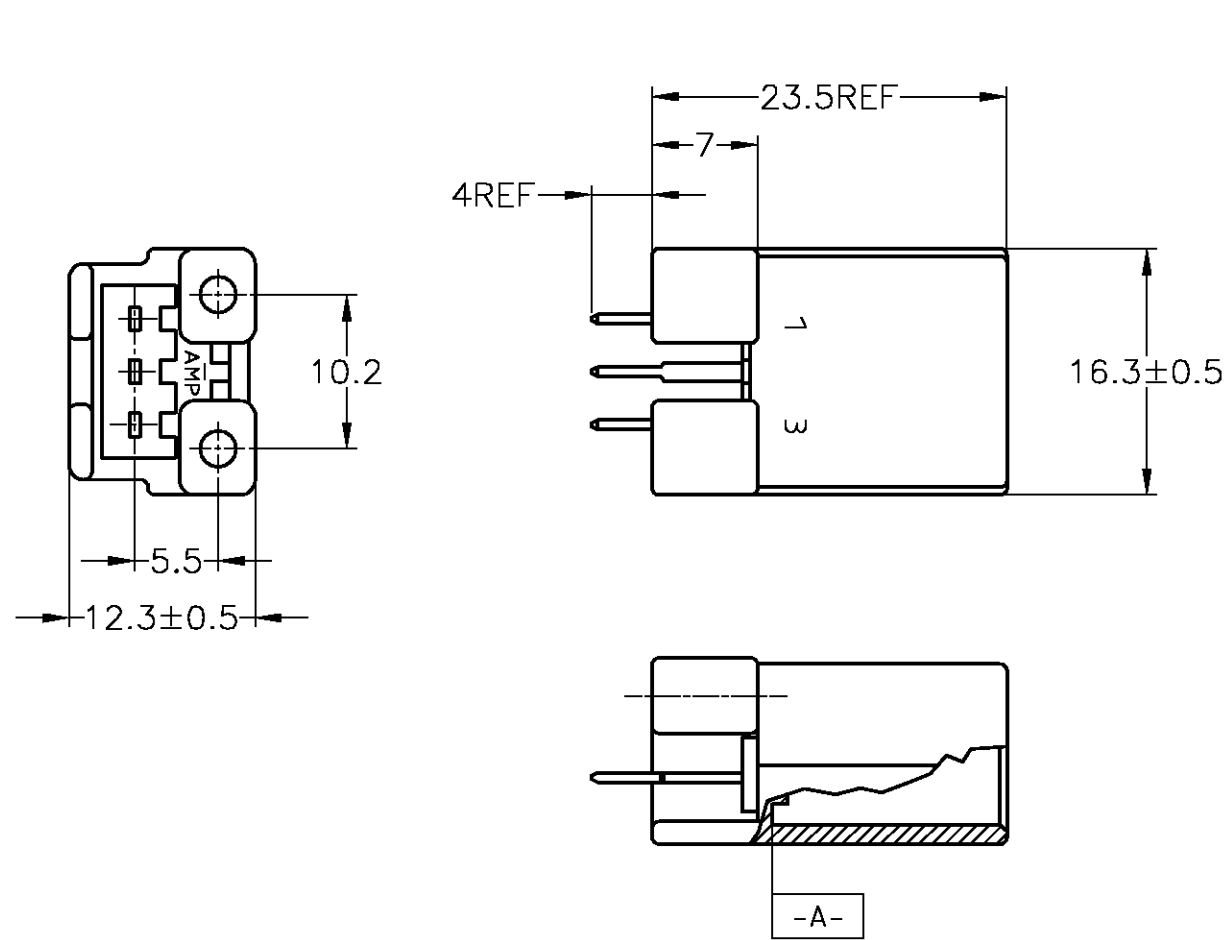
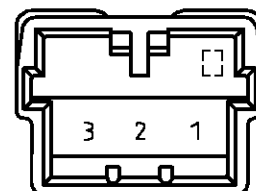


THIS DRAWING IS UNPUBLISHED. RELEASED FOR PUBLICATION  
 © COPYRIGHT BY TYCO ELECTRONICS CORPORATION. ALL RIGHTS RESERVED.

| LOC | DIST | REVISIONS |          |               |         |     |      |
|-----|------|-----------|----------|---------------|---------|-----|------|
|     |      | P         | LTR      | DESCRIPTION   | DATE    | DWN | APVD |
| J   | -    | G3        | ADDED -2 | ECR-06-018404 | 31JUL06 | TS  | KB   |



- △ TO BE MEASURED BETWEEN [-A-] AND 2
- △ TO BE MATED WITH PLUG HSG SMOOTHLY
- 3 TO BE USE M3 TAPPING SCREW JIS B1115 OR 1122 (TYPE2 OR 4) BEFORE SOLDER (TIGHTENING TORQUE; 0.8N-m MAX.)
- 4 APPLIED PLUG HSG P/N ; 174921
- △ CIRCUIT NUMBER;



- △ [-A-]面から2mmの範囲で測定
- △ 相手ハウジングと所定の機能を満たして嵌合できること
- 3 プリント基板への取付けは JIS-B1115又は1122, M3×6ナベ (2種又は4種)のタッピングネジで締付けた後ハンダ付けする (締付トルク; 0.8N-m 以下)
- 4 嵌合相手ハウジング型番: 174921
- △ 回路番号: 上図参照のこと

| TOLERANCE UNLESS OTHERWISE SPECIFIED: |        |
|---------------------------------------|--------|
| 一般公差                                  |        |
| 0 < x ≤ 10                            | ± 0.2  |
| 10 < x ≤ 30                           | ± 0.25 |
| 30 < x ≤ 100                          | ± 0.3  |
| ANGLE ; 角度                            | ± 3°   |

|                            | SELECTIVE-TIN         | PRE-TIN                | WHITE     | 4-174953-1 |
|----------------------------|-----------------------|------------------------|-----------|------------|
| 1~3                        | TIN-LEAD              | SELECTIVE GOLD         | WHITE     | 3-174953-1 |
| 2                          | TIN-LEAD              | SELECTIVE GOLD         | WHITE     | 2-174953-1 |
|                            |                       | PRE-TIN                | WHITE     | 1-174953-1 |
|                            | SELECTIVE-TIN (MATTE) | SELECTIVE-TIN (BRIGHT) | WHITE     | 174953-3   |
|                            |                       | PRE-TIN                | BLACK     | 174953-2   |
| 金めっき回路NO. Au CIRCUIT NO. △ | 半田付け部 SOLDERING SIDE  | 接触部側 CONTACT SIDE      | 色 (COLOR) | 型番 (P/N)   |
| CONTACT 仕上 FINISH OF TAB   |                       |                        |           |            |

THIS DRAWING IS A CONTROLLED DOCUMENT.

|  |   |                  |                      |               |
|--|---|------------------|----------------------|---------------|
| DWN A. YAMAGUCHI 17APR01                                     | Tyco Electronics AMP K.K. Kawasaki, Japan |                  |                      |               |
| CHK M. TSUKAKOSHI 17APR01                                    |   |                  |                      |               |
| APVD M. TSUKAKOSHI 17APR01                                   |   |                  |                      |               |
| NAME .070 SRS MLC 3POSITION CAP HOUSING(W-B V-TYPE) ASSEMBLY |   |                  |                      |               |
| PRODUCT SPEC 108-5216  | SIZE A3                                   | CAGE CODE 00779  | DRAWING NO. C-174953 | RESTRICTED TO |
| APPLICATION SPEC   | WEIGHT 3g                                 | SCALE 2:1        |                      | SHEET 1 OF 1  |
| MATERIAL PBT 黄銅 (BRASS)                                      | FINISH SEE TABLE                          | CUSTOMER DRAWING |                      | REV G3        |