

Features

- Small Body Outline Dimensions:
0.039" x 0.024" (1.0 mm x 0.60 mm)
- Protects one I/O or power line
- Low Clamping Voltage
- Ultra Low Capacitance:0.2pF
- Working Voltage: 5 V
- Low Leakage Current
- Response Time is Typically < 1 ns



IEC COMPATIBILITY (EN61000-4)

- IEC 61000-4-2 (ESD) ±15kV (air), ±10kV (contact)
- IEC 61000-4-4 (EFT) 40A (5/50ns)

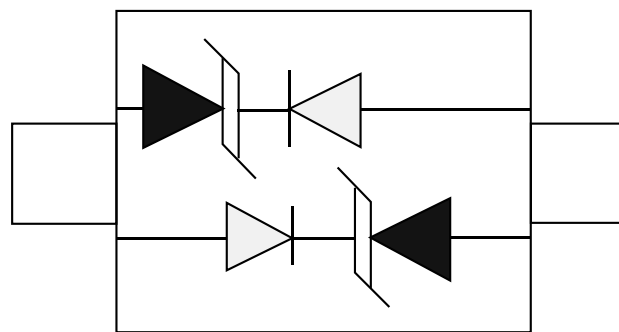
Mechanical Characteristics

- DFN-2L package
- Molding compound flammability rating: UL 94V-0
- Marking: Marking Code
- Packaging: Tape and Reel per EIA 481
- RoHS/WEEE Compliant

Applications

- Laptop Computers
- Cellular Phones
- Digital Cameras
- Personal Digital Assistants (PDAs)

Schematic & PIN Configuration

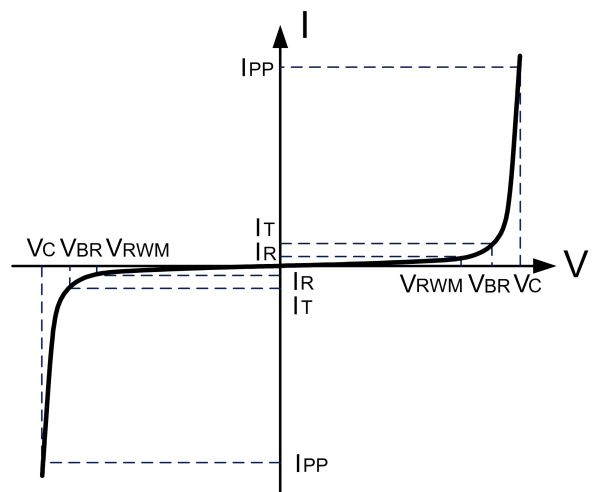


DFN-2L (Top View)

Absolute Maximum Rating			
Rating	Symbol	Value	Units
Electrostatic discharge Voltage (See Note1 ,2)	V_{ESD}	10 KV (contact)	Volts
		15KV (air)	
Operating Temperature	T_J	-55 to + 125	°C
Storage Temperature	T_{STG}	-55 to +150	°C

Electrical Parameters (T=25°C)

Symbol	Parameter
I_{PP}	Maximum Reverse Peak Pulse Current
V_C	Clamping Voltage @ I_{PP}
V_{RWM}	Working Peak Reverse Voltage
I_R	Maximum Reverse Leakage Current @ V_{RWM}
V_{BR}	Breakdown Voltage @ I_T
I_T	Test Current
I_F	Forward Current
V_F	Forward Voltage @ I_F



Electrical Characteristics

BDFN2C051RF2						
Parameter	Symbol	Conditions	Minimum	Typical	Maximum	Units
Reverse Stand-Off Voltage	V_{RWM}				5.0	V
Reverse Breakdown Voltage	V_{BR}	$I_T=1mA$	6.0			V
Reverse Leakage Current	I_R	$V_{RWM}=5V, T=25^\circ C$		0.1	0.5	μA
Clamping Voltage	V_C	$I_{PP}=3A, t_p=8/20\mu s$		10	15	V
Peak Pulse Current	I_{PP}	$t_p=8/20\mu s$			3.0	A
Junction Capacitance	C_j	$V_R=0V, f=1MHz$	0.17	0.2	0.26	pF

Note1: ESD Pulse Waveform according to IEC 61000-4-2. see Table1 and Figure4.

Note2: ESD tests Setup see Figure 5.

Typical Characteristics

Figure 1: Peak Pulse Power vs. Pulse Time

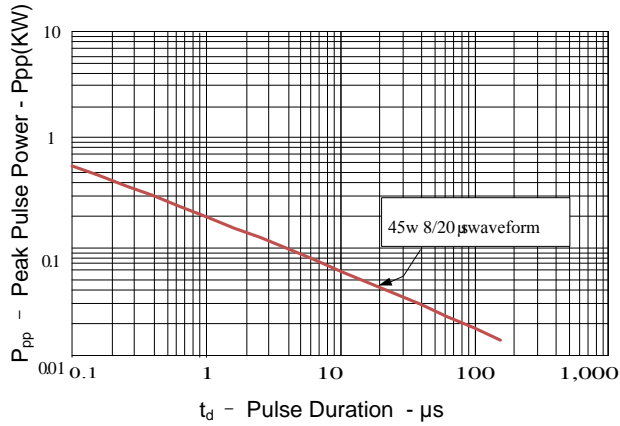


Figure 2: Power Derating Curve

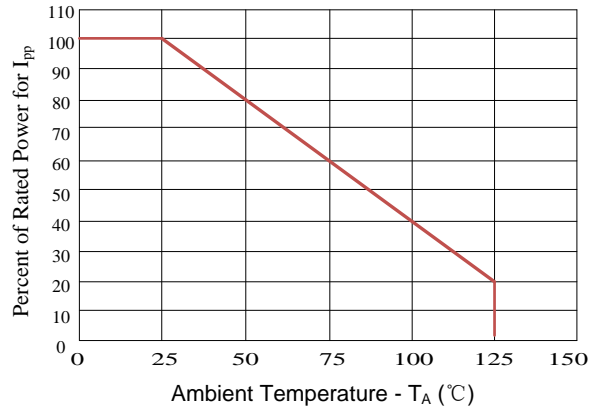


Figure3: Pulse Waveform

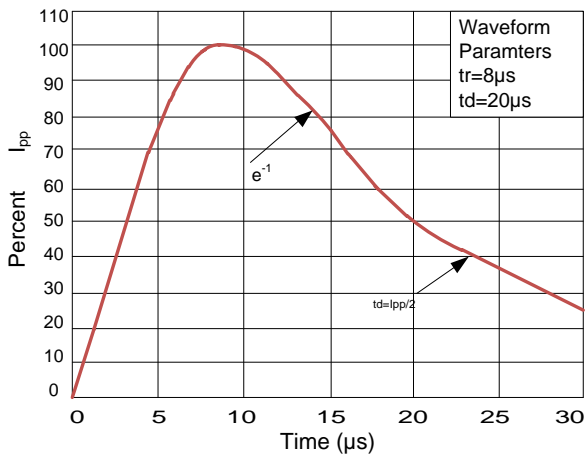
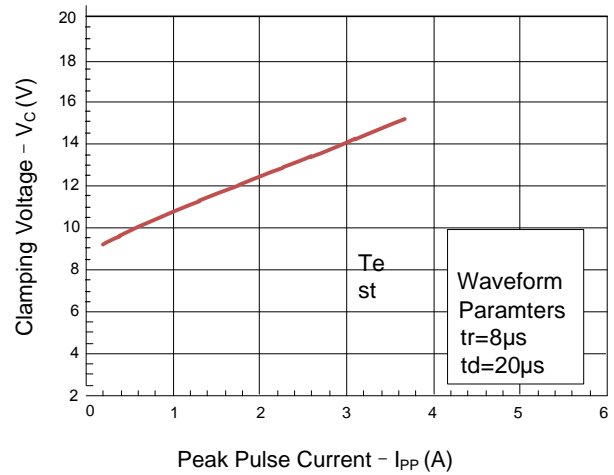


Figure 4: Clamping Voltage vs. I_pp



Outline Drawing – DFN-2L

PACKAGE OUTLINE

BOTTOM VIEW

DFN-2L

SYMB	MILIMETER		
	MIN	NOM	MAX
A	0.45	0.50	0.55
A1	0	0.02	0.05
b	0.45	0.50	0.55
C	0.12	0.15	0.18
D	0.95	1.00	1.05
e	0.65BSC		
E	0.55	0.60	0.65
L	0.20	0.25	0.30
L1	0.05REF		
h	0.07	0.12	0.17

Land Pattern

Marking Codes

Part Number	Marking Code
BDFN2C051RF2	5 C

Package Information

Qty: 10k/Reel