


Structural system XC

Contents


System information.....	409
Beams XC.....	410
Beam accessories XC.....	413
Connectors XC.....	414
Feet XC.....	419

Enclosure components XC.....	422
Enclosure components XC – conduit elements.....	426
Components for linear motion XC.....	428
Components for rotating motion XC.....	430

System information



Features

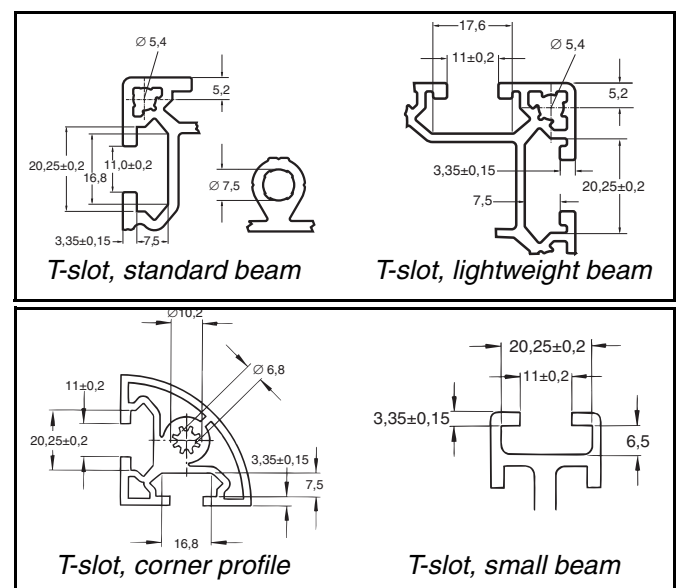


FlexLink's structural system XC is based on aluminium beams with T-slots for easy interconnections and attachment of external devices. Beam sizes in the XC system range from 24x24 mm up to 176x88 mm.

The system offers sturdy components which provide high load capacity for both static and linear motion systems. It is used within a wide range of applications, from frameworks, work benches and enclosures to special machinery, pick and place units and gantry robot.

T-slot dimensions

All support beams have holes for M6 screws in the corners for connecting mounting plates, end plates etc. Always use roller threading to ensure a reliable screw connection. The screw holes in the centre of all XCBM beams and XCBL enclosure beams are intended for M8 roller threading or self-tapping screws.



PO
CC
X45
XS
X65
X65P
X85
X85P
XH
XK
XKP
X180
X300
GR
CS
XT
WL
WK
XC
XF
XD
ELV
CTL
FST
TR
APX
IDX

Beams XC

Beam specifications

Beam type	Cross-section mm ²	Weight kg/m	I _x mm ⁴ ×10 ⁴	I _y mm ⁴ ×10 ⁴	W _x mm ³ ×10 ³	W _y mm ³ ×10 ³
XCBM ...x88x176	3970	10,7	1244	369	141	83,9
XCBM ...x44x176	2633	7,11	750	58,2	85,2	26,5
XCBM ...x88x132	2966	8,01	530	259	80,3	58,9
XCBM ...x44x132	2022	5,34	330	40,0	50,0	18,0
XCBM ...x88	1952	5,27	173		39,4	
XCBL ...x88	1180	3,18	126		28,6	
XCBM ...x44x88	1311	3,54	103	25,6	23,5	11,7
XCBL ...x44x88	886	2,39	81,4	21,6	18,5	9,8
XCBM ...x64	1493	4,27	70,2		22,1	
XCBL ...x64	848	2,29	44,5		14,0	
XCBM ...x44x64	1054	2,84	42,0	23,5	13,2	10,7
XCBL ...x44x64	724	1,96	33,9	17,7	10,6	8,1
XCBM ...x44	767	2,07	14,0		6,3	
XCBL ...x44	588	1,59	12,7		5,8	
XCBL ...x44 T2	615	1,66	12,6	13,1	5,6	5,9
XCBL ...x44 T2A	598	1,61	12,9	12,4	5,8	5,6
XCBL ...x44 T3	653	1,76	12,6	13,4	5,7	6,1
XCBR ...x44	708	1,91	13,2	7,8	4,3	2,9
XCBR ...x49		1,77				
XCBA ...x44	572	1,55	9,47	9,47	3,65	3,65
XCBL ...x15x44	327	0,88	6,8	0,83	3,10	1,10
XCBB ...x24x44	375	1,02	5,55	2,41	2,52	2,00
XCBB ...x24x34	310	0,83	3,85	1,75	2,14	1,46
XCBB ...x24	240	0,64	1,10		0,92	

Lengths and tolerance aluminium beams

"3 m" aluminium beams

If no other tolerance is stated in the catalogue all "3 m" aluminium beams will be delivered with a length of 3030 ±5 mm

The extra length compensates for cut losses on local site.

"L-cut" aluminium beams

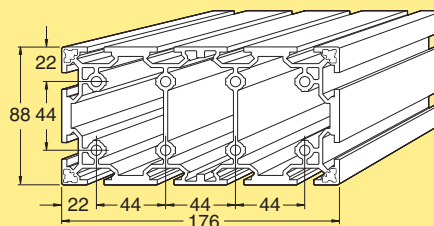
If no other range is mentioned in the catalogue L-cut aluminium beams can be ordered in the range of 30-3000 mm.

Length tolerances:

Cut length L (mm)	Length tolerance (mm)
30-1000	±0,3
1001-2000	±0,5
2001-3000	±0,8

Support beams

Support beam 88x176



Beam 88 mm × 176 mm

Aluminium, anodized

Length 3 m (3030 ±5 mm)

Length to order (30- 3000 mm)

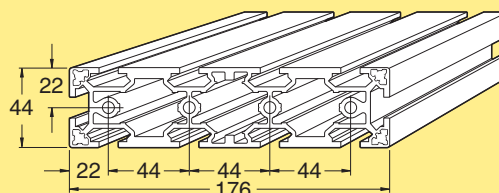
XCBM 3x88x176

XCBL Lx88x176

Beam weight: 10,7 kg/m

End cap: Use XCBE 88 (2)

Support beam 44x176



Beam 44 mm × 176 mm

Aluminium, anodized

Length 3 m (3030 ±5 mm)

Length to order (30- 3000 mm)

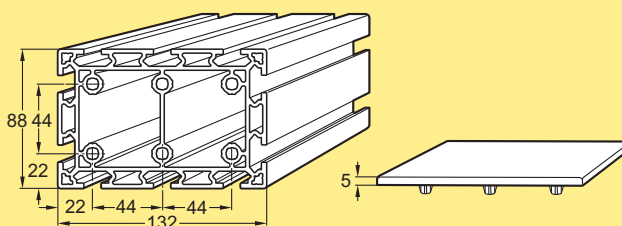
XCBM 3x44x176

XCBL Lx44x176

Beam weight: 7,11 kg/m

End cap: Use XCBE 44x88 (2)

Support beam 88x132



Beam 88 mm × 132 mm

Aluminium, anodized

Length 3 m (3030 ±5 mm)

Length to order (30- 3000 mm)

XCBM 3x88x132

XCBL Lx88x132

End cap, polyamide

XCBE 88x132 A*

Beam weight: 8,01 kg/m

*Note. Must be ordered in multiples of 10

Support beam 44x132

Beam 44 mm x 132 mm
Aluminium, anodized
Length 3 m (3030 ±5 mm) **XCBM 3x44x132**
Length to order (30- 3000 mm) **XCBM Lx44x132**

End cap, polyamide **XCBE 44x132 A***

Beam weight: 5,34 kg/m
**Note. Must be ordered in multiples of 10*

Support beam 44x88

Beam 44 mm x 88 mm
Aluminium, anodized
Length 3 m (3030 ±5 mm) **XCBM 3x44x88**
Length to order (30- 3000 mm) **XCBM Lx44x88**

End cap, polyamide **XCBE 44x88***

Beam weight: 3,54 kg/m
**Note. Must be ordered in multiples of 10*

CC

X45

XS

X65

X65P

X85

X85P

XH

Support beam 88x88

Beam 88 mm x 88 mm
Aluminium, anodized
Length 3 m (3030 ±5 mm) **XCBL 3x88**
Length to order (30- 3000 mm) **XCBL Lx88**

End cap, polyamide **XCBE 88***

Beam weight: 5,27 kg/m
**Note. Must be ordered in multiples of 10*

Support beam 44x88, lightweight

Beam 44 mm x 88 mm
Lightweight design
Aluminium, anodized
Length 3 m (3030 ±5 mm) **XCBL 3x44x88**
Length to order (30- 3000 mm) **XCBL Lx44x88**

End cap, polyamide **XCBE 44x88***

Beam weight: 2,39 kg/m
**Note. Must be ordered in multiples of 10*

XK

XKP

X180

X300

GR

CS

XT

WL

Support beam 88x88, lightweight

Beam 88 mm x 88 mm
Lightweight design
Aluminium, anodized
Length 3 m (3030 ±5 mm) **XCBL 3x88**
Length to order (30- 3000 mm) **XCBL Lx88**

End cap, polyamide **XCBE 88***

Beam weight: 3,18 kg/m
**Note. Must be ordered in multiples of 10*

Support beam 64x64

Support beam 64 mm x 64 mm
Aluminium, anodized
Length 3 m (3030 ±5 mm) **XCBL 3x64**
Length to order (30- 3000 mm) **XCBL Lx64**

End cap, polyamide **XCBE 64***

Beam weight: 4,27 kg/m
**Note. Must be ordered in multiples of 10*

WK

XC

XF

XD

ELV

CTL

FST

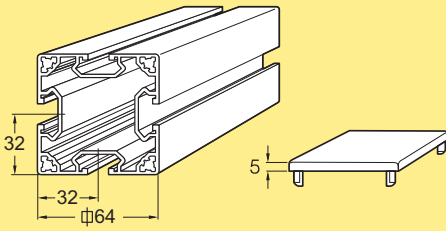
TR

APX

IDX

Beams XC (continued)

Support beam 64×64, lightweight



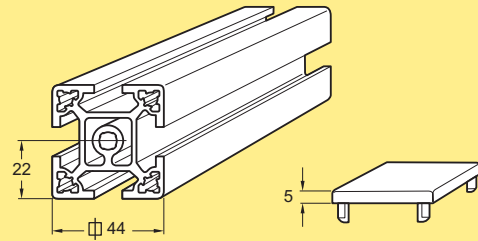
Support beam 64 mm × 64 mm
 Lightweight design
 Aluminium, anodized
 Length 3 m (3030 ±5 mm) **XCBL 3×64**
 Length to order (30- 3000 mm) **XCBL L×64**

End cap, polyamide **XCBE 64***

Beam weight: 2,29 kg/m

*Note. Must be ordered in multiples of 10

Support beam 44×44



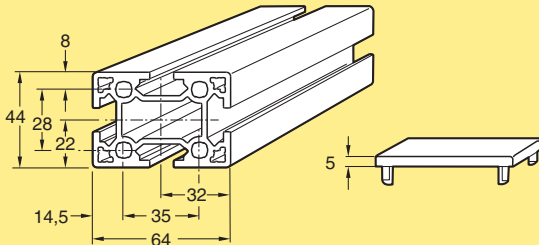
Support beam 44 mm × 44 mm
 Aluminium, anodized
 Length 3 m (3030 ±5 mm) **XCBL 3×44**
 Length to order (30- 3000 mm) **XCBL L×44**

End cap, polyamide **XCBE 44***

Beam weight: 2,07 kg/m

*Note. Must be ordered in multiples of 10

Support beam 44×64



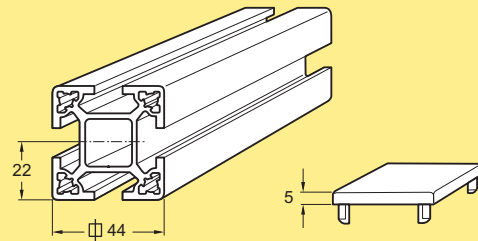
Support beam 44 mm × 64 mm
 Aluminium, anodized
 Length 3 m (3030 ±5 mm) **XCBL 3×44×64**
 Length to order (30- 3000 mm) **XCBL L×44×64**

End cap, polyamide **XCBE 44×64***

Beam weight: 2,84 kg/m

*Note. Must be ordered in multiples of 10

Support beam 44×44, lightweight



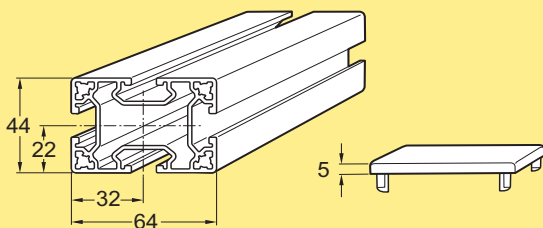
Support beam 44 mm × 44 mm
 Lightweight design
 Aluminium, anodized
 Length 3 m (3030 ±5 mm) **XCBL 3×44**
 Length to order (30- 3000 mm) **XCBL L×44**

End cap, polyamide **XCBE 44***

Beam weight: 1,59 kg/m

*Note. Must be ordered in multiples of 10

Support beam 44×64, lightweight



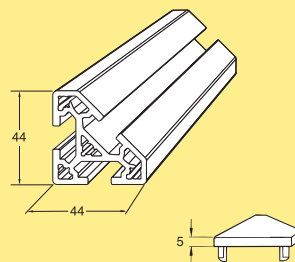
Support beam 44 mm × 64 mm
 Lightweight design
 Aluminium, anodized
 Length 3 m (3030 ±5 mm) **XCBL 3×44×64**
 Length to order (30- 3000 mm) **XCBL L×44×64**

End cap, polyamide **XCBE 44×64***

Beam weight: 1,96 kg/m

*Note. Must be ordered in multiples of 10

Support beam, 45°



Support beam, 45°
 Aluminium, anodized
 Length 3 m (3030 ±5 mm) **XCBA 3×44**
 Length to order (30- 3000 mm) **XCBA L×44**

End cap, polyamide **XCBE 44 A***

Beam weight: 1,55 kg/m

*Note. Must be ordered in multiples of 10

Beams for enclosures

FlexLink's beams for enclosures: see page 422.

Small beams

Small beam 15x44

Small beam 15 mm x 44 mm
 Lightweight design
 Aluminium, anodized
 Length 3 m (3030 ±5 mm) **XCBL 3x15x44**
 Length to order (30- 3000 mm) **XCBL Lx15x44**
 End cap, polyamide **XCBE 15x44***
Beam weight: 0,88 kg/m
**Note. Must be ordered in multiples of 10*

Small beam 24x34

Small beam 24 mm x 34 mm
 Aluminium, anodized
 Length 3 m (3030 ±5 mm) **XCBB 3x24x34**
 Length to order (30- 3000 mm) **XCBB Lx24x34**
 End cap, polyamide **XCBE 24x34***
Beam weight: 0,83 kg/m
**Note. Must be ordered in multiples of 10*

Small beam 24x44

Small beam 24 mm x 44 mm
 Aluminium, anodized
 Length 3 m (3030 ±5 mm) **XCBB 3x24x44**
 Length to order (30- 3000 mm) **XCBB Lx24x44**
 End cap, polyamide **XCBE 24x44***
Beam weight: 1,02 kg/m
**Note. Must be ordered in multiples of 10*

Small beam 24x24

Small beam 24 mm x 24 mm
 Aluminium, anodized
 Length 3 m (3030 ±5 mm) **XCBB 3x24**
 Length to order (30- 3000 mm) **XCBB Lx24**
 End cap, polyamide **XCBE 24***
Beam weight: 0,64 kg/m
**Note. Must be ordered in multiples of 10*

Beam accessories XC

Cover strip, aluminium

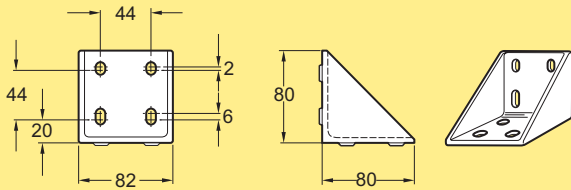
Cover strip
 Length 2 m
 Aluminium, anodized **XCAC 2**

Cover strip, PVC

Cover strip
 Length 3 m
 Polyvinyl chloride **XCAC 3 P**

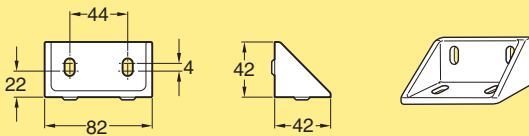
PO
 CC
 X45
 XS
 X65
 X65P
 X85
 X85P
 XH
 XK
 XKP
 X180
 X300
 GR
 CS
 XT
 WL
 WK
 XC
 XF
 XD
 ELV
 CTL
 FST
 TR
 APX
 IDX

Angle bracket, die-cast, 80×80×82



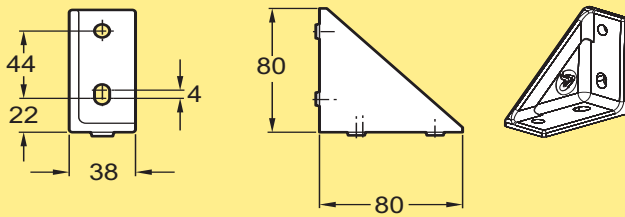
Angle bracket
Aluminium, die-cast
XCFA 88 A
Mounting: M6S 8×16 (8), BRB 8,4×16 (8), XCAN 8 (8)

Angle bracket, die-cast, 42×42×82



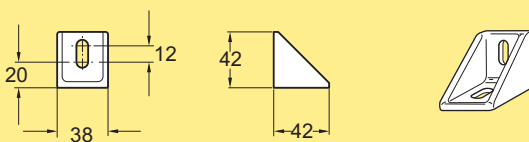
Angle bracket
Aluminium, die-cast
XCFA 88 B
Mounting: M6S 8×16 (4), BRB 8,4×16 (4), XCAN 8 (4)

Angle bracket, die-cast, 80×80×38



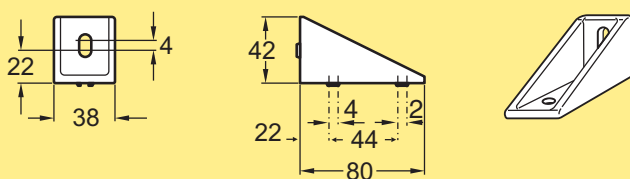
Angle bracket
Aluminium, die-cast
XCFA 44 A
Mounting: M6S 8×16 (4), BRB 8,4×16 (4), XCAN 8 (4)

Angle bracket, die-cast, 42×42×38



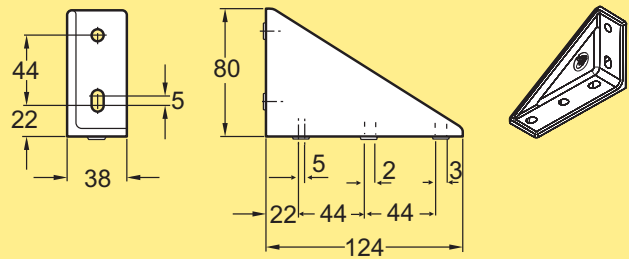
Angle bracket
Aluminium, die-cast
XCFA 44 B
Mounting: M6S 8×16 (2), BRB 8,4×16 (2), XCAN 8 (2)

Angle bracket, die-cast, 80×42×38



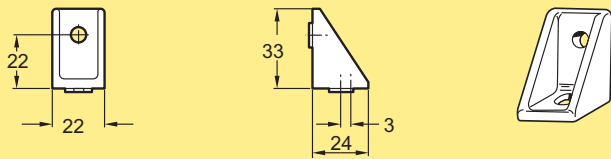
Angle bracket
Aluminium, die-cast
XCFA 44 C
Mounting: M6S 8×16 (3), BRB 8,4×16 (3), XCAN 8 (3)

Angle bracket, die-cast, 124×80×38



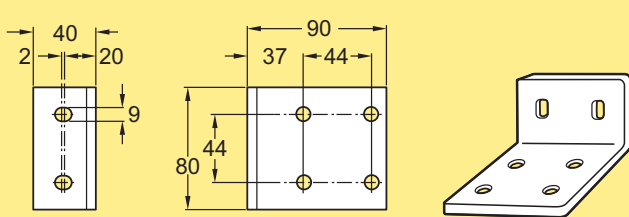
Angle bracket
Aluminium, die-cast
XCFA 44 D
Mounting: M6S 8×16 (5), BRB 8,4×16 (5), XCAN 8 (5)

Angle bracket, die-cast, 24×33×22



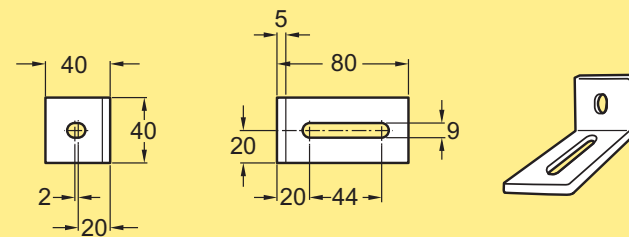
Angle bracket
Aluminium, die-cast
XCFA 24
Mounting: MC6S 6×14 (2), BRB 6,4×12 (2), XCAN 6 (2)

Angle bracket, extruded, 90×40×80



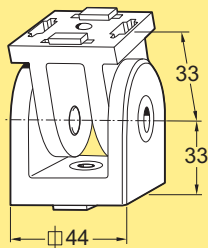
Angle bracket
Aluminium, anodized
XCFA 84
Mounting: M6S 8×16 (6), BRB 8,4×16 (6), XCAN 8 (6)

Angle bracket, extruded, 80×40×40



Angle bracket
Aluminium, anodized
XCFA 44
Mounting: M6S 8×16 (2), BRB 8,4×16 (2), XCAN 8 (2)

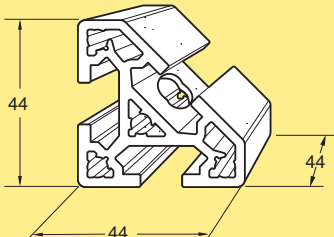
Stay bracket, adjustable



Stay bracket, including reversible guide lugs
Zinc, die-cast **XCFJ 44 F**

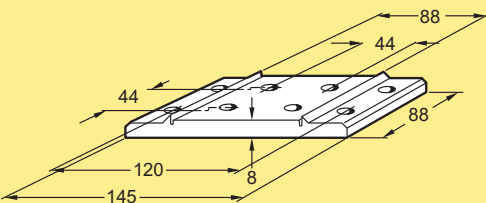
Mounting: MLC6S 8x14 (2), XCAN 8 (2) (beam side) or MLC6S 8x30 (2) (beam end)

Stay bracket, fixed, 45°



Stay bracket, 45°
Aluminium, anodized **XCAB 44**

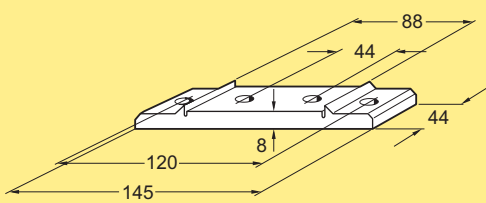
Mounting plate 88x145



Mounting plate
Aluminium, anodized **XCFB 88**

For use with 88x88 mm XCBM beams.
Mounting: M6S 8x18 (4), BRB 8,4x16 (4), XCAN 8 (4), MF6S 8x30 (4).

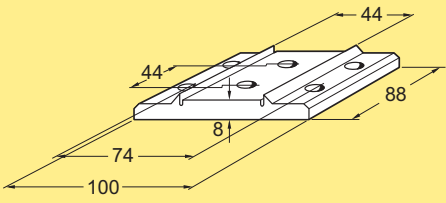
Mounting plate 44x145



Mounting plate
Aluminium, anodized **XCFB 44x88 A**

For use with 44x88 mm XCBM beams.
Mounting: M6S 8x18 (2), BRB 8,4x16 (2), XCAN 8 (2), MF6S 8x30 (2).

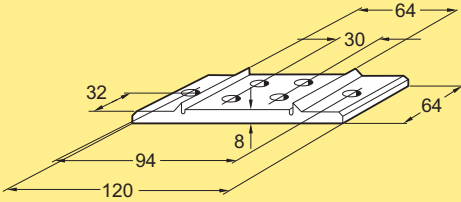
Mounting plate 88x100



Mounting plate
Aluminium, anodized **XCFB 44x88 B**

For use with 44x88 mm XCBM beams.
Mounting: M6S 8x18 (4), BRB 8,4x16 (4), XCAN 8 (4) + MF6S 8x30 (2). Cannot be used with XCBL beams.

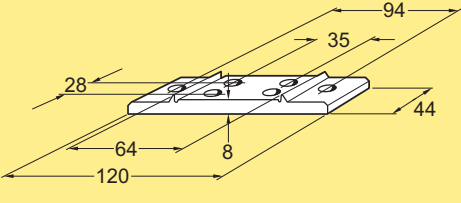
Mounting plate 64x120



Mounting plate
Aluminium, anodized **XCFB 64 A**

For use with 64x64 mm XCBM beams.
Mounting: M6S 8x18 (2), BRB 8,4x16 (2), XCAN 8 (2) + MF6S 8x30 (4). Cannot be used with XCBL beams.

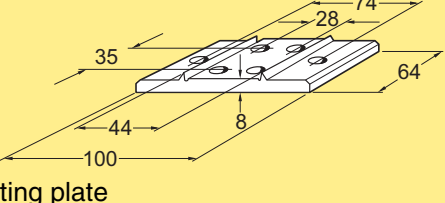
Mounting plate 44x120



Mounting plate
Aluminium, anodized **XCFB 44x64 A**

For use with 44x64 mm XCBM beams.
Mounting: M6S 8x18 (2), BRB 8,4x16 (2), XCAN 8 (2) + MF6S 8x30 (4). Cannot be used with XCBL beams.

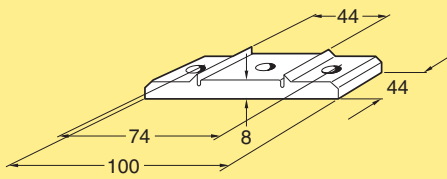
Mounting plate 64x100



Mounting plate
Aluminium, anodized **XCFB 44x64 B**

For use with 44x64 mm XCBM beams.
Mounting: M6S 8x18 (2), BRB 8,4x16 (2), XCAN 8 (2) + MF6S 8x30 (4).

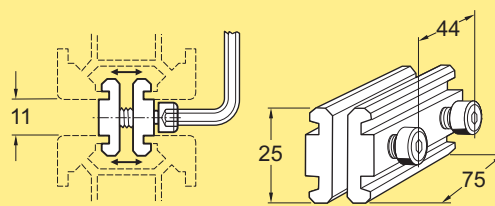
Mounting plate 44x100



Mounting plate
Aluminium, anodized **XCFB 44**

For use with 44x44 mm beams (not XCBL 3/6/Lx44).
Mounting: M6S 8x18 (2), BRB 8,4x16 (2), XCAN 8 (2)
+ MF6S 8x30 (1).

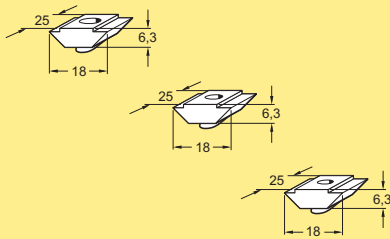
Parallel connector



Parallel connector assembly
Length 75 mm
Aluminium, anodized **XCFP 75**

Connector for connecting beams T-slot to T-slot

T-slot nut for System XC T-slot

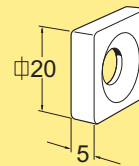


T-slot nut for XC
Steel, zinc-chromated

M5	XCAN 5*
M5, multipack (250 pcs)	5056129
M6	XCAN 6*
M6, multipack (250 pcs)	5056128
M8	XCAN 8*
M8, multipack (250 pcs)	5056127

*Note. Must be ordered in multiples of 10

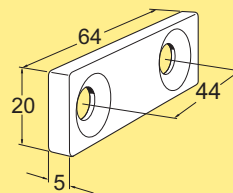
T-slot washer kit



T-slot washer kit
Steel, electro-zinc-plated **XCAQ 20 CA**

The kit contains 1 T-slot washer, 1 cap (for Ø 10 mm hole).
Note. Must be ordered in multiples of 10

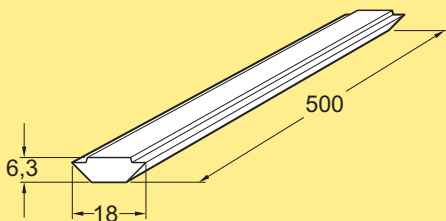
T-slot washer strip kit



T-slot washer strip kit
Length 64 mm
Steel, electro-zinc-plated **XCAQ 20x64 CA**

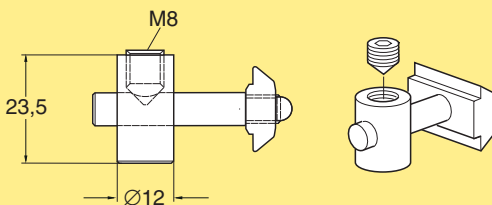
The kit contains 1 T-slot washer strip, 2 caps (for Ø 10 mm hole)

Nut profile for T-slot



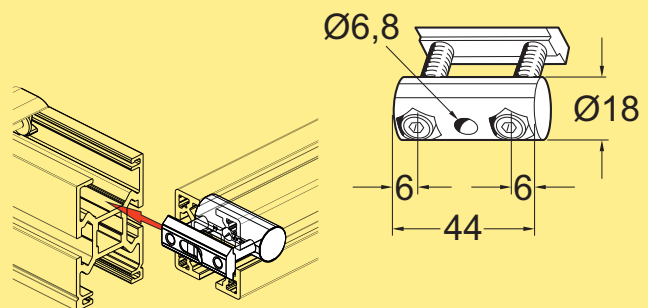
Nut profile for T-slot
Length 500 mm
Aluminium **XCAP 500**

T-slot connector



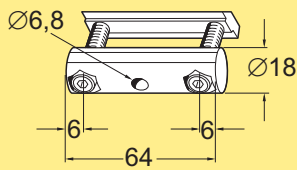
T-slot connector
Steel, electro-zinc-plated **XCEC 12**

Fastener yoke 44 mm



Fastener yoke assembly
Length 44 mm
Zinc, die-cast **XCAF 44**

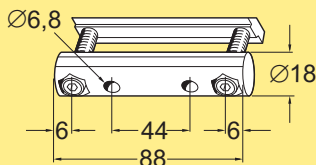
Fastener yoke 64 mm



Fastener yoke assembly
Length 64 mm
Zinc, die-cast

XCAF 64

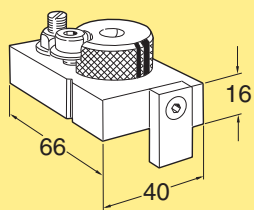
Fastener yoke 88 mm



Fastener yoke assembly
Length 88 mm
Zinc, die-cast

XCAF 88

Drill fixture for fastener yokes and T-slot washer



Drill fixture
Steel, black chromated

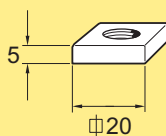
XCAD 10/18

Drill insert \varnothing 12,2 mm

18x16 12,2

The drill fixture is used for fastener yokes (\varnothing 18,25 mm) and for the T-slot washer (\varnothing 10 mm)

Square nut M6

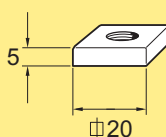


Square nut, M6 thread
Steel, electro-zinc-plated

XLAQ 6

Note. Must be ordered in multiples of 50

Square nut M8

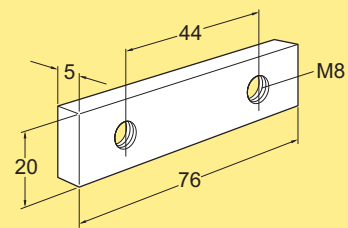


Square nut, M8 thread
Steel, electro-zinc-plated

XLAQ 8

Note. Must be ordered in multiples of 50

Connecting strip 76 mm



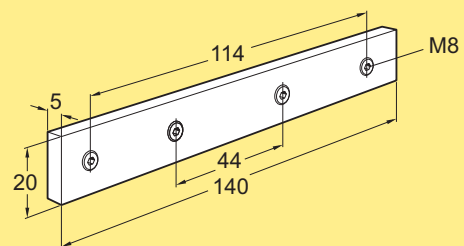
Connecting strip, M8 threads
Length 76 mm

Steel, electro-zinc-plated

XLCJ 5x76

Must be ordered in multiples of 10

Connecting strip 140 mm



Connecting strip
Length 140 mm

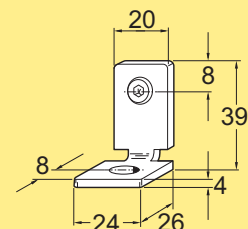
Steel, electro-zinc-plated

XLCJ 5x140

Must be ordered in multiples of 10

Including M8 set screws

Inner fitting 90°



Inner fitting 90°
Steel, electro-zinc-plated

XMRX 20 A*

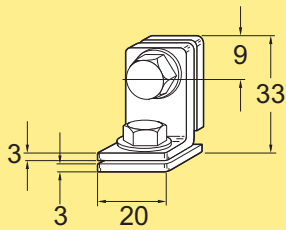
Mounting: M6S 8x14 (1), BRB 8,4x16 (1), XCAN 8 (1)

*Note. Must be ordered in multiples of 10

Including set screw

Connectors XC (continued)

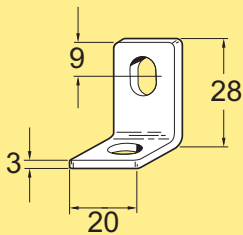
Inner fitting 90°, double



Inner fitting 90°, double
Steel, electro-zinc-plated **XMR Y 20**

*Note. Must be ordered in multiples of 10
Including screws*

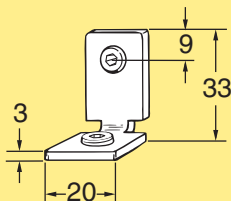
Inner fitting 90°



Inner fitting 90°
Steel, electro-zinc-plated **XMR Y 20 A***

*Mounting: M6S 8x14 (2), BRB 8,4x16 (2), XCAN 8 (2)
Note. Must be ordered in multiples of 10

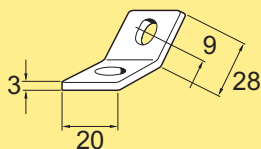
Inner fitting 90°



Inner fitting 90°
Steel, electro-zinc-plated **XMR Y 20 B**

*Note. Must be ordered in multiples of 10
Including set screws*

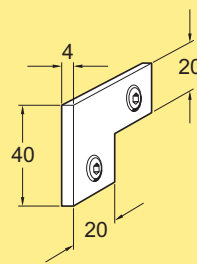
Inner fitting 45°



Inner fitting 45°
Steel, electro-zinc-plated **XMR Y 20x45 A***

*Mounting: M6S 8x14 (2), BRB 8,4x16 (2), XCAN 8 (2)
Note. Must be ordered in multiples of 10

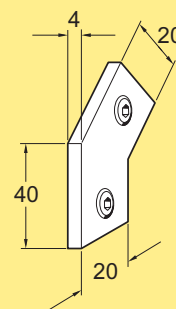
Corner fitting 90°



Corner fitting 90°
Steel, electro-zinc-plated **XMR W 20**

*Note. Must be ordered in multiples of 10
Including set screws*

Corner fitting 45°



Corner fitting 45°
Steel, electro-zinc-plated **XMR W 20x45**

*Note. Must be ordered in multiples of 10
Including set screws*

Foot 44x130

Foot for beam XCBM/XCBL ..x44
Aluminium, die-cast **XCFF 44x130**
Including fastener kit
Maximum bending moment 250 Nm

Foot 64x210

Foot for beam XCBM/XCBL ..x64
Aluminium, die-cast **XCFF 64x210**
Including fastener kit
Maximum bending moment 750 Nm

Foot plate for beam 88x88

Foot plate for beam XCBM/XCBL ..x88
Aluminium, anodized **XCFB 88 F**
Mounting: MF6S 8x30 (4) or MF6S 6x30 (4).
Maximum bending moment 200 Nm

Adjustable foot M8

Adjustable foot
Steel, electro-zinc-plated
M8 thread **XLFS 8**
Including nut. Maximum vertical load 400 N
Mounting: XCFE 44 M8

Foot 88x260

Foot for beam XCBM/XCBL ..x88
Aluminium, die-cast **XCFF 88x260**
Including fastener kit
Maximum bending moment 1500 Nm

Adjustable foot, polyamide, M8

Adjustable foot
PA + steel, electro-zinc-plated
M8 thread **XCFS 8x40x43**
Maximum vertical load 12000 N
Mounting: XCFE 44 M8

Foot plate for beam 44x44

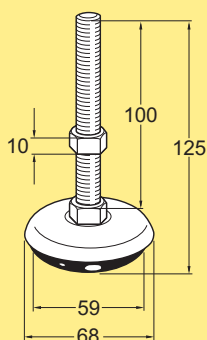
Foot plate for beam XCBM/XCBL ..x44
Aluminium, anodized **XCFB 44 F**
Mounting: MF6S 8x30 (1) or MF6S 6x30 (4).
Maximum bending moment 50 Nm

Polyamide foot, adjustable

Adjustable foot
Stainless steel
M16 thread **XCFS 16x60x65**
Including nut
Maximum vertical load 12000 N

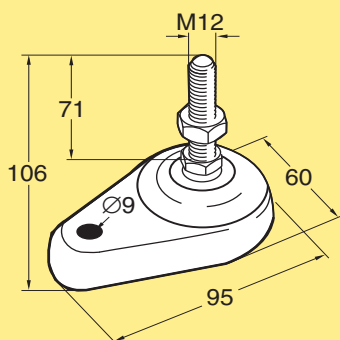
Feet XC (continued)

Adjustable foot M12



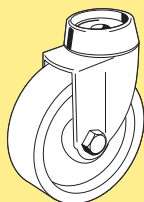
Adjustable foot
Steel, electro-zinc-plated
M12 thread **XCFS 12x68**
Including nut. Maximum vertical load 2500 N
Mounting: XCFE .. M12.

Adjustable foot, polyamide, M12



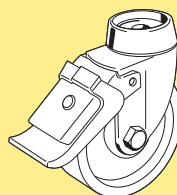
Adjustable foot
PA + steel, electro-zinc-plated
M12 thread **XCFS 12x60x71**
Including nut. Maximum vertical load 15000 N
Mounting: XCFE .. M12.

Guide roller



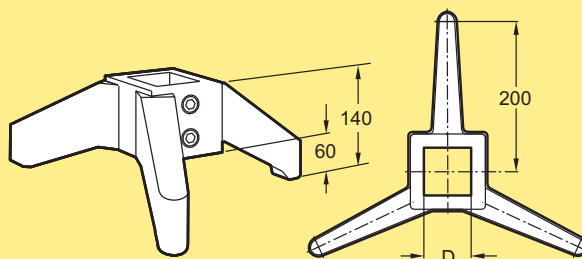
Guide roller
Steel, electro-zinc-plated **XCAG 80 A**
Mounting: XCAN 8 or XCFE .. M12
Maximum vertical load 600 N
Including fastener kit

Guide roller with multistop brake



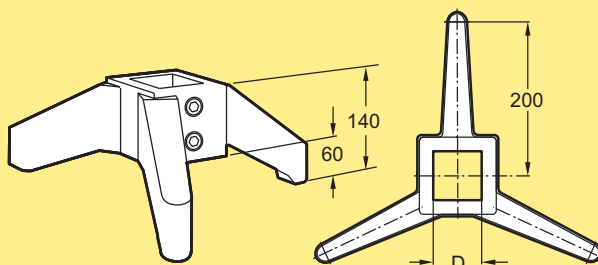
Guide roller with multistop brake
Steel, electro-zinc-plated **XCAG 80 BA**
Mounting: XCAN 8 or XCFE .. M12
Maximum vertical load 600 N
Including fastener kit

Three-point foot for XC beam



Three-point foot for XC.. 64 beam
D=64 mm
Polyamide, glass-fibre reinforced.
XEFG 64 T
Maximum vertical load 800 N
Including screws and clamps

Three-point foot for XEFU 500



Three-point foot for XEFU 500
D=70 mm
Polyamide, glass-fibre reinforced **XEFG 70 T**
Maximum vertical load 800 N
Including screws and clamps

Two-point foot for XC beam

Two-point foot for XC.. 64 beam
 D= 64 mm
 Polyamide, glass-fibre reinforced **XEFG 64 D**
*Maximum vertical load 800 N
 Including screws and clamps*

Adjustable foot for XEFG

Adjustable foot for XEFG 64/70 T/D
 Polyamide, glass-fibre reinforced **XLFS 20 P**
*With ball joint and M20 locking nut.
 Maximum vertical load 500 N*

Vibration absorber

Vibration absorber for XLFS 20 P
 Thermoplastic polyester **XLFJ 69**

Height adjustment assembly

Height adjustment assembly for XEFG 70 T
 Length 500 mm
 Aluminium, anodized **XEFU 500**
Square section tube. Including locking levers

End plate for beam 44x44 M8

End plate for beam XCBL ...x44
 M8 thread
 Zinc, die-cast **XCFE 44 M8**
Mounting: MC6S 6x30 (4)

End plate for beam 44x44, M12 thread

End plate for beam XCBL ...x44
 M12 thread
 Zinc, die-cast **XCFE 44 M12**
Mounting: MC6S 6x30 (4)

End plate for beam 44x64

End plate for beam XCBL/XCBM ...x44x64
 M12 thread
 Zinc, die-cast **XCFE 44x64 M12A**
Mounting: MC6S 6x30 (4)

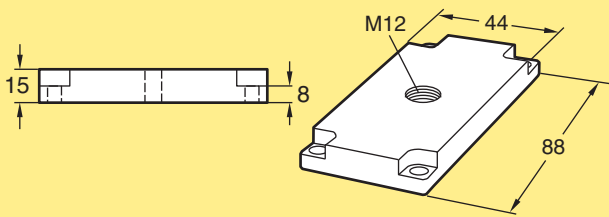
End plate for beam 64x64

End plate for beam XCBL/XCBM ...x64
 M12 thread
 Zinc, die-cast **XCFE 64 M12A**
Mounting: MC6S 6x30 (4)

CC
 X45
 XS
 X65
 X65P
 X85
 X85P
 XH
 XK
 XKP
 X180
 X300
 GR
 CS
 XT
 WL
 WK
XC
 XF
 XD
 ELV
 CTL
 FST
 TR
 APX
 IDX

Feet XC (continued)

End plate for beam 44×88

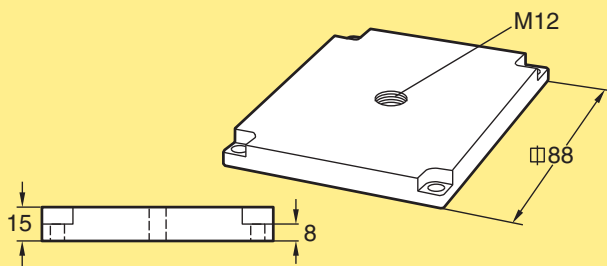


End plate for beam
XCBL/XCBM ...x44×88
M12 thread
Zinc, die-cast

XCFE 44×88 M12A

Mounting: MC6S 6×30 (4)

End plate for beam 88×88

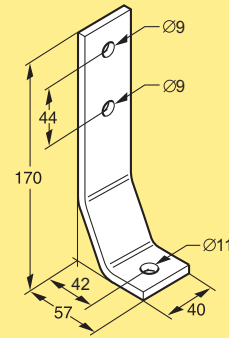


End plate for beam
XCBL/XCBM ...x88
M12 thread
Zinc, die-cast

XCFE 88 M12A

Mounting: MC6S 6×30 (4)

Floor attachment bracket



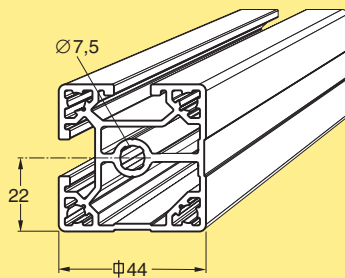
Floor attachment bracket
Stainless steel

XCFE 170 S

The bracket is delivered with the hardware necessary for attachment to the conveyor support. Fasteners for connection to the floor are not supplied with the brackets.

Enclosure components XC

Enclosure beam 44×44, two adjacent T-slots



Enclosure beam 44 mm × 44 mm
with two adjacent T-slots

Lightweight design
Aluminium, anodized
Length 3 m (3030 ±5 mm)
Length to order (30- 3000 mm)

XCBL 3×44 T2
XCBL L×44 T2

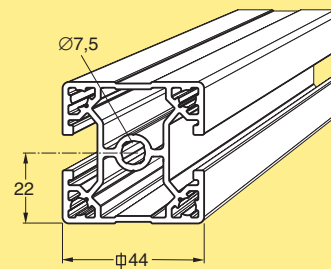
End cap, polyamide

XCBE 44*

Beam weight: 1,66 kg/m

*Note. Must be ordered in multiples of 10

Enclosure beam 44×44, two opposite T-slots



Enclosure beam 44 mm ×
44 mm with two opposite T-slots

Lightweight design
Aluminium, anodized
Length 3 m (3030 ±5 mm)
Length to order (30- 3000 mm)

XCBL 3×44 T2A
XCBL L×44 T2A

End cap, polyamide

XCBE 44*

Beam weight: 1,61 kg/m

*Note. Must be ordered in multiples of 10

Enclosure beam 44x44, three T-slots

Enclosure beam 44 mm x 44 mm with three T-slots
 Lightweight design
 Aluminium, anodized
 Length 3 m (3030 ±5 mm) **XCBL 3x44 T3**
 Length to order (30- 3000 mm) **XCBL Lx44 T3**

End cap, polyamide **XCBE 44***

Beam weight: 1,76 kg/m
 *Note. Must be ordered in multiples of 10

End plate for corner beam XCBR ..x49

End plate
 Zinc, die-cast **XCFE 49 R M16**

Mounting to beam end: MC6S 6x30 (2)

Corner beam

Enclosure beam 44 mm x 44 mm
 Corner profile
 Aluminium, anodized
 Length 3 m (3030 ±5 mm) **XCBR 3x44**
 Length to order (30- 3000 mm) **XCBR Lx44**

End cap, polyamide **XCBE 44 R***

Beam weight: 1,91 kg/m
 *Note. Must be ordered in multiples of 10

Corner beam

Enclosure beam 88 mm x 88 mm
 Corner profile
 Aluminium, anodized
 Length 3 m (3030 ±5 mm) **XCBR 3x88**
 Length to order (30- 3000 mm) **XCBR Lx88**

Beam weight: 3,6 kg/m

Corner beam

Enclosure beam 49 mm x 49 mm
 Corner profile with slot for 2 mm panel
 Aluminium, anodized
 Length 3 m (3030 ±5 mm) **XCBR 3x49**
 Length to order (30- 3000 mm) **XCBR Lx49**

End cap, polyamide **XCBE 49 R***

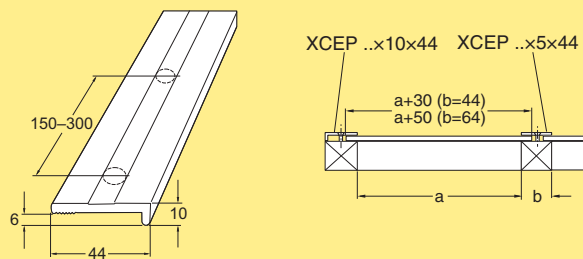
Beam weight: 1,77 kg/m
 *Note. Must be ordered in multiples of 10
 Matching enclosure profile: XCEP ..x6x44 (see below).

Enclosure profile

Profile for 2 mm enclosure panels
 Aluminium, anodized
 Length 3 m (3030 ±5 mm) **XCEP 3x6x44**
 Length to order (30- 3000 mm) **XCEP Lx6x44**

Mounting: MF6S 6x14, XCAN 6.
 Holes (Ø6,5 mm) must be drilled in the profile.

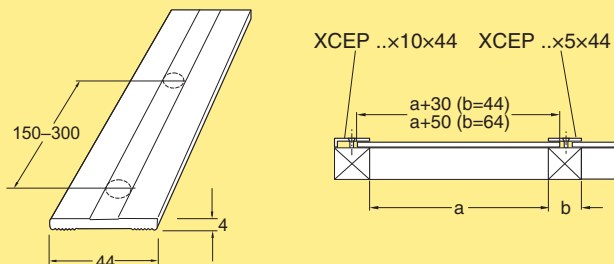
Enclosure profile, edge



Profile for enclosures
 Aluminium, anodized **XCEP 3x10x44**
 Edge profile, Length 3 m
 (3030 ±5 mm)
 Edge profile, Length to order **XCEP Lx10x44**
 (30- 3000 mm)

*Mounting: MF6S 6x16 (for 6 mm panels) XCAN 6.
 Holes (Ø6,5 mm) must be drilled in the profile.
 For mounting panels and nets to all standard profiles
 with a minimum width of 44 mm.*

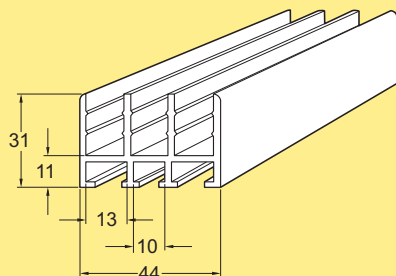
Enclosure profile, inner



Profile for enclosures
 Aluminium, anodized **XCEP 3x5x44**
 Inner profile, Length 3 m
 (3030 ±5 mm)
 Inner profile, Length to order **XCEP Lx5x44**
 (30- 3000 mm)

*Mounting: MF6S 6x16 (for 6 mm panels) XCAN 6.
 Holes (Ø6,5 mm) must be drilled in the profile.
 For mounting panels and nets to all standard profiles
 with a minimum width of 44 mm.*

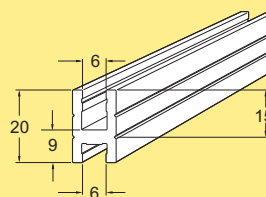
Profile for sliding door



Profile for sliding door
 Aluminium, anodized
 Length 3 m (3030 ±5 mm) **XLFL 3**
 Length to order (30- 3000 mm) **XLFL L**

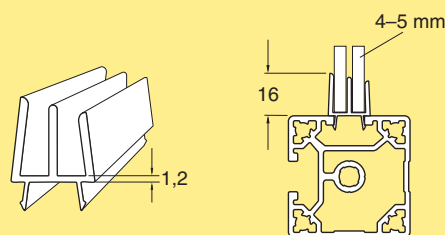
*Mounting: MLC6S 6x12, XCAN 6 (profile), or
 MC6S 6x14, BRB 6,4x12 and M6M 6 (angle bracket)*

Slide strip for sliding doors



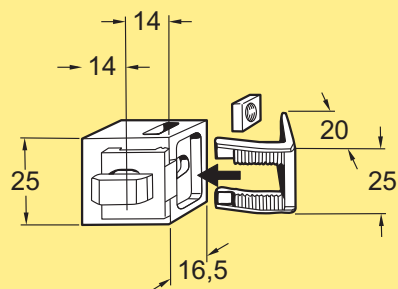
Slide strip for sliding doors
 Length 3 m
 Polyvinyl chloride **XLFR 3**

Sliding door profile



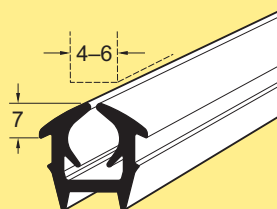
Sliding door profile
 Length 3 m
 Polyvinyl chloride, grey **XCET 3 D**

Multiblock



Multiblock, assembly
 Polyamide **XCAM 14**
 Including polyamide clamp and M6 square nut

Rubber strip for panels



Rubber strip for panels
 Length 25 m
 EPDM rubber, black **XCET 25**

Rim strip

Rim strip
Length 3 m
Polyvinyl chloride, grey

XCET 3 A

Net strip

Net strip
Polyvinyl chloride, grey
Length 3 m

XCET 3 C

Hinge

Hinge
Polyamide

XCAH 50

Including rotatable guide lugs
Mounting: MLC6S 6x12 (2), XCAN 6 (2)

Hinge kit

Hinge kit
Aluminium, anodized

XCAH 110 A

Including the necessary mounting hardware

Handle assembly XC/XF, polyamide

Handle assembly
Polyamide

XDEH 160

Mounting: MC6S 5x20 (2), XCAN 5 (2)
Including adapter plate for XC

Ball latch lock kit XC-XC

Ball latch lock kit
Aluminium, anodized

XCEL 60 B

Including ball latch and the necessary mounting hardware

Ball latch lock kit XC-XC

Ball latch lock kit
Aluminium, anodized

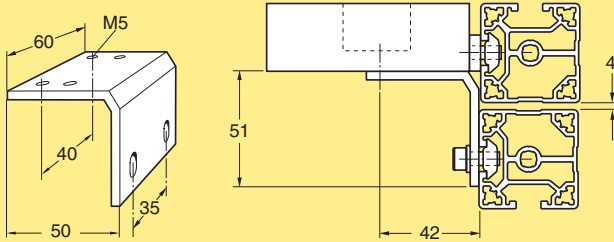
XCEL 60 BA

Including ball latch and the necessary mounting hardware

CC
X45
XS
X65
X65P
X85
X85P
XH
XK
XKP
X180
X300
GR
CS
XT
WL
WK
XC
XF
XD
ELV
CTL
FST
TR
APX
IDX

Enclosure components XC (continued)

Safety switch bracket kit XC-XC

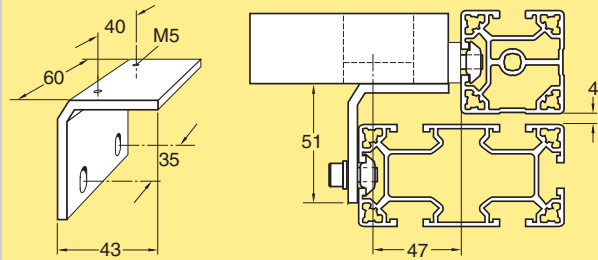


Safety switch bracket kit
Aluminium, anodized

XFEL 60 WA

Including the necessary mounting hardware. For safety switches Schmersal AZ 15/16-B1 and Guardmaster Trojan 5. Safety switch is not included

Safety switch bracket kit XC-XC



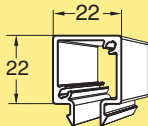
Safety switch bracket kit
Aluminium, anodized

XCEL 60 WA

Including the necessary mounting hardware. For safety switches Schmersal AZ 15/16-B1 and Guardmaster Trojan 5. Safety switch is not included

Enclosure components XC – conduit elements

Cable duct 22x22 mm



Cable duct, 22 mm x 22 mm
Aluminium, anodized

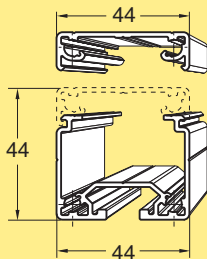
Length 3 m (3030 ±5 mm)

Length to order (30- 3000 mm)

XCCD 3x22

XCCD Lx22

Cable duct 44x44 mm



Cover for cable duct, 44 mm
Aluminium, anodized

Length 3 m (3030 ±5 mm)

Length to order (30- 3000 mm)

XCCC 3x44

XCCC Lx44

Cable duct, 44 mm x 44 mm
Aluminium, anodized

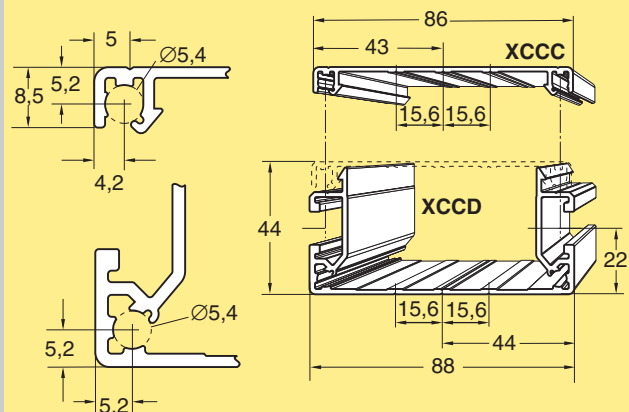
Length 3 m (3030 ±5 mm)

Length to order (30- 3000 mm)

XCCD 3x44

XCCD Lx44

Cable duct 44x88 mm



Cover for cable duct, 88 mm

Aluminium, anodized

Length 3 m (3030 ±5 mm)

Length to order (30- 3000 mm)

XCCC 3x88

XCCC Lx88

Cable duct, 44 mm x 88 mm

Aluminium, anodized

Length 3 m (3030 ±5 mm)

Length to order (30- 3000 mm)

XCCD 3x44x88

XCCD Lx44x88

Cable duct 88×88 mm

Cover for cable duct, 88 mm
Aluminium, anodized
Length 3 m (3030 ±5 mm) **XCCC 3×88**
Length to order (30- 3000 mm) **XCCC L×88**

Cable duct, 88 mm × 88 mm
Aluminium, anodized
Length 3 m (3030 ±5 mm) **XCCD 3×88**
Length to order (30- 3000 mm) **XCCD L×88**

Cable duct with divider 88×88 mm

Cover for cable duct, 88 mm
Aluminium, anodized
Length 3 m (3030 ±5 mm) **XCCC 3×88**
Length to order (30- 3000 mm) **XCCC L×88**

Cable duct with divider,
88 mm × 88 mm
Aluminium, anodized
Length 3 m (3030 ±5 mm) **XCCD 3×88 D**
Length to order (30- 3000 mm) **XCCD L×88 D**

Cable duct 88×88 mm, L-connection 45° and 90°

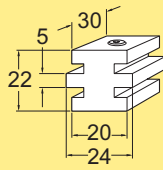
Cable duct, 88 mm L-connection 45°
Cable duct, 88 mm L-connection 90°
Aluminium, anodized
Used with Cable duct 88×88 mm XCCD 3x88 and XCCD 3x88 D

5116127
5116125

Note! Incl. 2 pcs of Adapter 5116441

CC
X45
XS
X65
X65P
X85
X85P
XH
XK
XKP
X180
X300
GR
CS
XT
WL
WK
XC
XF
XD
ELV
CTL
FST
TR
APX
IDX

Sliding element for T-slot

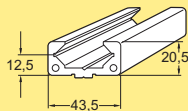


Sliding element for T-slot
Ultra-high molecular weight
polyethylene

XCLB 20×30

Including set screw

Guide profile



Guide profile

Aluminium, anodized

Length 3 m (3030 ±5 mm)

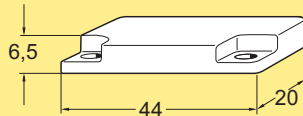
XCLP 3×44

Length to order (30- 3000 mm)

XCLP L×44

Mounting: MF6S 6×12, XCAN 6

End cap for guide profile



End cap for guide profile

XCLP ..×44

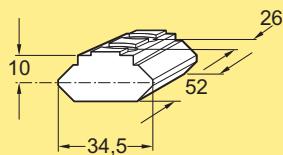
Polyamide

XCBE 20×44*

Mounting: MLC6S 5×10 (2)

**Note. Must be ordered in multiples of 10*

Sliding element for guide profile, polyethylene



Sliding element assembly for
guide profile XCLP ..×44

Ultra-high molecular weight
polyethylene

XCLE 34×52

Adjustable sliding element for guide profile

Sliding element assembly for guide profile XCLP ..x44
Die-cast aluminium with ultra-high molecular weight polyethylene slide inserts.

XCLE 34x80 A

Can also be mounted with a suitable M6 screw from the outside and an M6M 6 nut

Shaft support profile

Shaft support profile
Aluminium, anodized
Length 3 m (3030 ± 5 mm) **XCLS 10x3**
Length to order (30- 3000 mm) **XCLS 10xL**

Mounting: MLC6S 5x10, XCAN 5
Predrilled every 200 mm
For use with steel shaft XCLJ 10x3

Wheel, diameter 48 mm

Wheel, diameter 48 mm
Polyamide

XCAW 48

Mounting: M6S 8x30 (1), BRB 8,4x16 (1), XCAN 8 (1)
Including bearing and spacer sleeve

Saddle for linear beam

Saddle for linear beam
Aluminium, anodized
L = 250 mm **XCLZ 250x132**
L = 300 mm **XCLZ 300x220**

Including end caps with springs, felt pads, lubrication oil and assembly instructions

Guide wheel, diameter 48 mm

Guide wheel, diameter 48 mm
Polyamide

XCAW 48 G

Mounting: M6S 8x30 (1), BRB 8,4x16 (1), XCAN 8 (1)
Including bearing and spacer sleeve

Wheel yoke

Wheel yoke
Zinc, die-cast

XCAy 44

Mounting: MC6S 8x14 (1) and XCAN 8 (1) (beam side)
or MC6S 8x30 (1) (beam end)
Including guide lugs

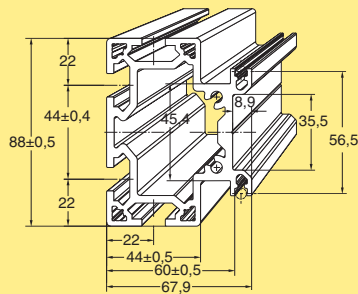
Linear beam adapter

Linear beam adapter
Aluminium, anodized
Length 3 m (3030 ± 5 mm) **XCLY 3x88x15**
Length to order (30- 3000 mm) **XCLY Lx88x15**

For use with 64 or 88 mm XC beam and steel shaft XCLJ 10x3

Components for linear motion XC (continued)

Linear beam 68×88 mm

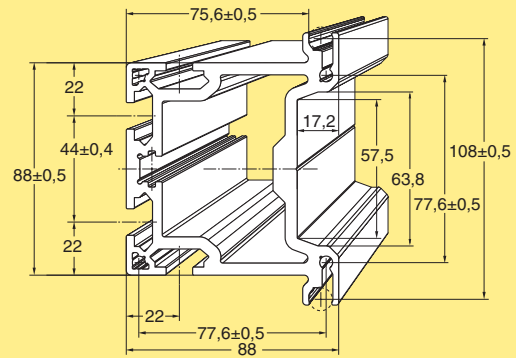


Linear beam 68 mm × 88 mm
Aluminium, anodized
Length 3 m (3030 ±5 mm)
Length to order (30- 3000 mm)

XCLY 3×88×68
XCLY L×88×68

End cap: Use XCBE 44×88 (2), XCBE 15×44 (2)
For use with steel shaft XDLJ 6×3

Linear beam 88×88 mm

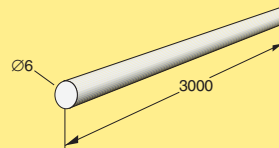


Linear beam 88 mm × 88 mm
Aluminium, anodized
Length 3 m (3030 ±5 mm)
Length to order (30- 3000 mm)

XCLY 3×88
XCLY L×88

End cap: Use XCBE 88 (2)
For use with steel shaft XCLJ 10×3

Steel shaft 6 mm for linear beam

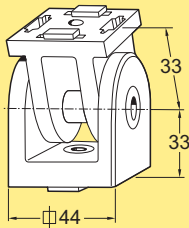


Steel shaft for linear beams
Diameter 6 mm
Length 3 m

XDLJ 6×3

Components for rotating motion XC

Joint

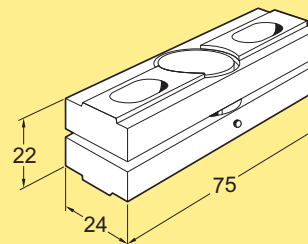


Joint
Zinc, die-cast

XCFJ 44

Mounting: MLC6S 8×14 (2), XCAN 8 (2) (beam side) or
MLC6S 8×30 (2) (beam end)
Including reversible guide lugs

Joint, extruded



Extruded joint for two profiles, T-slot
to T-slot

Aluminium, anodized

XCFJ 75 E

Mounting: MLC6S 8×14 (4), XCAN 8 (4)