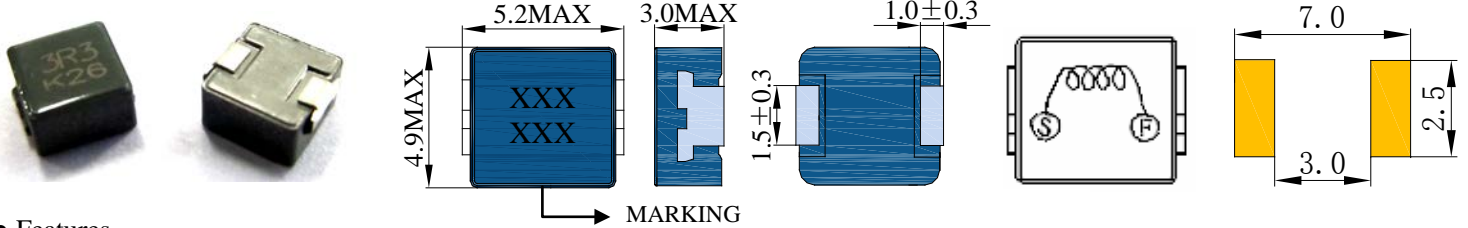


SMD POWER INDUCTORS



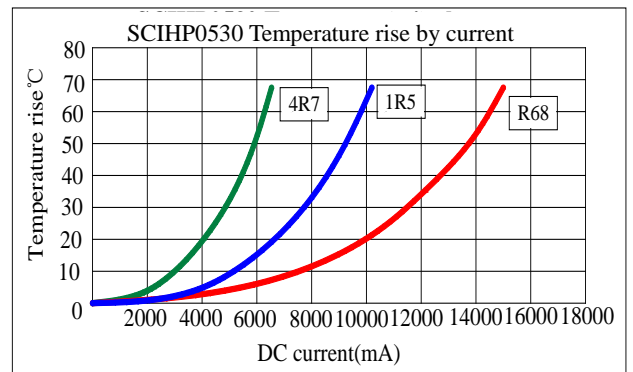
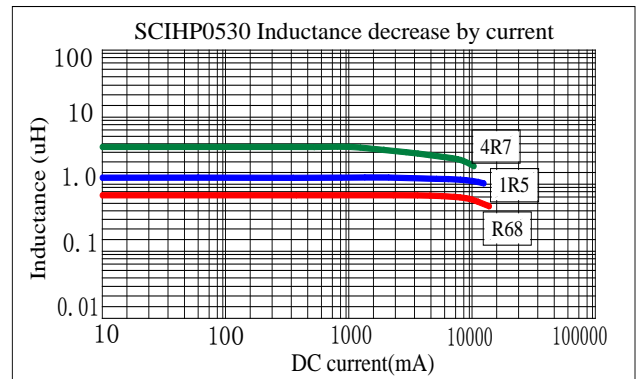
• Features

1. Lowest DCR/uH in this small package size.
2. Frequency range up to 3.0MHZ.
3. -55°C to +125°C operating temperature (*).
4. Handles high transient current spikes without saturation.
5. Composite construction providing extremely low buzz noise.



ELECTRICAL CHARACTERISTICS

Part Number	Inductance (uH) ⁽¹⁾	Test Frequency	DC Resistance (mΩ MAX) ⁽²⁾	Saturation Current (A) ⁽³⁾	Temperature Current (A) ⁽⁴⁾
SCIHP0530-R68	0.68	200KHz	12.0	14.0	8.5
SCIHP0530-1R0	1.00	200KHz	14.0	11.0	7.0
SCIHP0530-1R5	1.50	200KHz	25.0	10.0	6.0
SCIHP0530-2R2	2.20	200KHz	35.0	9.0	5.5
SCIHP0530-3R3	3.30	200KHz	38.0	7.0	5.0
SCIHP0530-4R7	4.70	200KHz	60.0	5.0	3.0



- (1). Inductance tolerance $\pm 20\%$ tested at 0.25V, 0ADC and 25°C
- (2). DCR measured at 25°C.
- (3). The DC current at which the inductance decreases by 20% from its initial value.
- (4). The DC current that results in a 40°C temperature rise from 25°C ambient
- (*) Part temperature (ambient + temp rise) should not exceed 125°C under worst case operating conditions. Circuit design, component placement, PCB trace size and thickness, airflow and other cooling provisions may affect the temperature of the part. Part temperature should be verified in the end application.

[Click here for QUANTITY PER REEL & PACKING INFORMATION](#)

Custom versions available upon request.

© 2019 Signal Transformer – Specification subject to change without notice. 12.19



belfuse.com/signal

128 Atlantic Avenue, Lynbrook, NY 11563
 Toll Free 866-239-5777 • Tel 516-239-5777 • Fax 516-239-7208
Sales@signaltransformer.com • techhelp@signaltransformer.com

Mouser Electronics

Authorized Distributor

Click to View Pricing, Inventory, Delivery & Lifecycle Information:

Bel:

[SCIHP0530-3R3](#) [SCIHP0530-1R0](#) [SCIHP0530-4R7](#) [SCIHP0530-1R5](#) [SCIHP0530-R68](#) [SCIHP0530-2R2](#)