

NOTES:

1. MATERIALS AND FINISHES:
 BODY, BRAID CLAMP, WASHERS,
 RETAINING RING, SHELL & HEX NUT - BRASS, NICKEL PLATING
 CONTACT - BRASS, SILVER PLATING
 INSULATOR & BUSHING - PTFE
 GASKETS - SILICONE RUBBER
 SPRING - BeCu, NICKEL PLATING

5. CABLE ASSEMBLY INSTRUCTIONS:
 A. STRIP CABLE AS SHOWN.
 B. SLIDE CLAMP NUT, WASHER, GASKET & BRAID CLAMP OVER CABLE SHEATH.
 C. COMB OUT THE BRAID AND FOLD OUT, TRIM EXCESS BRAID.
 D. SOLDER CABLE CENTER CONDUCTOR TO CENTER CONTACT.
 E. SLIDE SUB-ASSEMBLY TO THE REAR SIDE OF THE BODY AND TIGHTEN WITH PROPER SPANNER. MAKE ENSURE INTERFACE DIMENSIONS TO MEET.

2. ELECTRICAL:
 A. IMPEDANCE: 50 OHM
 B. FREQUENCY RANGE: DC - 4 GHz
 C. DIELECTRIC WITHSTANDING VOLTAGE: 1500 VRMS, MIN.

3. MECHANICAL:
 A. DURABILITY: 500 CYCLES MIN.
 B. TEMPERATURE RANGE: -65° C TO +165° C

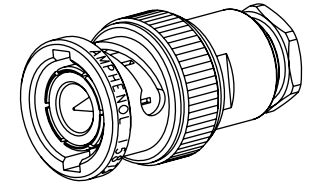
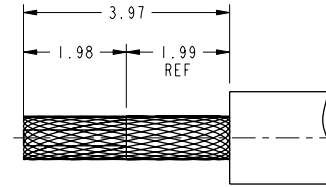
4. PACKAGING:
 A. QUANTITY: SINGLE PACK
 B. MARKING: BAG TO BE MARKED
 "AMPHENOL RF, 15875, AND DATE CODE"

6 SHOWS CABLE ENTRY DIMENSIONS.

THIRD ANGLE PROJ.

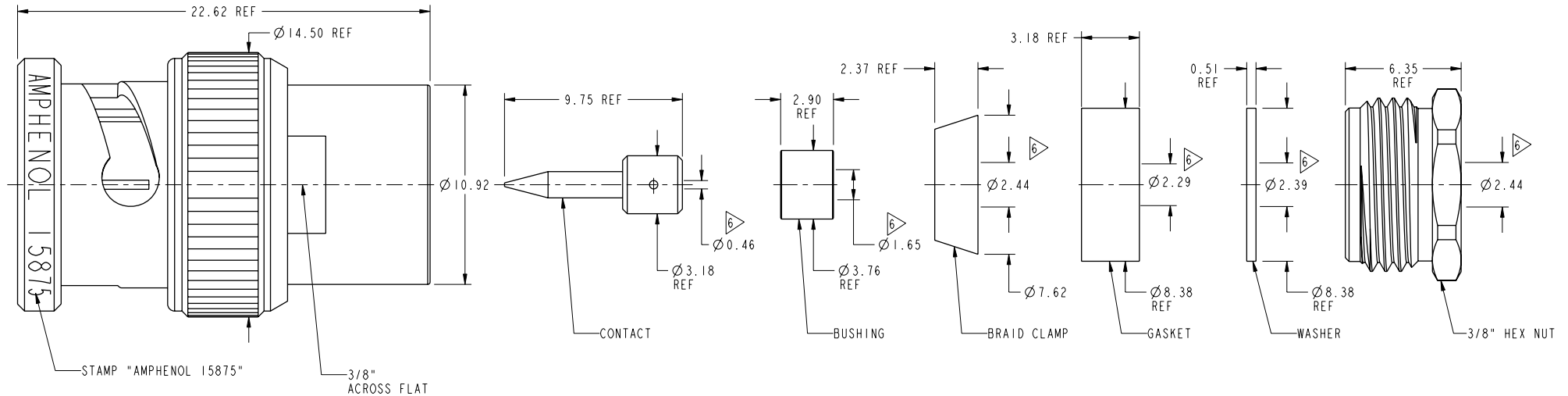
REVISIONS

REV	DESCRIPTION	DATE	ECO	APPR
A2	SEE SHEET 1	29-Oct-02	--	
T	SEE SHEET 1	23-Dec-09	47888	SH
U	REDRAWN IN PRO-E	25-Apr-14	49780	SH
V	BODY CHANGED/RD-DMI4042501M3	13-May-14	49999	SH



SCALE 2.000

RECOMMENDED CABLE STRIPPING DIMENSIONS



CUSTOMER OUTLINE DRAWING

ALL OTHER SHEETS ARE FOR INTERNAL USE ONLY

UNLESS OTHERWISE SPECIFIED, DIMENSIONS ARE IN METRIC AND TOLERANCES ARE:
 <0.5mm ±0.05mm 0.5 - 6mm ±0.1mm 6 - 30mm ±0.2mm 30 - 120mm ±0.3mm ANGLES ±1°

NOTICE - These drawings, specifications, or other data (1) are, and remain the property of Amphenol corp. (2) must be returned upon request; and (3) are confidential and not to be disclosed to any person other than those to whom they are given by Amphenol Corp. the furnishing of these drawings, specifications, or other data by Amphenol Corp., or to any other person to anyone for any purpose is not to be regarded by implication or otherwise in any manner licensing, granting rights to permitting such holder or any other person to manufacture, use or sell any product, process or design, patented or otherwise, that may in any way be related to or disclosed by said drawings, specifications, or other data.

MATERIAL	SEE NOTES	DRAWN	M. DONG	DATE	13-May-14	TITLE	BNC CLAMP PLUG FOR 0.070-0.090 RG-161/U, 178/U CABLE	DRAWING NO. 15875
REFERENCE	EAR #	ENGINEER	C. WANG	DATE	23-Dec-09			
CONFIGURATION LEVEL:	□□□□	APPROVED	S. HSIEH	DATE	13-May-14	SCALE: 4.5:1.0	SHEET 2 OF 2	ITEM NO. 15875
FINISH		CAD FILE				DWG SIZE	REV	PART NO. 15875
						B	V	

Amphenol RF

www.amphenolrf.com

Mouser Electronics

Authorized Distributor

Click to View Pricing, Inventory, Delivery & Lifecycle Information:

[Amphenol:](#)

[000-15875](#)