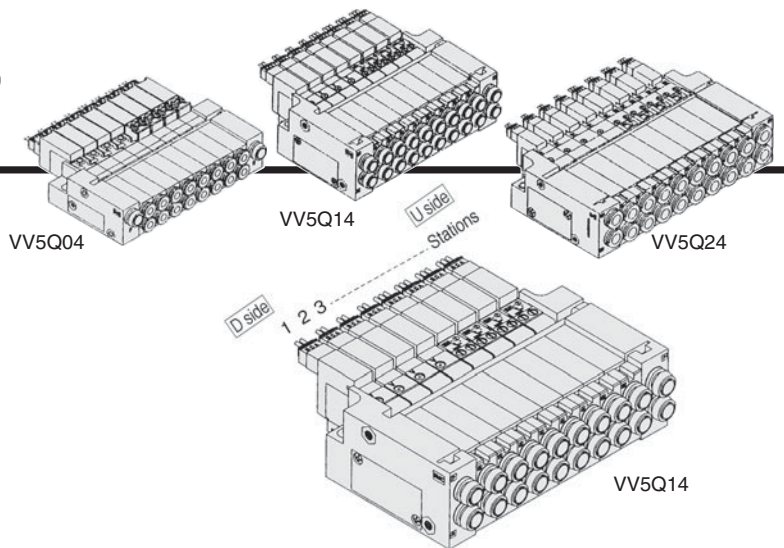


C VQ0000/1000/2000 Kit (Connector)

- Standard with lead wires connected to each valve individually.
- Max. 16 stations.

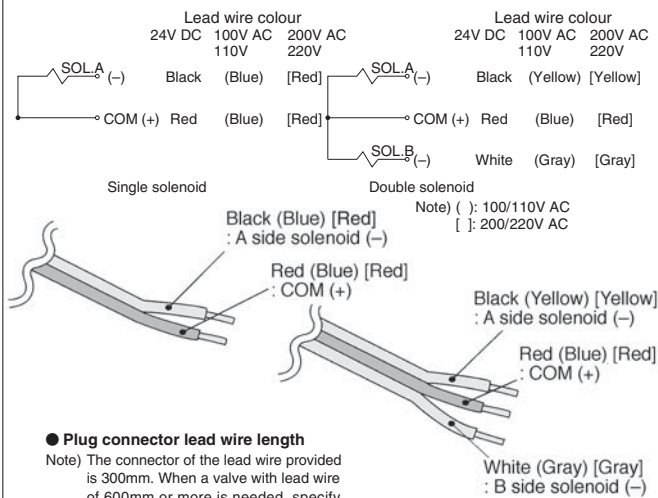


Manifold Specifications

Series	Porting specifications			Applicable stations
	Port location	P, R	A, B	
VQ0000	Side	C6	C3, C4, M5	Max. 16
VQ1000	Side	C6	C3, C4, C6, M5	Max. 16
VQ2000	Side	C8	C4, C6, C8	Max. 16

Wiring Specifications/Positive COM ●

- The lead wires are connected to the valve as shown below. Connect each to the power supply side.



● Plug connector lead wire length

Note) The connector of the lead wire provided is 300mm. When a valve with lead wire of 600mm or more is needed, specify both the valve without connector and the longer connector ass'y no.

Example) Lead wire length 1000mm
VQ1140-5LO-C6 3 pcs.
AXT661-14A-10 3 pcs.

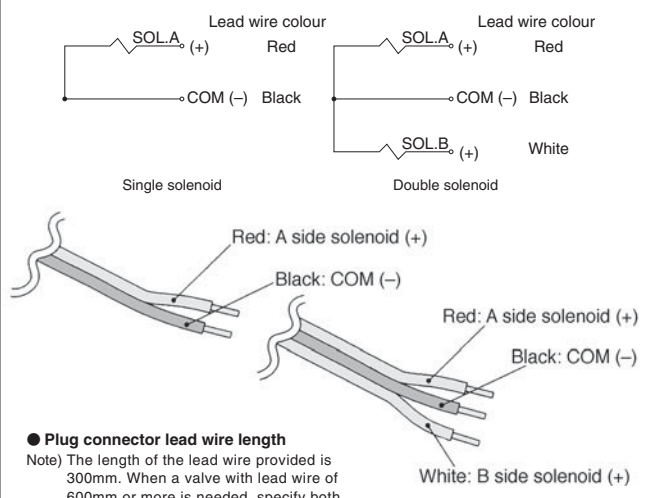
Connector ass'y No. (DC)

Lead wire length	Single/3 position No.	Double No.
Socket only (3 pcs.)	AXT661-12A	
300mm	AXT661-14A	AXT661-13A
600mm	AXT661-14A-6	AXT661-13A-6
1000mm	AXT661-14A-10	AXT661-13A-10
2000mm	AXT661-14A-20	AXT661-13A-20
3000mm	AXT661-14A-30	AXT661-13A-30

Note) 100/110V AC for single: AXT661-31A-*; for double: AXT661-32A-*
200/220V AC for single: AXT661-34A-*; for double: AXT661-35A-*
* are in accordance with the above table

Wiring Specifications/Negative COM (Option) ●

- The lead wires are connected to the valve as shown below. Connect each to the power supply side.



● Plug connector lead wire length

Note) The length of the lead wire provided is 300mm. When a valve with lead wire of 600mm or more is needed, specify both the valve without connector and the longer connector ass'y no.

Example) Lead wire length 1000mm
VQ1140N-5LO-C6 3 pcs.
AXT661-14AN-10 3 pcs.

Connector ass'y No.

Lead wire length	Single/3 position No.	Double No.
Socket only (3 pcs.)	AXT661-12A	
300mm	AXT661-14AN	AXT661-13AN
600mm	AXT661-14AN-6	AXT661-13AN-6
1000mm	AXT661-14AN-10	AXT661-13AN-10
2000mm	AXT661-14AN-20	AXT661-13AN-20
3000mm	AXT661-14AN-30	AXT661-13AN-30

Note) Use negative COM valves for negative COM specification manifolds.

How to Order Manifold

VV5Q 1 4-08 C -N-Q

Series ●

0	VQ0000
1	VQ1000
2	VQ2000

Manifold ●

4	Plug lead unit/Flip
---	---------------------

Stations ●

01	1 station
⋮	⋮
16	16 stations

Option ●

-	None
D	DIN rail mounting
N	With name plate
S	Built-in silencer (Direct exhaust)

Note 1) When specifying more than one option, please list alphabetically.
Example) -DNS