

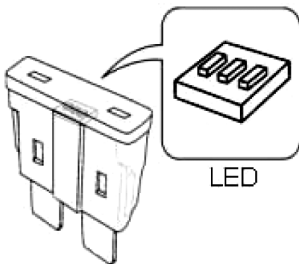
# Blade Fuse - Illuminated ATO



## Features

- The photo fuse is designed for the automobile and electrical industry
- It has become the original equipment circuit protection standard for automobiles, trucks and low power system
- The newer blade type is designed to include an indicating LED, which will be lighted as soon as fuse blew
- Easy to find blown fuses in any location, quick to identify and fast to replace to save your precious time and man-power
- Long life 1,000 hours at least for LED life time
- Safety (prevent resin melting) low temperature
- Lower current under 5mA
- Colour coding : fuses are colour coded for easy ampere identification
- Materials : resin with zinc alloy termination

## Construction



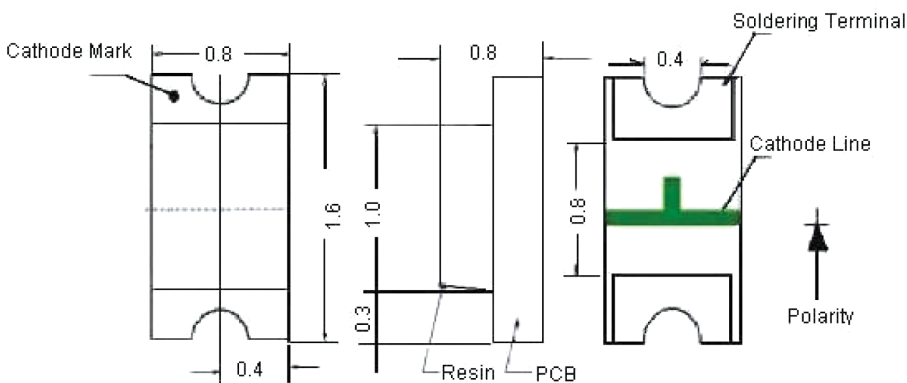
## Characteristics of Zinc Alloy

Termination : Zinc Alloy

## Characteristics of LED

Voltage Rating : 12V DC, 24V DC and 32V DC

Life Time : Around 1,000 hours at 60 celsius. The resin won't be melted under 130 celsius



Dimensions : Millimetres

# Blade Fuse - Illuminated ATO

## Characteristics of Fuse

### Electrical Characteristics

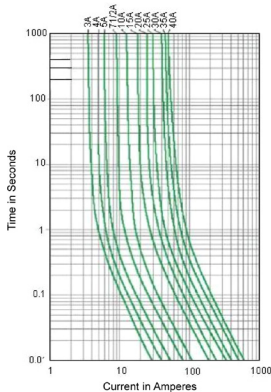
Ampere Rating (%)	Current Rating (A)	Operating Time	
		Min.	Max.
110	3 to 40	100 Hours	-
135		0.75 Seconds	1,800 Seconds
200		0.15 Seconds	5 Seconds
350		0.08 Seconds	0.25 Seconds
600		-	0.15 Seconds

### Colour Coding

Body Colour Code	Ampere Rating (A)	Voltage Rating (V DC)	Normal Cold Resistance ( $\Omega$ )
Violet	3	32	0.031
Pink	4		0.023
Tan	5		0.018
Brown	7.5		0.011
Red	10		0.0077
Blue	15		0.0048
Yellow	20		0.0033
Natural	25		0.0025
Green	30		0.0018
Blue Green	35		0.0016
Amber	40		0.0014

**Remarks:** Measuring fuse zinc alloy resistance by MO-2002 series digital/milliohm meter.

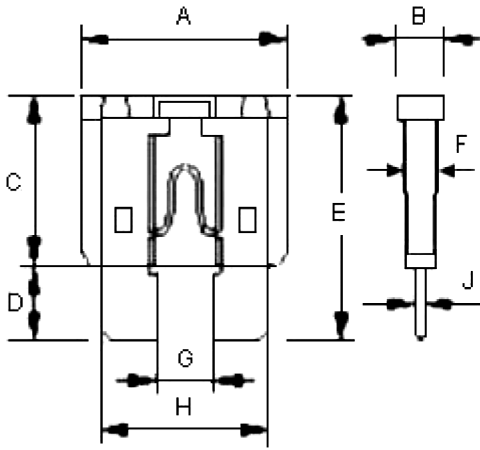
### Average Time Current Curve



# Blade Fuse - Illuminated ATO

**multicomp** PRO

## Diagram



A	18.87 to 19.3
B	4.99 to 5.25
C	12.54 (Max.)
D	6.17 to 6.67
E	18.41 to 19.05
F	3.59 to 3.8
G	3.9 to 4.13
H	14.35 to 14.61
J	0.61 to 0.69

Dimensions : Millimetres

## Characteristics of Resin

Body : Plastic (130°C)

## Part Number Table

Description	Part Number
Fuse, Automotive, ATO, 5A	MCATP-L-E 5A
Fuse, Automotive, ATO, 7.5	MCATP-L-E 7.5A
Fuse, Automotive, ATO, 10A	MCATP-L-E 10A
Fuse, Automotive, ATO, 15A	MCATP-L-E 15A
Fuse, Automotive, ATO, 20A	MCATP-L-E 20A
Fuse, Automotive, ATO, 25A	MCATP-L-E 25A
Fuse, Automotive, ATO, 30A	MCATP-L-E 30A

**Important Notice** : This data sheet and its contents (the "Information") belong to the members of the AVNET group of companies (the "Group") or are licensed to it. No licence is granted for the use of it other than for information purposes in connection with the products to which it relates. No licence of any intellectual property rights is granted. The Information is subject to change without notice and replaces all data sheets previously supplied. The Information supplied is believed to be accurate but the Group assumes no responsibility for its accuracy or completeness, any error in or omission from it or for any use made of it. Users of this data sheet should check for themselves the Information and the suitability of the products for their purpose and not make any assumptions based on information included or omitted. Liability for loss or damage resulting from any reliance on the Information or use of it (including liability resulting from negligence or where the Group was aware of the possibility of such loss or damage arising) is excluded. This will not operate to limit or restrict the Group's liability for death or personal injury resulting from its negligence. Multicomp Pro is the registered trademark of Premier Farnell Limited 2019.

Newark.com/multicomp-pro  
Farnell.com/multicomp-pro  
Element14.com/multicomp-pro

**multicomp** PRO