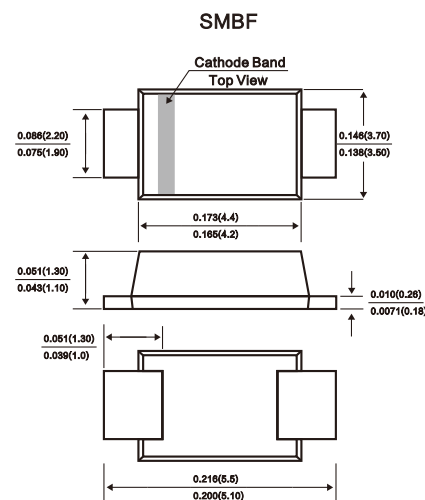


FEATURES

- Metal silicon junction, majority carrier conduction
- For surface mounted applications
- Low power loss, high efficiency
- High forward surge current capability
- For use in low voltage, high frequency inverters, free wheeling, and polarity protection applications

MECHANICAL DATA

- Case: SMBF
- Terminals: Solderable per MIL-STD-750, Method 2026
- Approx. Weight: 57mg / 0.002oz



Dimensions in inches and (millimeters)

Absolute Maximum Ratings and Electrical characteristics

Ratings at 25 °C ambient temperature unless otherwise specified. Single phase, half wave, 60Hz resistive or inductive load, for capacitive load, derate by 20 %

Parameter	Symbols	SS22BF	SS24BF	SS26BF	SS28BF	SS210BF	SS212BF	SS215BF	SS220BF	Units
Maximum Repetitive Peak Reverse Voltage	V_{RRM}	20	40	60	80	100	120	150	200	V
Maximum RMS voltage	V_{RMS}	14	28	42	56	70	84	105	140	V
Maximum DC Blocking Voltage	V_{DC}	20	40	60	80	100	120	150	200	V
Maximum Average Forward Rectified Current	$I_{F(AV)}$	2.0								A
Peak Forward Surge Current, 8.3ms Single Half Sine-wave Superimposed on Rated Load (JEDEC method)	I_{FSM}	55				45				A
Max Instantaneous Forward Voltage at 2 A	V_F	0.55		0.70		0.85		0.95		V
Maximum DC Reverse Current $T_a = 25^{\circ}C$ at Rated DC Reverse Voltage $T_a = 100^{\circ}C$	I_R	0.5 5			0.3 3				mA	
Typical Junction Capacitance ¹⁾	C_j	250			110				pF	
Typical Thermal Resistance ²⁾	$R_{\theta JA}$	65								$^{\circ}C/W$
Operating Junction Temperature Range	T_j	-55 ~ +125								$^{\circ}C$
Storage Temperature Range	T_{stg}	-55 ~ +150								$^{\circ}C$

1) Measured at 1MHz and applied reverse voltage of 4 V D.C.
2) P.C.B. mounted with 0.5 X 0.5" (12.7 X 12.7 mm) copper pad areas.

Fig.1 Forward Current Derating Curve

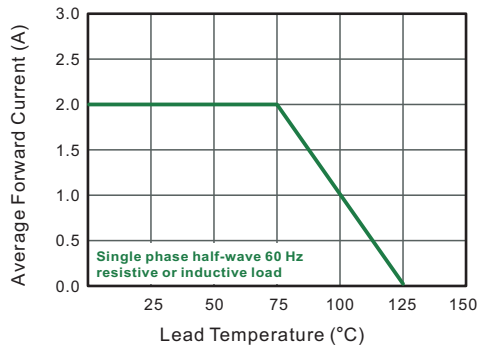


Fig.2 Typical Reverse Characteristics

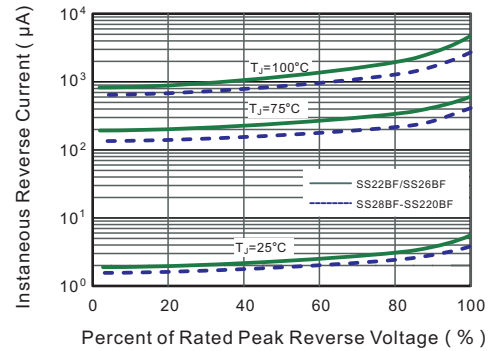


Fig.3 Typical Forward Characteristic

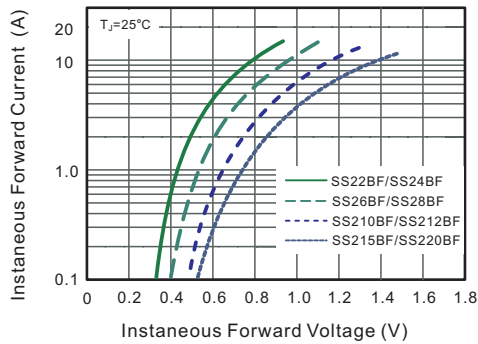


Fig.4 Typical Junction Capacitance

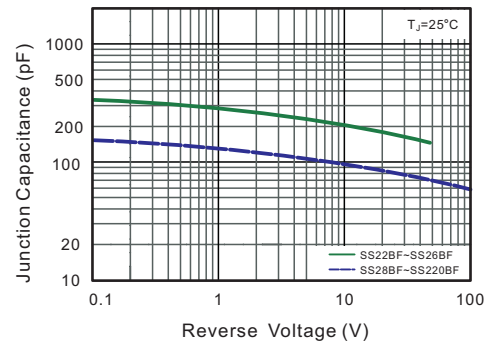


Fig.5 Maximum Non-Repetitive Peak Forward Surge Current

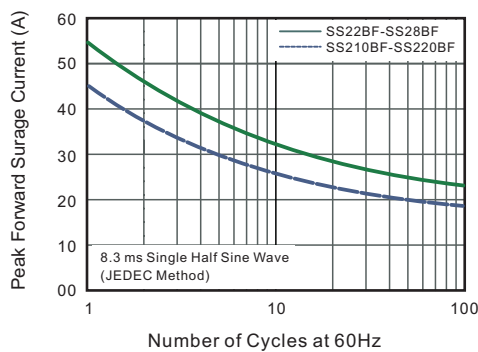
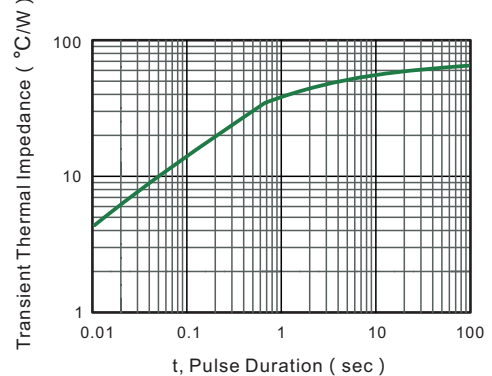


Fig.6- Typical Transient Thermal Impedance



ORDERING INFORMATION

Order Code	Package	Baseqty	Deliverymode
UMW SS22BF	SMBF	5000	Tape and reel
UMW SS24BF	SMBF	5000	Tape and reel
UMW SS26BF	SMBF	5000	Tape and reel
UMW SS28BF	SMBF	5000	Tape and reel
UMW SS210BF	SMBF	5000	Tape and reel
UMW SS212BF	SMBF	5000	Tape and reel
UMW SS215BF	SMBF	5000	Tape and reel
UMW SS220BF	SMBF	5000	Tape and reel