

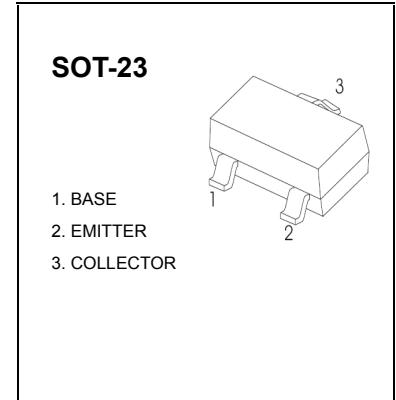


## BC846 BC847 BC848 SOT-23 Plastic-Encap sulate Transistors

TRANSISTOR (NPN)

### FEATURES

- Ideally suited for automatic insertion
- For switching and AF amplifier applications



### MAXIMUM RATINGS ( $T_a=25^{\circ}\text{C}$ unless otherwise noted)

Symbol	Parameter	Value	Unit
$V_{CBO}$	Collector-Base Voltage	BC846	80
		BC847	50
		BC848	30
$V_{CEO}$	Collector-Emitter Voltage	BC846	65
		BC847	45
		BC848	30
$V_{EBO}$	Emitter-Base Voltage	6	V
$I_C$	Collector Current –Continuous	0.1	A
$P_C$	Collector Power Dissipation	200	mW
$R_{\theta JA}$	Thermal Resistance From Junction To Ambient	625	$^{\circ}\text{C}/\text{W}$
$T_J$	Junction Temperature	150	$^{\circ}\text{C}$
$T_{stg}$	Storage Temperature	-55~+150	$^{\circ}\text{C}$

### DEVICE MARKING

BC846A=1A; BC846B=1B;  
BC847A=1E; BC847B=1F; BC847C=1G;  
BC848A=1J; BC848B=1K; BC848C=1L

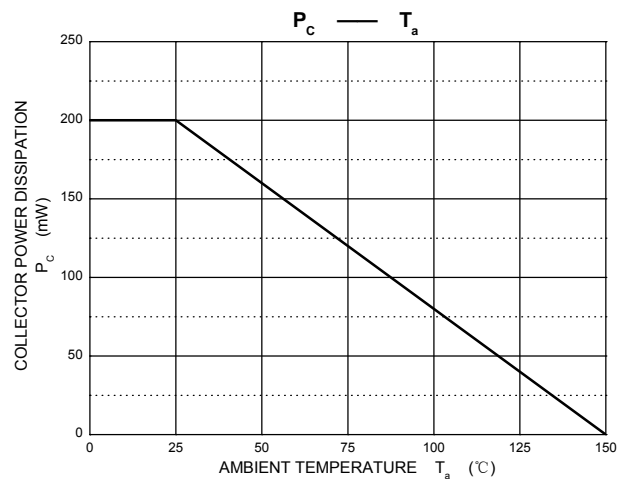
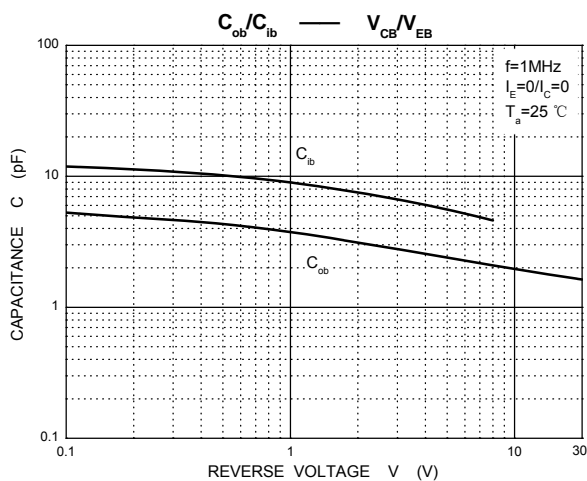
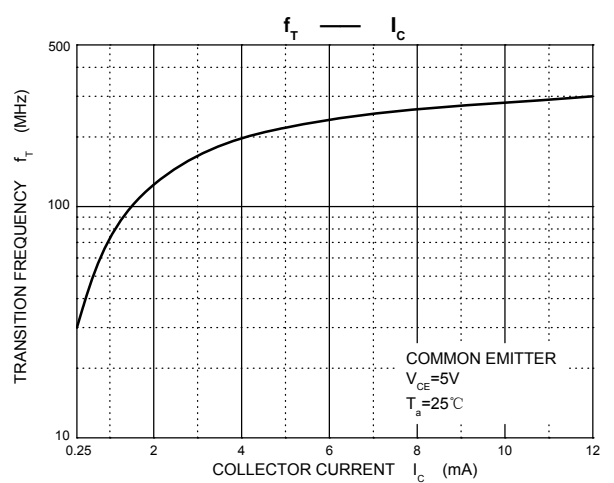
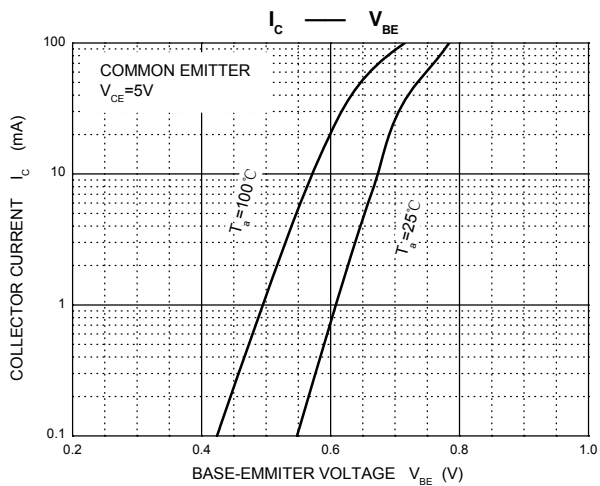
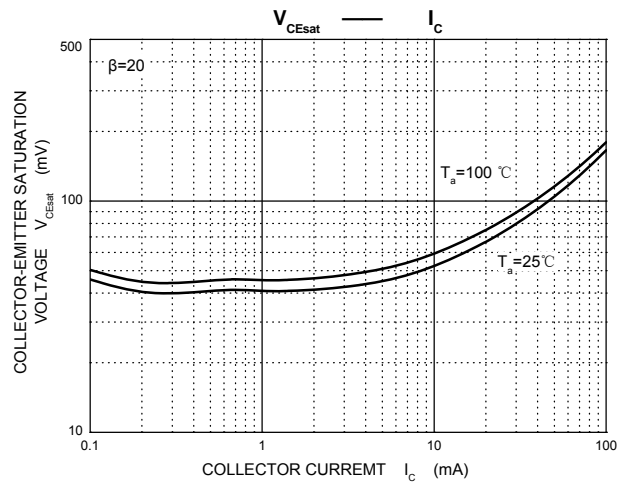
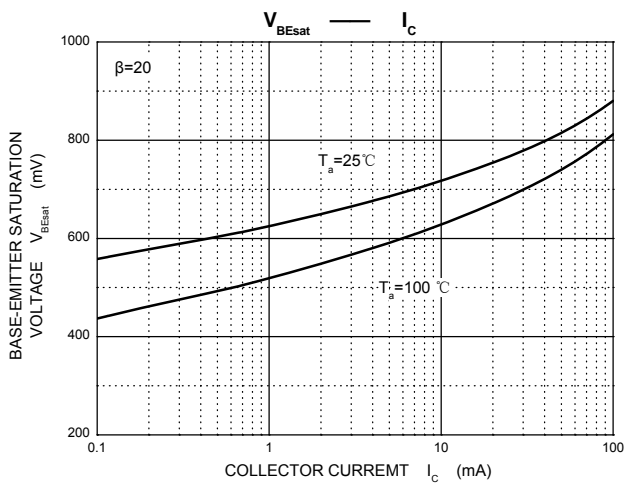
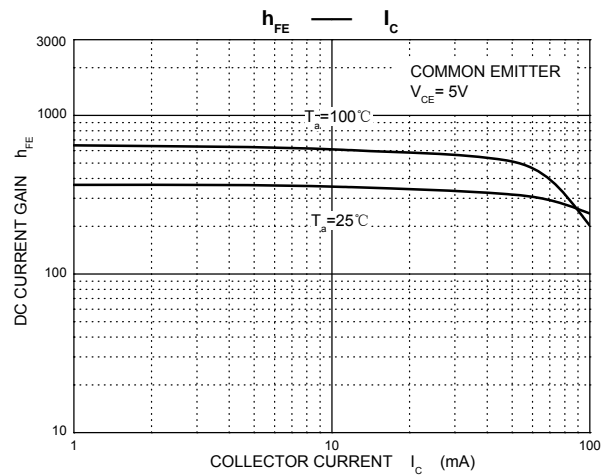
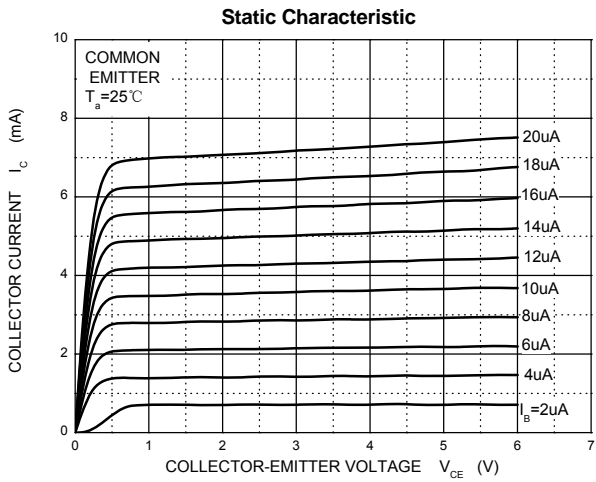


**BC846 BC847 BC848**  
**SOT-23 Plastic-Encap sulate Transistors**

**ELECTRICAL CHARACTERISTICS (T<sub>a</sub>=25°C unless otherwise specified)**

Parameter	Symbol	Test conditions	Min	Typ	Max	Unit
Collector-base breakdown voltage	BC846	$I_C = 10\mu A, I_E = 0$	80			V
	BC847		50			
	BC848		30			
Collector-emitter breakdown voltage	BC846	$I_C = 10mA, I_B = 0$	65			V
	BC847		45			
	BC848		30			
Emitter-base breakdown voltage	$V_{EBO}$	$I_E = 10\mu A, I_C = 0$	6			V
Collector cut-off current	BC846	$V_{CB} = 70V, I_E = 0$			0.1	$\mu A$
	BC847	$V_{CB} = 50V, I_E = 0$				
	BC848	$V_{CB} = 30V, I_E = 0$				
Emitter cut-off current	$I_{EBO}$	$V_{EB} = 5V, I_C = 0$			0.1	$\mu A$
DC current gain	BC846A,847A,848A	$V_{CE} = 5V, I_C = 2mA$	110		220	
	BC846B,847B,848B		200		450	
	BC847C,BC848C		420		800	
Collector-emitter saturation voltage	$V_{CE(sat)}$	$I_C = 100mA, I_B = 5mA$			0.5	V
Base-emitter saturation voltage	$V_{BE(sat)}$	$I_C = 100mA, I_B = 5mA$			1.1	V
Transition frequency	$f_T$	$V_{CE} = 5V, I_C = 10mA$ $f = 100MHz$	100			MHz
Collector output capacitance	$C_{ob}$	$V_{CB} = 10V, f = 1MHz$			4.5	pF

# Typical Characteristics

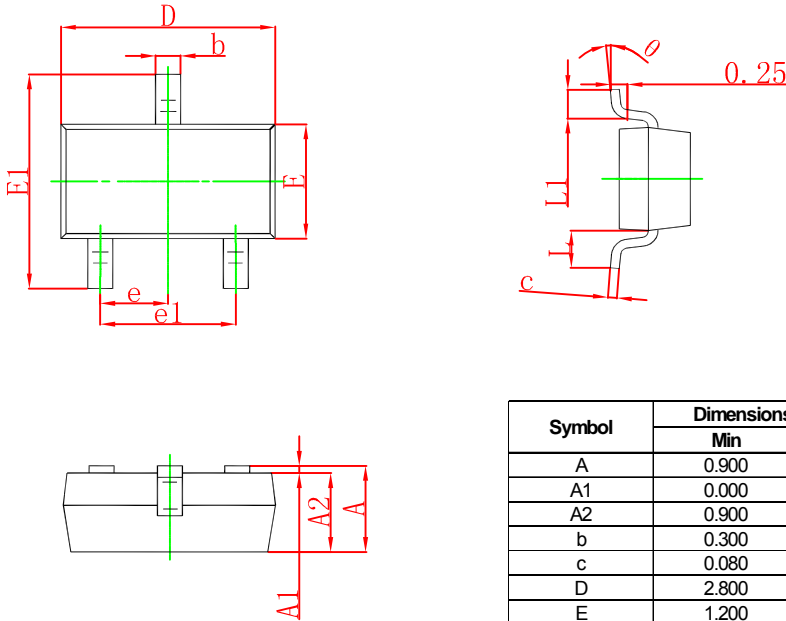




# BC846 BC847 BC848

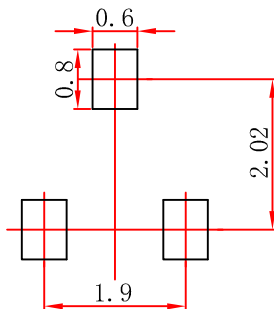
## SOT-23 Plastic-Encap sulate Transistors

### SOT-23 Package Outline Dimensions



Symbol	Dimensions In Millimeters		Dimensions In Inches	
	Min	Max	Min	Max
A	0.900	1.150	0.035	0.045
A1	0.000	0.100	0.000	0.004
A2	0.900	1.050	0.035	0.041
b	0.300	0.500	0.012	0.020
c	0.080	0.150	0.003	0.006
D	2.800	3.000	0.110	0.118
E	1.200	1.400	0.047	0.055
E1	2.250	2.550	0.089	0.100
e	0.950 TYP		0.037 TYP	
e1	1.800	2.000	0.071	0.079
L	0.550 REF		0.022 REF	
L1	0.300	0.500	0.012	0.020
θ	0°	8°	0°	8°

### SOT-23 Suggested Pad Layout



- Note:
1. Controlling dimension: in millimeters.
  2. General tolerance:  $\pm 0.05\text{mm}$ .
  3. The pad layout is for reference purposes only.