




Series 518 Open Frame Socket w/Collet Contacts & Surface Mount Pins

FEATURES

- Open Frame allows for more efficient utilization of Board Space and Better Cooling
- Compatible with Automatic Insertion Equipment
- Side-to-side and End-to-end Stackable



GENERAL SPECIFICATIONS

- **BODY MATERIAL:** Black UL 94V-0 Glass-filled 4/6 Nylon
- **PIN BODY:** Brass 360 1/2-hard per UNS C36000 ASTM B16/B16M-05
- **PIN BODY PLATING:** 200µ [5.08µ] min. 93/7 Sn/Pb per ASTM B545 –OR– 200µ [5.08µ] min. Sn per ASTM B545 Type 1 over 100µ [2.54µ] min. Ni per SAE AMS-QQ-N-290B
- **4-FINGER COLLET CONTACT:** BeCu per UNS C17200 ASTM B194-08
- **CONTACT PLATING:** 10µ [0.25µ] Au per MIL-G-45204 over 50µ min. [1.27µ] Ni per SAE AMS-QQ-N-290B
- **CONTACT CURRENT RATING:** 3 amps
- **OPERATING TEMPERATURE:** -67°F to 221°F [-55°C to 105°C]
- **INSERTION FORCE:** 180g/pin, based on 0.018 [0.46] dia. test lead
- **WITHDRAWAL FORCE:** 90g/pin, based on 0.018 [0.46] dia. test lead
- **NORMAL FORCE:** 140g/pin, based on 0.018 [0.46] dia. test lead
- **ACCEPTS LEADS:** 0.015-0.025 [0.38-0.64] dia., 0.100-0.125 [2.54-3.18] long

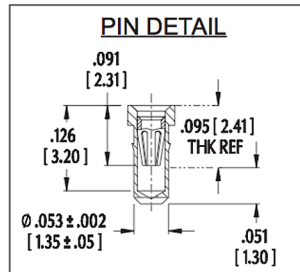
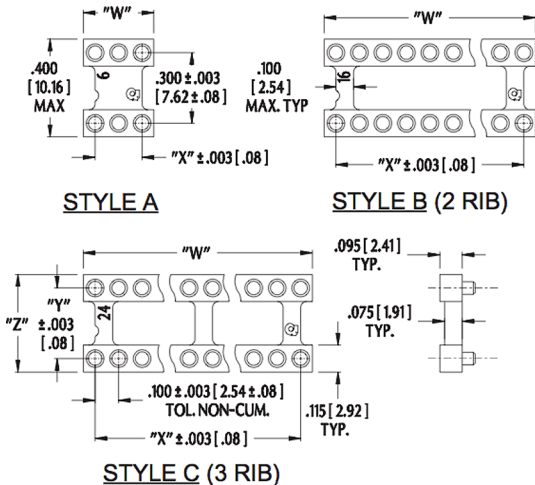
ORDERING INFORMATION

XX-X 518 X XXX

- Plating**
 - 0 = Au Collet, Sn Shell
 - OTL = Au Collet, Sn/Pb Shell
 - 1 = Au Collet & Shell
- Termination**
 - 0 = Surface Mount
- Series**
- Row-to-Row Spacing, "Y" Dim.**
 - 3 = 0.300 [7.62]
 - 4 = 0.400 [10.16]
 - 6 = 0.600 [15.24]
- No. of Pins**
(See Table)

MOUNTING CONSIDERATIONS

- **SUGGESTED PCB HOLE SIZE:** 0.045 ±0.002 [1.14 ±0.05] dia.



"W" = (NO. OF PINS PER ROW) x 0.100 [2.54]
 "X" = (NO. OF PINS PER ROW - 1) x 0.100 [2.54]

Frame Style	No. of Ribs	Centers "Y"	Dim. "Z"	No. of Pins
A	1	0.300 [7.62]	0.400 [10.16]	6
B	2	0.300 [7.62]	0.400 [10.16]	8, 14, 16, 18, 20
		0.400 [10.16]	0.500 [12.70]	20, 22
C	3	0.300 [7.62]	0.400 [10.16]	24, 28
		0.400 [10.16]	0.500 [12.70]	24
		0.600 [15.24]	0.700 [17.78]	24, 28, 32

ALL DIMENSIONS: INCHES [MILLIMETERS]
 ALL TOLERANCES: ±0.005 [0.13] UNLESS OTHERWISE SPECIFIED
 OPEN FRAME COLLET SOCKET w/WIRE WRAP, SEE DATA SHEET 12016
 OPEN FRAME COLLET SOCKET w/SOLDER PIN TAILS, SEE DATA SHEET 12017
 OPEN FRAME COLLET CAPACITOR SOCKET w/SOLDER PIN, SEE DATA SHEET 12026
 OPEN FRAME COLLET CAPACITOR SOCKET w/WIRE WRAP, SEE DATA SHEET 12027
 CONSULT FACTORY FOR OTHER SIZES AND CONFIGURATIONS

CUSTOMIZATION: ARIES SPECIALIZES IN CUSTOM DESIGN AND PRODUCTION. SPECIAL MATERIALS, PLATINGS, SIZES, AND CONFIGURATIONS CAN BE FURNISHED, DEPENDING ON QUANTITY.
 ARIES RESERVES THE RIGHT TO CHANGE PRODUCT GENERAL SPECIFICATIONS WITHOUT NOTICE
 PRINTOUTS OF THIS DOCUMENT MAY BE OUT-OF-DATE AND SHOULD BE CONSIDERED UNCONTROLLED

Mouser Electronics

Authorized Distributor

Click to View Pricing, Inventory, Delivery & Lifecycle Information:

[Aries Electronics:](#)

[32-6518-00](#) [32-6518-01](#) [22-4518-01](#) [22-4518-00](#) [24-6518-00](#) [24-4518-00](#) [24-3518-00](#) [24-3518-01](#) [24-6518-01](#)
[24-4518-01](#) [20-4518-01](#) [20-3518-01](#) [20-3518-00](#) [20-4518-00](#) [28-3518-01](#) [28-6518-01](#) [28-6518-00](#) [28-3518-00](#) [08-](#)
[3518-01](#) [06-3518-01](#) [06-3518-00](#) [08-3518-00](#) [48-6518-01](#) [48-6518-00](#) [40-6518-01](#) [40-6518-00](#) [14-3518-01](#) [14-](#)
[3518-00](#) [18-3518-00](#) [18-3518-01](#) [16-3518-01](#) [16-3518-00](#) [06-3518-10T](#)