

P/N LEGEND

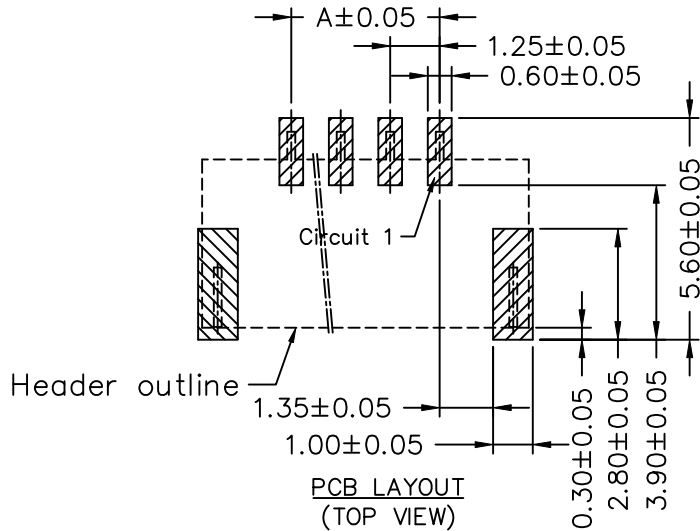
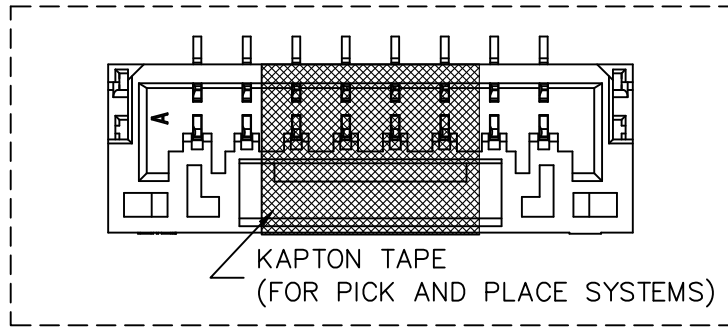
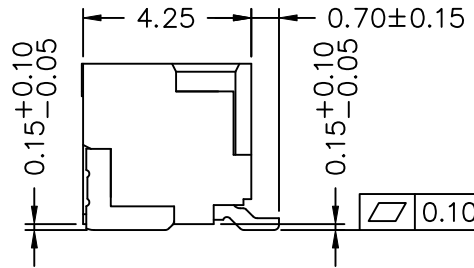
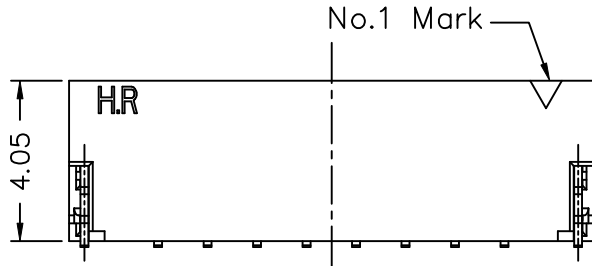
A12514	WV-S-XP	N	L	X	T1	T	00	L
①	② ③ ④	⑤	⑥	⑦	⑧	⑨	⑩	⑪

① Series No.
 ② Connector type: WV=Vertical
 ③ Mounting type: S=SMT TYPE
 ④ No. of circuits
 ⑤ N=Halogen Free
 ⑥ Material: L=LCP ;
 ⑦ Color: N=Natural ; B=Black
 ⑧ Plating code for contacts:
 T1=Matte Tin-plated;
 ⑨ Plating code for solder tabs:
 T=Matte Tin-plated;
 ⑩ Option code: 00=Standard
 ⑪ Packing code: L=Tape & Reel(With Mylar)

SPECIFICATIONS

Current Rating: 1A AC,DC
 Voltage Rating: 50V AC,DC
 Temperature Range: -25°C ~ +85°C
 Contact Resistance: 30mΩ Max.
 Insulation Resistance: 100MΩ Min.
 Withstanding Voltage: 500V AC/minute
 Pin Material: Phosphor Bronze
 Solder Tabs: Brass

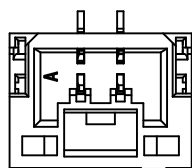
Circuit No.	Dimensions		
	A	B	C
02P	1.25	5.75	3.80
03P	2.50	7.00	5.05
04P	3.75	8.25	6.30
05P	5.00	9.50	7.55
06P	6.25	10.75	8.80
07P	7.50	12.00	10.05
08P	8.75	13.25	11.30
09P	10.00	14.50	12.55
10P	11.25	15.75	13.80
11P	12.50	17.00	15.05
12P	13.75	18.25	16.30
13P	15.00	19.50	17.55
14P	16.25	20.75	18.80
15P	17.50	22.00	20.05



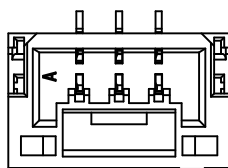
燦達電子工業股份有限公司 JOINT TECH ELECTRONIC IND. CO., LTD.			
UNIT	SCALE	SHEET	TITLE:
mm	1 : 1	1 of 3	
DRAWN BY	APPROVED BY		1.25mm PITCH 180° WAFER-SMT TYPE
A4 EN202204201026 2022.04.14 徐貴湖	徐富永 徐富永		
A3 EN20220331988 2022.02.18 徐貴湖	2020.06.17 2020.06.17		
A2 EN20210312583 2021.04.22 鄭小嬌	GENERAL TOLERANCE		
A1 EN20210113550 2021.03.23 鄭小嬌	X. X±0.25	ANGLE±	
A0 NEW RELEASE 2020.06.17 鄭小嬌	X. XX±0.15	DRAW NO. :	
REV. DESCRIPTION	DATE	NAME	A12514WV-S-XPXXXXXXXXL
			REV. A4



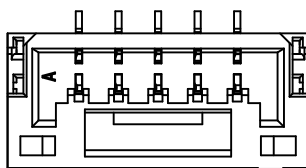
塑膠各PIN外觀差異



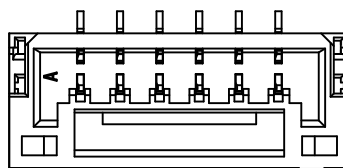
02P



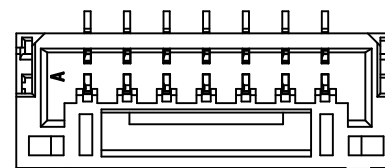
03P



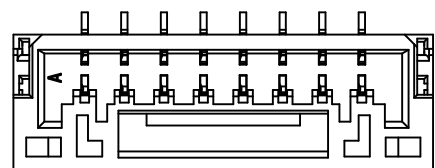
04~05P



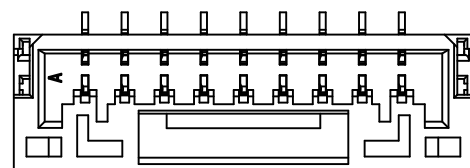
06P



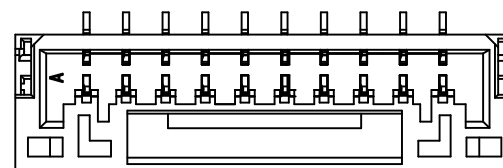
07P



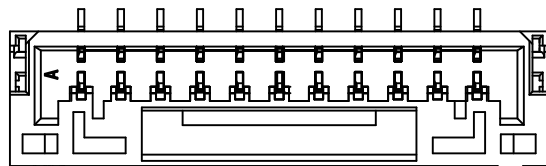
08P



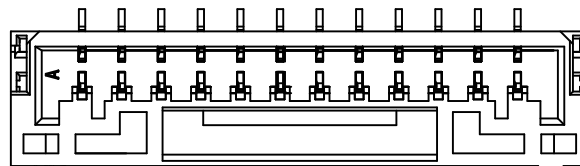
09P



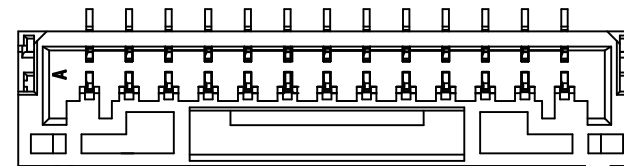
10P



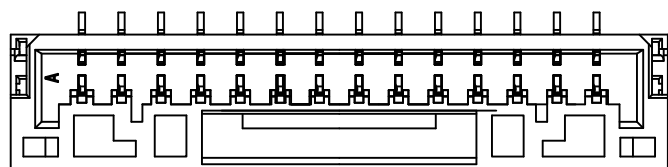
11P



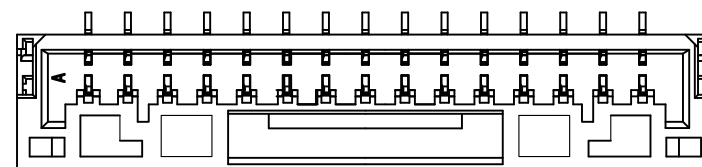
12P



13P



14P



15P



燦達電子工業股份有限公司
JOINT TECH ELECTRONIC IND. CO., LTD.

UNIT: mm SCALE: 1:1 SHEET: 2 of 3

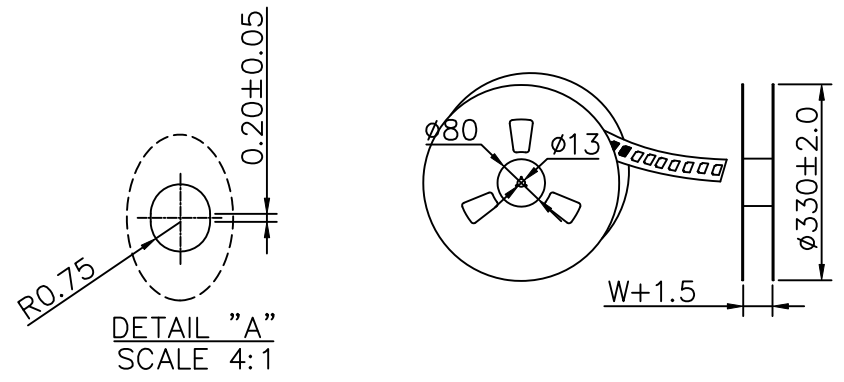
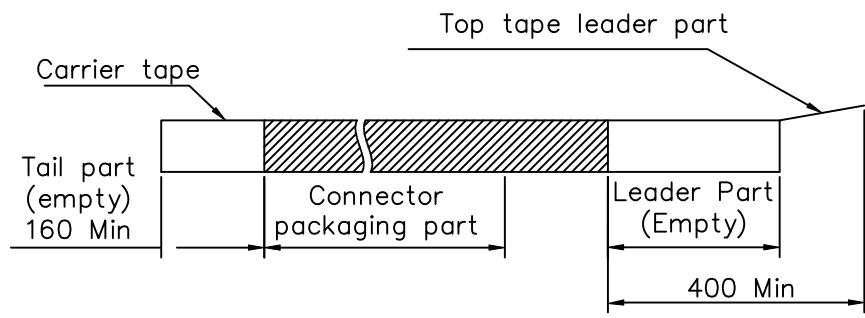
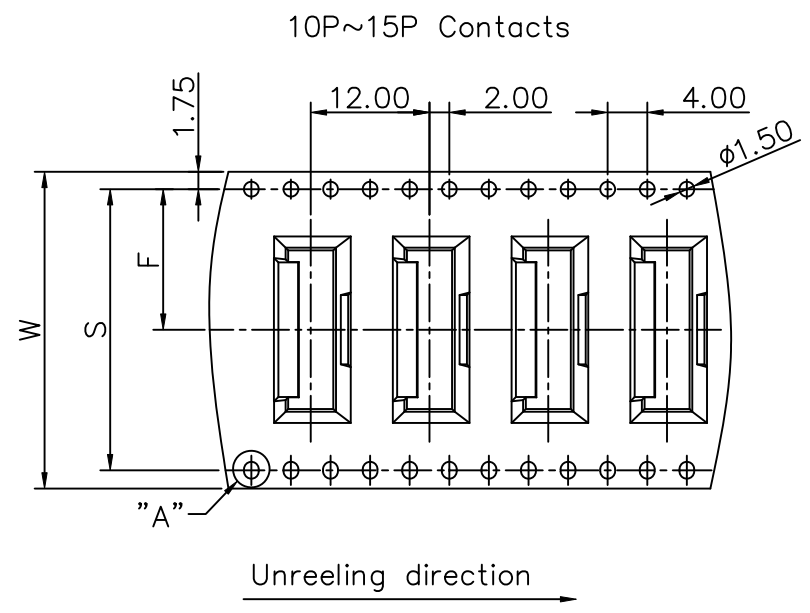
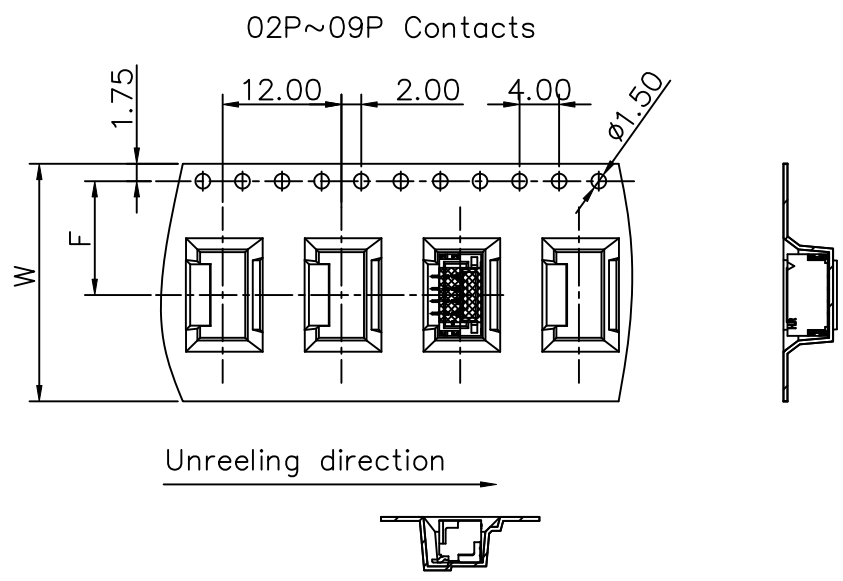
DRAWN BY: 徐富永 APPROVED BY: 徐富永
2020.06.17 2020.06.17

GENERAL TOLERANCE
X. X±0.25 ANGLE±
X. XX±0.15
X. XXX±0.05

TITLE:
1.25mm PITCH
180° WAFER-SMT TYPE

DRAW NO.: A12514WV-S-XPXXXXXXXL REV. A4

REV.	DESCRIPTION	DATE	NAME
A4	EN202204201026	2022.04.14	徐貴湖
A3	EN20220331988	2022.02.18	徐貴湖
A2	EN20210312583	2021.04.22	鄭小嬌
A1	EN20210113550	2021.03.23	鄭小嬌
A0	NEW RELEASE	2020.06.17	鄭小嬌



Number of Contacts	W±0.3	F±0.1	S±0.1	Q'ty/Reel
02P	16.00	7.50	/	1,000
03P				
04P				
05P				
06P				
07P	24.00	11.50	/	1,000
08P				
09P				
10P	32.00	14.20	28.40	1,000
11P				
12P	44.00	20.20	40.40	1,000
13P				
14P				
15P				

						燦達電子工業股份有限公司 JOINT TECH ELECTRONIC IND. CO., LTD.	
				UNIT	SCALE	SHEET	TITLE:
				mm	1 : 1	3 of 3	1.25mm PITCH 180° WAFER-SMT TYPE TAPING SPEC.
A4	EN202204201026	2022.04.14	徐貴湖	DRAWN BY 徐富永	APPROVED BY 徐富永		
A3	EN20220331988	2022.02.18	徐貴湖	2020.06.17	2020.06.17		
A2	EN20210312583	2021.04.22	鄭小嬌	GENERAL TOLERANCE			
A1	EN20210113550	2021.03.23	鄭小嬌	X. X±0.25	ANGLE±		
A0	NEW RELEASE	2020.06.17	鄭小嬌	X. XX±0.15			
REV.	DESCRIPTION	DATE	NAME	X. XXX±0.05			
						DRAW NO.:	REV. A4
						A12514WV-S-XPXXXXXXXL	