

Distributed by:

JAMECO[®]
ELECTRONICS

www.Jameco.com ♦ 1-800-831-4242

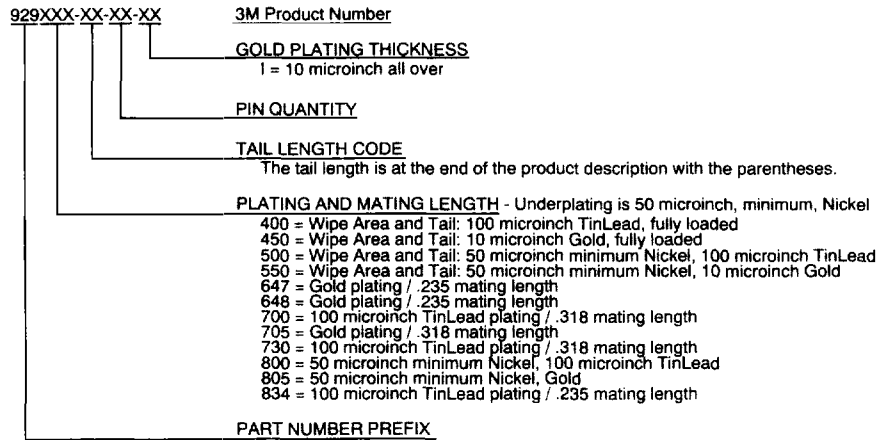
The content and copyrights of the attached
material are the property of its owner.

Jameco Part Number 2050845

Headers

3M PART NUMBER SYSTEM for Headers (One Row, Pin Strip)

The following chart is provided to verify the 3M Part Number you have chosen. This chart is provided for information only. Please refer to the tables for the available 3M products.



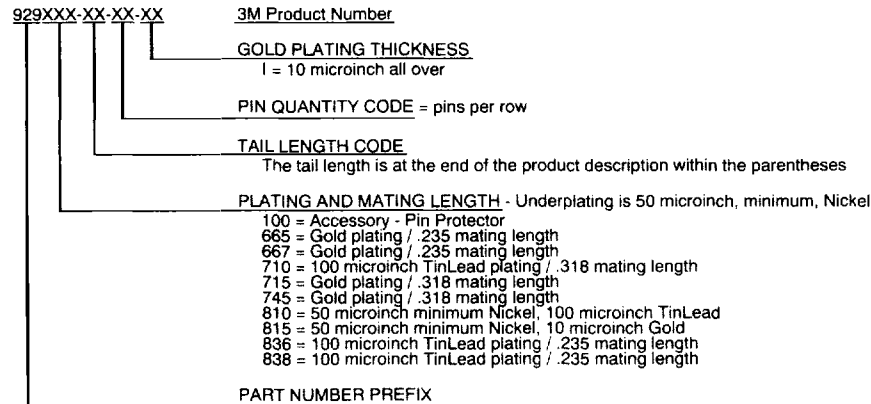
Example:

PART NUMBER	DESCRIPTION
929647-01-24-1	1X24,GOLD,235,STRAIGHT HDR(.110)

1 Row, 24 position, Header, Straight, .235 inch mating length, .110 inch tail length, gold plating

3M PART NUMBER SYSTEM for Headers (Two Row, Pin Strip -- 1 X 1)

The following chart is provided to verify the 3M Part Number you have chosen. This chart is provided for information only. Please refer to the tables for the available 3M products.



Example:

PART NUMBER	DESCRIPTION
929665-03-12-10	2X12,10u,235,STRAIGHT HDR(.410)

2 Row, 12 position, Header, Straight, .235 inch mating length, .410 inch tail length, gold plating

3M™ Pin Strip Header, .100", 2300 Series

Features up to 40 positions in this one row design. Tin lead or gold plating available. Tapered tip does not cut the socket wipe during insertion, reducing operational failure and repairs. Board retention feature available.

3M Part Number	Description	No. of Contacts
2340-5111TG	40/1R/PS HDR/RA.230-.120/10MIN/90:10	40
2340-5111TN	40/1R/PS HDR/RA.230-.120/GF/90:10	40
2340-5211TG	40/1R/PS HDR/RA.318-.120/10MIN/90:10	40
2340-5211TN	40/1R/PS HDR/RA.318-.120/GF/90:10	40
2340-6111TG	40/1R/PS HDR/STR.230-.120/10MIN/90:10	40
2340-6111TN	40/1R/PS HDR/STR.230-.120/GF/90:10	40
2340-6211TG	40/1R/PS HDR/STR.318-.120/10MIN/90:10	40

3M™ Connectors Headers

3M™ Pin Strip Header, .100" x .100", 2300 Series

Features up to 80 positions in this two row design. Tin lead or gold plating available. Tapered tip does not cut the socket wipe during insertion, reducing operational failure and repairs. Board retention feature available.

3M Part Number	Description	No. of Contacts
2380-5121TG	80/2R/PS HDR/RA.230-.120/10MIN/90:10	80
2380-5121TN	80/2R/PS HDR/RA.230-.120/GF/90:10	80
2380-5221TG	80/2R/PS HDR/RA.318-.120/10MIN/90:10	80
2380-6121TG	80/2R/PS HDR/STR.230-.120/10MIN/90:10	80
2380-6121TN	80/2R/PS HDR/STR.230-.120/GF/90:10	80
2380-6221TG	80/2R/PS HDR/STR.318-.120/10MIN/90:10	80

3M™ Pin Strip Header, .100", .093" Straight

Features up to 36 contact posts per row with .100 inch between posts. Posts are standard .025 inch and .093 inch interface length. Choice of tin plating or gold over nickel finish. Low profile for close board mounting.

3M Part Number	Description	No. of Contacts
929800-01-36	1 X 36, TIN LEAD PLATING, .093", STRAIGHT HEADER (.110)	36
929951-00	2/1R/.100/SHUNT/STR/RED/TIN/20 PC STRIP	2
929952-10	2/1R/.100/SHUNT/STR/BLUE/10U/20 PC STRIP	2
929953-30	2/1R/.100/SHUNT/STR/GREY/30U/20 PC STRIP	2



3M™ Pin Strip Header, .100", .235" Straight

Features up to 36 contact posts per row with .100 inch between posts. Posts are standard .025 inch. Tin plating or gold plate available.

3M Part Number	Description	No. of Contacts
929647-01-36-I	1 X 36, GOLD PLATING, .235", STRAIGHT HEADER (.110)	36
929647-02-36-I	1 X 36, GOLD PLATING, .235", STRAIGHT HEADER (.210)	36
929647-03-36-I	1 X 36, GOLD PLATING, .235", STRAIGHT HEADER (.410)	36
929647-04-36-I	1 X 36, GOLD PLATING, .235", STRAIGHT HEADER (.510)	36
929647-05-36-I	1 X 36, GOLD PLATING, .235", STRAIGHT HEADER (.610)	36
929647-07-36-I	1 X 36, GOLD PLATING, .235", STRAIGHT HEADER (.910)	36
929647-09-36-I	1 X 36, GOLD PLATING, .235", STRAIGHT HEADER (.145)	36
929834-01-36	1 X 36, TIN LEAD PLATING, .235", STRAIGHT HEADER (.110)	36
929834-02-36	1 X 36, TIN LEAD PLATING, .235", STRAIGHT HEADER (.210)	36
929834-03-36	1 X 36, TIN LEAD PLATING, .235", STRAIGHT HEADER (.410)	36
929834-04-36	1 X 36, TIN LEAD PLATING, .235", STRAIGHT HEADER (.510)	36
929834-05-36	1 X 36, TIN LEAD PLATING, .235", STRAIGHT HEADER (.610)	36
929834-07-36	1 X 36, TIN LEAD PLATING, .235", STRAIGHT HEADER (.910)	36



3M™ Pin Strip Header, .100", .235" Right Angle

Features up to 36 contact posts per row with .100 inch between posts. Posts are standard .025 inch. Tin plating or gold plate available.


3M Part Number	Description	No. of Contacts
929648-01-36-I	1 X 36, GOLD PLATING, .235", RIGHT ANGLE HEADER (.110)	36



3M™ Pin Strip Header, .100" x .100", .235" Straight

Features up to 36 contact posts per row with .100 inch between posts. Posts are standard .025 inch. Tin plating or gold plate available.


3M Part Number	Description	No. of Contacts
929665-01-36-I	2 X 36, GOLD PLATING, .235", STRAIGHT HEADER (.110)	72
929665-02-36-I	2 X 36, GOLD PLATING, .235", STRAIGHT HEADER (.210)	72
929665-03-36-I	2 X 36, GOLD PLATING, .235", STRAIGHT HEADER (.410)	72
929665-04-36-I	2 X 36, GOLD PLATING, .235", STRAIGHT HEADER (.510)	72
929665-05-36-I	2 X 36, GOLD PLATING, .235", STRAIGHT HEADER (.610)	72
929665-08-36-I	2 X 36, GOLD PLATING, .235", STRAIGHT HEADER (.310)	72
929665-09-36-I	2 X 36, GOLD PLATING, .235", STRAIGHT HEADER (.145)	72
929836-01-36	2 X 36, TIN LEAD PLATING, .235", STRAIGHT HEADER (.110)	72
929836-02-36	2 X 36, TIN LEAD PLATING, .235", STRAIGHT HEADER (.210)	72
929836-03-36	2 X 36, TIN LEAD PLATING, .235", STRAIGHT HEADER (.410)	72
929836-04-36	2 X 36, TIN LEAD PLATING, .235", STRAIGHT HEADER (.510)	72
929836-05-36	2 X 36, TIN LEAD PLATING, .235", STRAIGHT HEADER (.610)	72
929836-08-36	2 X 36, TIN LEAD PLATING, .235", STRAIGHT HEADER (.310)	72
929836-09-36	2 X 36, TIN LEAD PLATING, .235", STRAIGHT HEADER (.145)	72



3M™ Pin Strip Header, .100" x .100", .235" Right Angle

Features up to 36 contact posts per row with .100 inch between posts. Posts are standard .025 inch and .235 inch interface length. Choice of tin plating or gold plate over nickel finish. Low profile for close board stacking.

3M Part Number	Description	No. of Contacts
929667-01-36-I	2 X 36, GOLD PLATING, .235", RIGHT ANGLE HEADER (.110)	72
929667-02-36-I	2 X 36, GOLD PLATING, .235", RIGHT ANGLE HEADER (.405)	72
929667-04-36-I	2 X 36, GOLD PLATING, .235", RIGHT ANGLE HEADER (.145)	72
929838-01-36	2 X 36, TIN LEAD PLATING, .235", RIGHT ANGLE HEADER (.110)	72
929838-02-36	2 X 36, TIN LEAD PLATING, .235", RIGHT ANGLE HEADER (.405)	72
929838-04-36	2 X 36, TIN LEAD PLATING, .235", RIGHT ANGLE HEADER (.145)	72



3M™ Pin Strip Header, .100", .295" Straight

Features up to 36 contact posts per row with .100 inch between posts. 929400 is full row tinplated, 92940 is polarized with 2nd post void, 929450 is full row and gold plated, 929451 is polarized with 2nd post void. Standard .025 inch posts.

3M Part Number	Description	No. of Contacts
929400-01-36	1 X 36, TIN LEAD PLATING, .295", STRAIGHT HEADER (.135)	36
929450-01-36-I	1 X 36, GOLD PLATING, .295", STRAIGHT HEADER (.135)	36



3M™ Pin Strip Header, .100", .295" Right Angle

Features up to 36 contact posts per row with .100 inch between posts. 929500 is full tinplated, 929501 is polarized with 2nd post void, 929550 is full row and gold plated, 929551 is polarized with 2nd post void. Standard .025 inch posts.


3M Part Number	Description	No. of Contacts
929500-01-36	1 X 36, TIN LEAD PLATING, .295", RIGHT ANGLE HEADER (.135)	36
929550-01-36-I	1 X 36, GOLD PLATING, .295", RIGHT ANGLE HEADER (.135)	36



3M™ Pin Strip Header, .100", .318" Straight

Features up to 36 contact posts per row with .100 inch between posts. Posts are standard .025 inch. Tin plating or gold plate available.

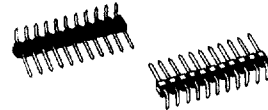
3M Part Number	Description	No. of Contacts
929700-01-36	1 X 36, TIN LEAD PLATING, .318", STRAIGHT HEADER (.110)	36
929700-06-36	1 X 36, TIN LEAD PLATING, .318", STRAIGHT HEADER (.710)	36
929700-11-36	1 X 36, TIN LEAD PLATING, .318", STRAIGHT HEADER (.125)	36
929705-01-36-I	1 X 36, GOLD PLATING, .318", STRAIGHT HEADER (.110)	36
929705-06-36-I	1 X 36, GOLD PLATING, .318", STRAIGHT HEADER (.710)	36
929705-09-36-I	1 X 36, GOLD PLATING, .318", STRAIGHT HEADER (.145)	36
929705-11-36-I	1 X 36, GOLD PLATING, .318", STRAIGHT HEADER (.125)	36



3M™ Pin Strip Header, .100", .318" Right Angle

Features up to 36 contact posts per row with .100 inch between posts. Posts are standard .025 inch. Tin plating or gold plate available.


3M Part Number	Description	No. of Contacts
929730-01-36	1 X 36, TIN LEAD PLATING, .318", RIGHT ANGLE HEADER (.110)	36



3M™ Pin Strip Header, .100" x .100", .318" Straight

Features up to 36 contact posts per row with .100 inch between posts. Posts are standard .025 inch. Tin plating or gold plate available.

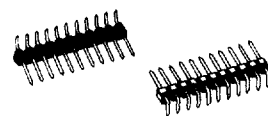
3M Part Number	Description	No. of Contacts
929710-01-36	2 X 36, TIN LEAD PLATING, .318", STRAIGHT HEADER (.110)	72
929710-03-36	2 X 36, TIN LEAD PLATING, .318", STRAIGHT HEADER (.410)	72
929710-06-36	2 X 36, TIN LEAD PLATING, .318", STRAIGHT HEADER (.710)	72
929710-09-36	2 X 36, TIN LEAD PLATING, .318", STRAIGHT HEADER (.145)	72
929710-10-36	2 X 36, TIN LEAD PLATING, .318", STRAIGHT HEADER (.175)	72
929710-11-36	2 X 36, TIN LEAD PLATING, .318", STRAIGHT HEADER (.125)	72
929715-01-36-I	2 X 36, GOLD PLATING, .318", STRAIGHT HEADER (.110)	72
929715-03-36-I	2 X 36, GOLD PLATING, .318", STRAIGHT HEADER (.410)	72
929715-06-36-I	2 X 36, GOLD PLATING, .318", STRAIGHT HEADER (.710)	72
929715-10-36-I	2 X 36, GOLD PLATING, .318", STRAIGHT HEADER (.175)	72
929715-11-36-I	2 X 36, GOLD PLATING, .318", STRAIGHT HEADER (.125)	72



3M™ Pin Strip Header, .100" x .100", .318" Right Angle

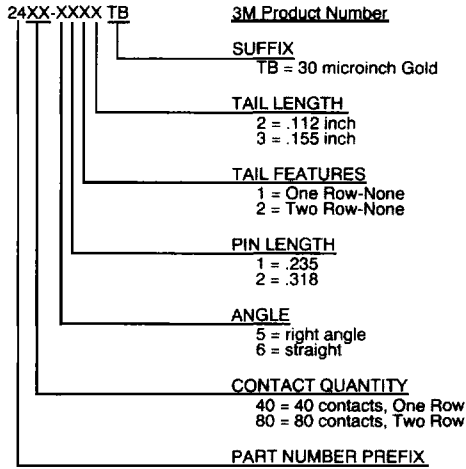
Features up to 36 contact posts per row with .100 inch between posts. Posts are standard .025 inch. Tin plating or gold plate available.

3M Part Number	Description	No. of Contacts
929745-01-36-I	2 X 36, GOLD PLATING, .318", RIGHT ANGLE HEADER (.110)	72



3M PART NUMBER SYSTEM for Headers (Pin Strip, 2400 Series)

The following chart is provided to verify the 3M Part Number you have chosen. This chart is provided for information only. Please refer to the tables for the available 3M products.



Example:


PART NUMBER 2440-5113TB	DESCRIPTION 40/PS/1R/RA.235-.155/30AVE/90:10
-----------------------------------	--

1 Row, 40 position, Header, Right Angle, .235 inch pin length, one row, .155 inch tail, 30 microinch Gold

3M™ Pin Strip Header, .100" Straight & Right Angle

Pin strip header can be broken to length for fast prototyping. Bullet nose pin does not cut socket wire.


3M Part Number	Description	No. of Contacts
2440-5112TB	40/PINSTRIPS, 1 ROW, RIGHT ANGLE, .235-.112, 30 AVG, 90:10	40
2440-5113TB	40/PINSTRIPS, 1 ROW, RIGHT ANGLE, .235-.155, 30 AVG, 90:10	40
2440-5212TB	40/PINSTRIPS, 1 ROW, RIGHT ANGLE, .318-.112, 30 AVG, 90:10	40
2440-5213TB	40/PINSTRIPS, 1 ROW, RIGHT ANGLE, .318-.155, 30 AVG, 90:10	40
2440-6112TB	40/PINSTRIPS, 1 ROW, STRAIGHT, .235-.112, 30 AVG, 90:10	40
2440-6113TB	40/PINSTRIPS, 1 ROW, STRAIGHT, .235-.155, 30 AVG, 90:10	40
2440-6212TB	40/PINSTRIPS, 1 ROW, STRAIGHT, .318-.112, 30 AVG, 90:10	40
2440-6213TB	40/PINSTRIPS, 1 ROW, STRAIGHT, .318-.155, 30 AVG, 90:10	40



3M™ Pin Strip Header, .100" x .100" Straight & Right Angle

Pin strip header can be broken to length for fast prototyping. Bullet nose pin does not cut socket wire.

3M Part Number	Description	No. of Contacts
2440-5122TB	40/PINSTRIPS, 2 ROW, RIGHT ANGLE, .235-.112, 30 AVG, 90:10	40
2440-6122TB	40/PINSTRIPS, 2 ROW, STRAIGHT, .235-.112, 30 AVG, 90:10	40
2480-5122TB	80/PINSTRIPS, 2 ROW, RIGHT ANGLE, .235-.112, 30 AVG, 90:10	80
2480-5123TB	80/PINSTRIPS, 2 ROW, RIGHT ANGLE, .235-.155, 30 AVG, 90:10	80
2480-5222TB	80/PINSTRIPS, 2 ROW, RIGHT ANGLE, .318-.112, 30 AVG, 90:10	80
2480-5223TB	80/PINSTRIPS, 2 ROW, RIGHT ANGLE, .318-.155, 30 AVG, 90:10	80
2480-6122TB	80/PINSTRIPS, 2 ROW, STRAIGHT, .235-.112, 30 AVG, 90:10	80
2480-6123TB	80/PINSTRIPS, 2 ROW, STRAIGHT, .235-.155, 30 AVG, 90:10	80
2480-6222TB	80/PINSTRIPS, 2 ROW, STRAIGHT, .318-.112, 30 AVG, 90:10	80
2480-6223TB	80/PINSTRIPS, 2 ROW, STRAIGHT, .318-.155, 30 AVG, 90:10	80



3M™ Pin Strip Header, .100" x .100" Protector

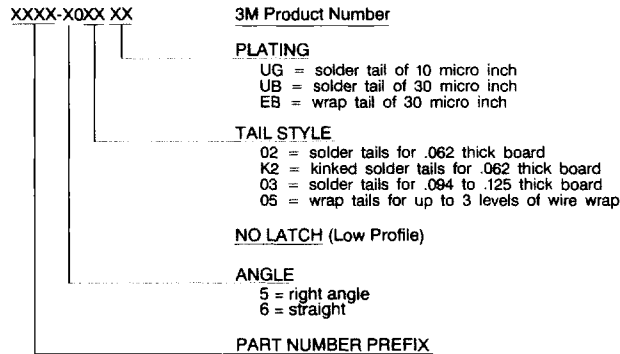
Design distributes impact force evenly to prevent pin damage, provides protection from dust and packaging debris and is available in all standard lengths.

3M Part Number	Description	No. of Contacts
929100-01-36	2 X 36, HEADER PIN PROTECTOR	72



3M PART NUMBER SYSTEM for Headers (Low Profile)

The following chart is provided to verify the 3M Part Number you have chosen. This chart is provided for information only. Please refer to the tables for the available 3M products.



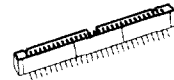
Example:

PART NUMBER	DESCRIPTION
2524-5003UB	24/HDR/BX/RA /LP/.155"/30AVG/60:40

24 position, low profile right angle header

3M™ Low Profile Header, .100" x .100" Straight

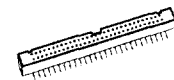
The 2500 series low profile, space saving, headers are made of glass filled polyester, and plated with phosphor bronze, the underplate is 100 micro inches nickel, with gold, MIL-G-45204, Type II, Grade C on the wiping area. Available in 10 to 60 position sizes.



3M Part Number	Description	No. of Contacts
2510-6002UB	10/HDR/BX/STR/LP/.112"/30AVG/60:40	10
2510-6002UG	10/HDR/BX/LP/STR/.112"/15AVG/60:40	10
2510-6003UB	10/HDR/BX/STR/LP/.155"/30AVG/60:40	10
2510-6005EB	10/HDR/BX/LP/STR/.610 WWT/10 PAK/30 AVG/AVFL	10
2514-6002UB	14/HDR/BX/STR/LP/.112"/30AVG/60:40	14
2514-6003UB	14/HDR/BX/STR/LP/.155"/30AVG/60:40	14
2514-6005EB	14/HDR/BX/LP/STR/.610 WWT/10 PAK/30 AVG/AVFL	14
2516-6002UB	16/HDR/BX/STR/LP/.112"/30AVG/60:40	16
2516-6003UB	16/HDR/BX/STR/LP/.155"/30AVG/60:40	16
2516-6005EB	16/HDR/BX/LP/STR/.610 WWT/10 PAK/30 AVG/AVFL	16
2520-6002UB	20/HDR/BX/STR/LP/.112"/30AVG/60:40	20
2520-6002UG	20/HDR/BX/LP/STR/.112"/15AVG/60:40	20
2520-6003UB	20/HDR/BX/STR/LP/.155"/30AVG/60:40	20
2520-6005EB	20/HDR/BX/LP/STR/.610 WWT/10 PAK/30 AVG/AVFL	20
2524-6002UB	24/HDR/BX/STR/LP/.112"/30AVG/60:40	24
2524-6003UB	24/HDR/BX/STR/LP/.155"/30AVG/60:40	24
2524-6005EB	24/HDR/BX/LP/STR/.610 WWT/10 PAK/30 AVG/AVFL	24
2526-6002UB	26/HDR/BX/STR/LP/.112"/30AVG/60:40	26
2526-6002UG	26/HDR/BX/LP/STR/.112"/15AVG/60:40	26
2526-6003UB	26/HDR/BX/STR/LP/.155"/30AVG/60:40	26
2526-6005EB	26/HDR/BX/LP/STR/.610 WWT/10 PAK/30 AVG/AVFL	26
2530-6002UB	30/HDR/BX/STR/LP/.112"/30AVG/60:40	30
2530-6003UB	30/HDR/BX/STR/LP/.155"/30AVG/60:40	30
2530-6005EB	30/HDR/BX/LP/STR/.610 WWT/10 PAK/30 AVG/AVFL	30
2534-6002UB	34/HDR/BX/STR/LP/.112"/30AVG/60:40	34
2534-6002UG	34/HDR/BX/LP/STR/.112"/15AVG/60:40	34
2534-6003UB	34/HDR/BX/STR/LP/.155"/30AVG/60:40	34
2534-6005EB	34/HDR/BX/LP/STR/.610 WWT/10 PAK/30 AVG/AVFL	34
2540-6002UB	40/HDR/BX/STR/LP/.112"/30AVG/60:40	40
2540-6002UG	40/HDR/BX/LP/STR/.112"/15AVG/60:40	40
2540-6003UB	40/HDR/BX/STR/LP/.155"/30AVG/60:40	40
2540-6005EB	40/HDR/BX/LP/STR/.610 WWT/10 PAK/30 AVG/AVFL	40
2550-6002UB	50/HDR/BX/STR/LP/.112"/30AVG/60:40	50
2550-6002UG	50/HDR/BX/LP/STR/.112"/15AVG/60:40	50
2550-6003UB	50/HDR/BX/STR/LP/.155"/30AVG/60:40	50
2550-6005EB	50/HDR/BX/LP/STR/.610 WWT/10 PAK/30 AVG/AVFL	50
2560-6002UB	60/HDR/BX/STR/LP/.112"/30AVG/60:40	60
2560-6003UB	60/HDR/BX/STR/LP/.155"/30AVG/60:40	60
2560-6005EB	60/HDR/BX/LP/STR/.610 WWT/10 PAK/30 AVG/AVFL	60

3M™ Low Profile Header, .100" x .100" Right Angle

The 2500 series low profile, space saving, headers are made of glass filled polyester, have a phosphor bronze contact material, a 100 micro inch nickel underplate, and a gold, MIL-G-45204, Type II, Grade C wiping area. They are available in 10 to 60 position sizes.



3M Part Number	Description	No. of Contacts
2510-5002UB	10/HDR/BX/RA /LP/.112"/30AVG/60:40	10
2510-5003UB	10/HDR/BX/RA /LP/.155"/30AVG/60:40	10
2510-5005EB	10/HDR/BX/LP/RA/.610 WWT/10 PAK/30AVG/AVFL	10
2514-5002UB	14/HDR/BX/RA /LP/.112"/30AVG/60:40	14
2514-5003UB	14/HDR/BX/RA /LP/.155"/30AVG/60:40	14
2514-5005EB	14/HDR/BX/LP/RA /.610 WWT/10 PAK/30 AVG/AVFL	14
2516-5002UB	16/HDR/BX/RA /LP/.112"/30AVG/60:40	16
2516-5003UB	16/HDR/BX/RA /LP/.155"/30AVG/60:40	16
2516-5005EB	16/HDR/BX/LP/RA /.610 WWT/10 PAK/30 AVG/AVFL	16

Continued Next Page

3M™ Connectors Headers

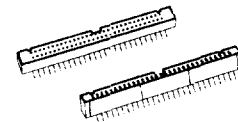
3M™ Low Profile Header, .100" x .100" Right Angle continued

3M Part Number	Description	No. of Contacts
2520-5002UB	20/HDR/BX/RA /LP/.112"/30AVG/60:40	20
2520-5002UG	20/HDR/BX/LP/RA/.112"/15AVG/60:40	20
2520-5003UB	20/HDR/BX/RA /LP/.155"/30AVG/60:40	20
2520-5005EB	20/HDR/BX/LP/RA / .610 WWT/10 PAK/30 AVG/AVFL	20
2524-5002UB	24/HDR/BX/RA /LP/.112"/30AVG/60:40	24
2524-5003UB	24/HDR/BX/RA /LP/.155"/30AVG/60:40	24
2524-5005EB	24/HDR/BX/LP/RA / .610 WWT/10 PAK/30 AVG/AVFL	24
2526-5002UB	26/HDR/BX/RA /LP/.112"/30AVG/60:40	26
2526-5002UG	26/HDR/BX/LP/RA/.112"/15AVG/60:40	26
2526-5003UB	26/HDR/BX/RA /LP/.155"/30AVG/60:40	26
2526-5005EB	26/HDR/BX/LP/RA / .610 WWT/10 PAK/30 AVG/AVFL	26
2530-5002UB	30/HDR/BX/RA /LP/.112"/30AVG/60:40	30
2530-5003UB	30/HDR/BX/RA /LP/.155"/30AVG/60:40	30
2530-5005EB	30/HDR/BX/LP/RA / .610 WWT/10 PAK/30 AVG/AVFL	30
2534-5002UB	34/HDR/BX/RA /LP/.112"/30AVG/60:40	34
2534-5003UB	34/HDR/BX/RA /LP/.155"/30AVG/60:40	34
2534-5005EB	34/HDR/BX/LP/RA / .610 WWT/10 PAK/30 AVG/AVFL	34
2540-5002UB	40/HDR/BX/RA /LP/.112"/30AVG/60:40	40
2540-5003UB	40/HDR/BX/RA /LP/.155"/30AVG/60:40	40
2540-5005EB	40/HDR/BX/LP/RA / .610 WWT/10 PAK/30 AVG/AVFL	40
2550-5002UB	50/HDR/BX/RA /LP/.112"/30AVG/60:40	50
2550-5003UB	50/HDR/BX/RA /LP/.155"/30AVG/60:40	50
2550-5005EB	50/HDR/BX/LP/RA / .610 WWT/10 PAK/30 AVG/AVFL	50
2560-5002UB	60/HDR/BX/RA /LP/.112"/30AVG/60:40	60
2560-5003UB	60/HDR/BX/RA /LP/.155"/30AVG/60:40	60
2560-5005EB	60/HDR/BX/LP/RA / .610 WWT/10 PAK/30 AVG/AVFL	60
50216-B002JL	16/COMPHDR/RA/12AVG LUB/B5.15	16

3M™ Low Profile Header, .100" x .100", 64 Position

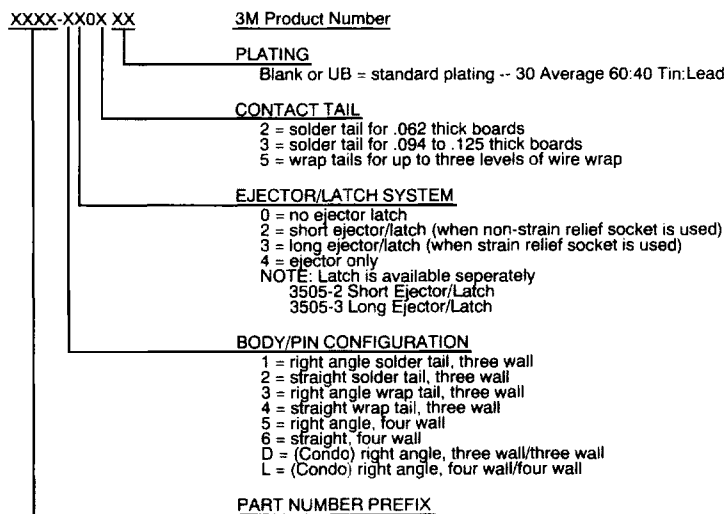
64 position low profile header to allow close stacking. Made of glass reinforced polyester with a flammability rating: UL 94V-0. Copper alloy contacts with gold plating and tin-lead solder tails.

3M Part Number	Description	No. of Contacts
2564-5002UB	64/HDR/BX/LP/RA;.112/30AVG/60:40	64
2564-6002UB	64/HDR/BX/LP/STR;.112/30AVG/60:40	64



3M PART NUMBER SYSTEM for Headers (Latch/Ejector and "Condo")

The following chart is provided to verify the 3M Part Number you have chosen. This chart is provided for information only. Please refer to the tables for the available 3M products.

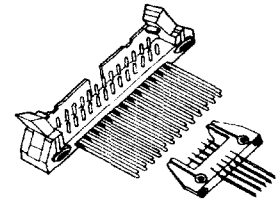


Example: PART NUMBER DESCRIPTION
 3428-L302 20POS,STKD,4WALL,LL,TCH,30AU,(.112)
 20 position, Stacked Header, 4 Wall,

3M™ Latch/Ejector Header, .100" x .100", 3 Wall, 10 Position

3M latch/ejector headers are made of polybutylene terephthalate (PBT) with a flammability rating: UL 94V-0. The headers have mounting holes to secure header to the board with shrouded walls to prevent pin damage. Straight or right angle available with optional ejector latches and option of solder or wrap tails.

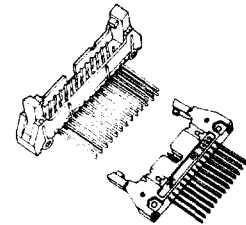
3M Part Number	Description	No. of Contacts
3793-1002	10/HDR/3W/RA/.112/30 AVG/60:40	10
3793-1003	10/HDR/3W/RA/.155/30 AVG, 60:40	10
3793-1202	10/HDR/3W/RA/SL/.112/ 30 AVG, 60:40	10
3793-1203	10/HDR/3W/RA/SL/.155/ 30 AVG, 60:40	10
3793-1302	10/HDR/3W/RA/LL/.112/ 30 AVG, 60:40	10
3793-2002	10/HDR/3W/STR/.112/ 30 AVG, 60:40	10
3793-2003	10/HDR/3W/STR/.155/ 30 AVG, 60:40	10
3793-2202	10/HDR/3W/STR/SL/.112/30 AVG/ 60:40	10
3793-2302	10/HDR/3W/STR/LL/.112/ 30 AVG, 60:40	10
3793-2303	10/HDR/3W/STR/LL/.155/ 30 AVG, 60:40	10
3793-3305	10/HDR/RA/LL/WWT/.610/30 AVG	10
3793-4005	10/HDR/BX/STR/WWT/.610/ 30 AVG	10
3793-4205	10/HDR/3W/ STR/SL/WWT/.610/ 30 AVG	10
3793-4305	10/HDR/3W/ STR/LL/WWT/.610/ 30 AVG/60:40	10



3M™ Latch/Ejector Header, .100" x .100", 4 Wall, 10 Position

3M latch/ejector headers are made of polybutylene terephthalate (PBT) with a flammability rating: UL 94V-0. The headers have mounting holes to secure header to the board with shrouded walls to prevent pin damage. Straight or right angle available with optional ejector latches and option of solder or wrap tails.

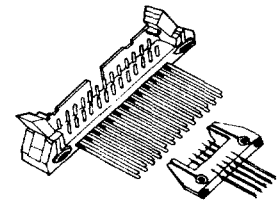
3M Part Number	Description	No. of Contacts
3793-5002	10/HDR/BX/RA/.112/ 30 AVG, 60:40	10
3793-5003	10/HDR/BX/RA/.155/ 30 AVG, 60:40	10
3793-5005	10/HDR, BX, RA, WWT/.610/ 30 AVG	10
3793-5202	10/HDR/BX/RA/SL/.112/30AVG,60:40	10
3793-5203	10/HDR/BX/RA/SQ/4W/SL/.155/30 AVG, 60:40	10
3793-5205	10/HDR/BX/RA/SL/WWT/.610/ 30 AVG/60:40	10
3793-5302	10/HDR/BX/RA/LL/.112/30AVG,60:40	10
3793-5303	10/HDR/BX/RA/LL/.155/30AVG,60:40	10
3793-5305	10/HDR/BX/RA/LL/WWT/ 30 AVG	10
3793-6002	10/HDR/BX/STR/.112/30 AVG, 60:40	10
3793-6003	10/HDR/BX/STR/.155/30 AVG, 60:40	10
3793-6005	10/HDR/BX/STR/WWT/.610/ 30 AVG	10
3793-6202	10/HDR/BX/STR/SL/.112/30AVG,60:40	10
3793-6203	10/HDR/BX/STR/SL/.155/30 AVG/60:40	10
3793-6302	10/HDR/BX/STR/LL/.112/30AVG,60:40	10
3793-6303	10/HDR/BX/STR/LL/.155/30AVG,60:40	10
3793-6305	10/HDR/BX/STR/LL/WWT/30 AVG	10



3M™ Latch/Ejector Header, .100" x .100", 3 Wall, 14 Position

3M latch/ejector headers are made of polybutylene terephthalate (PBT) with a flammability rating: UL 94V-0. The headers have mounting holes to secure header to the board with shrouded walls to prevent pin damage. Straight or right angle available with optional ejector latches and option of solder or wrap tails.

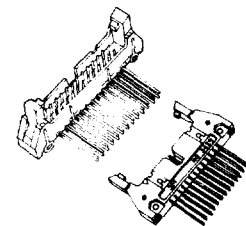
3M Part Number	Description	No. of Contacts
3314-1002	14/HDR, 3 WALL, RIGHT ANGLE, NO LATCH, .062, 30 AVG, 60:40	14
3314-1003	14/HDR, 3 WALL, RT ANGLE, NO LATCH, .125, 30 AVG, 60:40	14
3314-1202	14/HDR, 3 WALL, RT ANGLE, SHORT LATCH, .062, 30 AVG, 60:40	14
3314-1302	14/HDR, 3 WALL, RT ANGLE, LONG LATCH, .062, 30 AVG, 60:40	14
3314-1303	14/HDR, 3 WALL, RT ANGLE, LONG LATCH, .125, 30 AVG, 60:40	14
3314-2002	14/HDR, 3 WALL, STRAIGHT, NO LATCH, .062, 30 AVG, 60:40	14
3314-2003	14/HDR, 3 WALL, STRAIGHT, NO LATCH, .125, 30 AVG, 60:40	14
3314-2202	14/HDR, 3 WALL, STRAIGHT, SHORT LATCH, .062, 30 AVG, 60:40	14
3314-2203	14/HDR, 3 WALL, STRAIGHT, SHORT LATCH, .125, 30 AVG, 60:40	14
3314-2302	14/HDR, 3 WALL, STRAIGHT, LONG LATCH, .062, 30 AVG, 60:40	14
3314-2303	14/HDR, 3 WALL, STRAIGHT, LONG LATCH, .125, 30 AVG, 60:40	14
3314-3005	14/HDR, 3 WALL, NO LATCH, RT ANGLE, WRAP TAIL, 30 AVG	14
3314-3205	14/HDR, 3 WALL, SHORT LATCH, RT ANGLE, WRAP TAIL, 30 AVG	14
3314-3305	14/HDR, LONG LATCH, RIGHT ANGLE, WRAP TAIL, 30 AVG	14
3314-4005	14/HDR, NO LATCH, WRAP TAIL, 30 AVG	14
3314-4205	14/HDR, SHORT LATCH, WRAP TAIL, 30 AVG	14
3314-4305	14/HDR, LONG LATCH, WRAP TAIL, 30 AVG	14



3M™ Latch/Ejector Header, .100" x .100", 4 Wall, 14 Position

3M latch/ejector headers are made of polybutylene terephthalate (PBT) with a flammability rating: UL 94V-0. The headers have mounting holes to secure header to the board with shrouded walls to prevent pin damage. Straight or right angle available with optional ejector latches and option of solder or wrap tails.

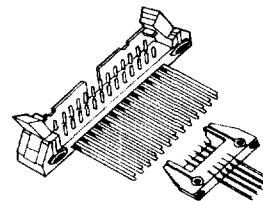
3M Part Number	Description	No. of Contacts
3314-5002	14/HDR, BX, RIGHT ANGLE, NO LATCH, .062, 30 AVG, 60:40	14
3314-5003	14/HDR, BX, RIGHT ANGLE, NO LATCH, .125, 30 AVG, 60:40	14
3314-5005	14/HDR, BX, RIGHT ANGLE, NO LATCH, WRAP TAIL, 30 AVG	14
3314-5202	14/HDR, BX, RIGHT ANGLE, SHORT LATCH, .062, 30 AVG, 60:40	14
3314-5203	14/HDR, BX, RIGHT ANGLE, SHORT LATCH, .125, 30 AVG, 60:40	14
3314-5302	14/HDR, BX, RIGHT ANGLE, LONG LATCH, .062, 30 AVG, 60:40	14
3314-5303	14/HDR, BX, RIGHT ANGLE, LONG LATCH, .125, 30 AVG, 60:40	14
3314-5305	14/HDR, BX, RIGHT ANGLE, LONG LATCH, WRAP TAIL, 30 AVG	14
3314-6002	14/HDR, BX, STRAIGHT, NO LATCH, .062, 30 AVG, 60:40	14
3314-6003	14/HDR, BX, STRAIGHT, NO LATCH, .125, 30 AVG, 60:40	14
3314-6005	14/HDR, BX, STRAIGHT, NO LATCH, WRAP TAIL, 30 AVG	14
3314-6202	14/HDR, BX, STRAIGHT, SHORT LATCH, .062, 30 AVG, 60:40	14
3314-6203	14/HDR, BX, STRAIGHT, SHORT LATCH, .125, 30 AVG, 60:40	14
3314-6205	14/HDR, BX, STRAIGHT, SHORT LATCH, WRAP TAIL, 30 AVG	14
3314-6302	14/HDR, BX, STRAIGHT, LONG LATCH, .062, 30 AVG, 60:40	14
3314-6303	14/HDR, BX, STRAIGHT, LONG LATCH, .125, 30 AVG, 60:40	14
3314-6305	14/HDR, BX, STRAIGHT, LONG LATCH, WRAP TAIL, 30 AVG	14



3M™ Latch/Ejector Header, .100" x .100", 3 Wall, 16 Position

3M latch/ejector headers are made of polybutylene terephthalate (PBT) with a flammability rating: UL 94V-0. The headers have mounting holes to secure header to the board with shrouded walls to prevent pin damage. Straight or right angle available with optional ejector latches and option of solder or wrap tails.

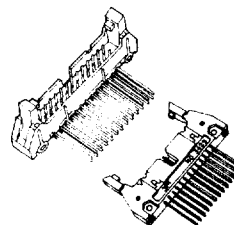
3M Part Number	Description	No. of Contacts
3408-1002	16/HDR, 3 WALL, RIGHT ANGLE, NO LATCH, .062, 30 AVG, 60:40	16
3408-1003	16/HDR, 3 WALL, RIGHT ANGLE, NO LATCH, .125, 30 AVG, 60:40	16
3408-1202	16/HDR, 3 WALL, RT ANGLE, SHORT LATCH, .062, 30 AVG, 60:40	16
3408-1203	16/HDR, 3 WALL, RT ANGLE, SHORT LATCH, .125, 30 AVG, 60:40	16
3408-1302	16/HDR, 3 WALL, RIGHT ANGLE, LONG LATCH, .062, 30 AVG, 60:40	16
3408-1303	16/HDR, 3 WALL, RIGHT ANGLE, LONG LATCH, .125, 30 AVG, 60:40	16
3408-2002	16/HDR, 3 WALL, STRAIGHT, NO LATCH, .062, 30 AVG, 60:40	16
3408-2003	16/HDR, 3 WALL, STRAIGHT, NO LATCH, .125, 30 AVG, 60:40	16
3408-2202	16/HDR, 3 WALL, STRAIGHT, SHORT LATCH, .062, 30 AVG, 60:40	16
3408-2203	16/HDR, 3 WALL, STRAIGHT, SHORT LATCH, .125, 30 AVG, 60:40	16
3408-2302	16/HDR, 3 WALL, STRAIGHT, LONG LATCH, .062, 30 AVG, 60:40	16
3408-2303	16/HDR, 3 WALL, STRAIGHT, LONG LATCH, .125, 30 AVG, 60:40	16
3408-3005	16/HDR, 3 WALL, RIGHT ANGLE, NO LATCH, WRAP TAIL, 30 AVG	16
3408-3205	16/HDR, 3 WALL, RIGHT ANGLE, SHORT LATCH, WRAP TAIL, 30 AVG	16
3408-3305	16/HDR, 3 WALL, RIGHT ANGLE, LONG LATCH, WRAP TAIL, 30 AVG	16
3408-4005	16/HDR, 3 WALL, STRAIGHT, NO LATCH, WRAP TAIL, 30 AVG	16
3408-4205	16/HDR, 3 WALL, STRAIGHT, SHORT LATCH, WRAP TAIL, 30 AVG	16
3408-4305	16/HDR, 3 WALL, STRAIGHT, LONG LATCH, WRAP TAIL, 30 AVG	16



3M™ Latch/Ejector Header, .100" x .100", 4 Wall, 16 Position

3M latch/ejector headers are made of polybutylene terephthalate (PBT) with a flammability rating: UL 94V-0. The headers have mounting holes to secure header to the board with shrouded walls to prevent pin damage. Straight or right angle available with optional ejector latches and option of solder or wrap tails.

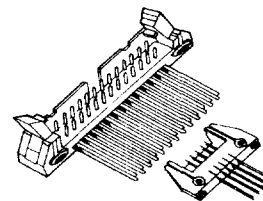
3M Part Number	Description	No. of Contacts
3408-5002	16/HDR, BX, 4 WALL, RIGHT ANGLE, NO LATCH, .062, 30 AVG, 60:40	16
3408-5003	16/HDR, BX, 4 WALL, RT ANGLE, NO LATCH, .125, 30 AVG, 60:40	16
3408-5005	16/HDR, BX, RIGHT ANGLE, WRAP TAIL, 30 AVG	16
3408-5202	16/HDR, BX, 4 WALL, RIGHT ANGLE, SHT LATCH, .062, 30AVG, 60:40	16
3408-5203	16/HDR, BX, 4 WALL, RIGHT ANGLE, SHT LATCH, .125, 30AVG, 60:40	16
3408-5205	16/HDR, BX, 4W, RIGHT ANGLE, SHORT LATCH, WRAP TAIL, 30 AVG	16
3408-5302	16/HDR, BX, 4 WALL, RT ANGLE, LONG LATCH, .062, 30 AVG, 60:40	16
3408-5303	16/HDR, BX, 4 WALL, RT ANGLE, LONG LATCH, .125, 30 AVG, 60:40	16
3408-5305	16/HDR, BX, 4W, RT ANGLE, LONG LATCH, WRAP TAIL, 30 AVG	16
3408-6002	16/HDR, BX, 4W, STRAIGHT, NO LATCH, .062, 30 AVG, 60:40	16
3408-6003	16/HDR, BX, 4W, STRAIGHT, .125, 30 AVG, 60:40	16
3408-6005	16/HDR, BX, 4W, STRAIGHT, NO LATCH, WRAP TAIL, 30 AVG	16
3408-6202	16/HDR, BX, 4W, STRAIGHT, SHORT LATCH, .062, 30 AVG, 60:40	16
3408-6203	16/HDR, BX, 4W, STRAIGHT, SHORT LATCH, .125, 30 AVG, 60:40	16
3408-6205	16/HDR, BX, 4W, STRAIGHT, SHORT LATCH, WRAP TAIL, 30 AVG	16
3408-6302	16/HDR, BX, 4W, STRAIGHT, LONG LATCH, .062, 30 AVG, 60:40	16
3408-6303	16/HDR, BX, 4W, STRAIGHT, LONG LATCH, .125, 30 AVG, 60:40	16
3408-6305	16/HDR, BX, 4W, STRAIGHT, LONG LATCH, WRAP TAIL, 30 AVG	16



3M™ Latch/Ejector Header, .100" x .100", 3 Wall, 20 Position

3M latch/ejector headers are made of polybutylene terephthalate (PBT) with a flammability rating: UL 94V-0. The headers have mounting holes to secure header to the board with shrouded walls to prevent pin damage. Straight or right angle available with optional ejector latches and option of solder or wrap tails.

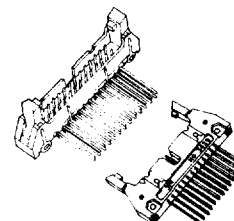
3M Part Number	Description	No. of Contacts
3428-1002	20/HDR, 3 WALL, RIGHT ANGLE, NO LATCH, .062, 30 AVG, 60:40	20
3428-1003	20/HDR, 3 WALL, RIGHT ANGLE, NO LATCH, .125, 30 AVG, 60:40	20
3428-1202	20/HDR, 3 WALL, RT ANGLE, SHORT LATCH, .062, 30 AVG, 60:40	20
3428-1203	20/HDR, 3 WALL, RT ANGLE, SHORT LATCH, .125, 30 AVG, 60:40	20
3428-1302	20/HDR, 3 WALL, RT ANGLE, LONG LATCH, .062, 30 AVG, 60:40	20
3428-1303	20/HDR, 3 WALL, RT ANGLE, LONG LATCH, .125, 30 AVG, 60:40	20
3428-2002	20/HDR, 3 WALL, STRAIGHT, NO LATCH, .062, 30 AVG, 60:40	20
3428-2003	20/HDR, 3 WALL, STRAIGHT, NO LATCH, .125, 30 AVG, 60:40	20
3428-2202	20/HDR, 3 WALL, STRAIGHT, SHORT LATCH, .062, 30 AVG, 60:40	20
3428-2203	20/HDR, 3 WALL, STRAIGHT, SHORT LATCH, .125, 30 AVG, 60:40	20
3428-2302	20/HDR, 3 WALL, STRAIGHT, LONG LATCH, .062, 30 AVG, 60:40	20
3428-2303	20/HDR, 3 WALL, STRAIGHT, LONG LATCH, .125, 30 AVG, 60:40	20
3428-3005	20/HDR, 3 WALL, RIGHT ANGLE, NO LATCH, 30 AVG	20
3428-3205	20/HDR, 3W, RIGHT ANGLE, SHORT LATCH, WRAP TAIL, 30 AVG	20
3428-3305	20/HDR, 3 W, RIGHT ANGLE, LONG LATCH, WRAP TAIL, 30 AVG	20
3428-4005	20/HDR, 3W, STRAIGHT, NO LATCH, WRAP TAIL, 30 AVG	20
3428-4205	20/HDR, 3W, STRAIGHT, SHORT LATCH, WRAP TAIL, 30 AVG	20
3428-4305	20/HDR, 3W, STRAIGHT, WRAP TAIL, LONG LATCH, 30 AVG	20



3M™ Latch/Ejector Header, .100" x .100", 4 Wall, 20 Position

3M latch/ejector headers are made of polybutylene terephthalate (PBT) with a flammability rating: UL 94V-0. The headers have mounting holes to secure header to the board with shrouded walls to prevent pin damage. Straight or right angle available with optional ejector latches and option of solder or wrap tails.

3M Part Number	Description	No. of Contacts
3428-5002	20/HDR, BX, 4 WALL, RIGHT ANGLE, .062, 30 AVG, 60:40	20
3428-5003	20/HDR, BX, 4W, RIGHT ANGLE, NO LATCH, .125, 30 AVG, 60:40	20
3428-5005	20/HDR, BX, 4W, RIGHT ANGLE, WRAP TAIL, 30 AVG	20
3428-5202	20/HDR, BX, 4W, RT ANGLE, SHORT LATCH, .062, 30 AVG, 60:40	20
3428-5203	20/HDR, BX, 4W, RT ANGLE, SHORT LATCH, .125, 30 AVG, 60:40	20
3428-5205	20/HDR, BX, 4W, RIGHT ANGLE, SHORT LATCH, WRAP TAIL, 30 AVG	20
3428-5302	20/HDR, BX, 4W, RIGHT ANGLE, LONG LATCH, 30 AVG, 60:40	20
3428-5303	20/HDR, BX, 4W, RIGHT ANGLE, LONG LATCH, .125, 30 AVG, 60:40	20



Continued Next Page

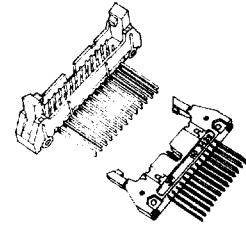
3M™ Latch/Ejector Header, .100" x .100", 4 Wall, 20 Position continued

3M Part Number	Description	No. of Contacts
3428-5305	20/HDR, BX, 4W, RT ANGLE, LONG LATCH, WRAP TAIL, 30 AVG	20
3428-6002	20/HDR, BX, 4W, STRAIGHT, 30 AVG, 60:40	20
3428-6003	20/HDR, BX, 4W, STRAIGHT, .125, 30 AVG, 60:40	20
3428-6005	20/HDR, BX, 4W, STRAIGHT, WRAP TAIL, 30 AVG	20
3428-6202	20/HDR, BX, 4W, STRAIGHT, SHORT LATCH, .062, 30 AVG, 60:40	20
3428-6203	20/HDR, BX, 4W, STRAIGHT, SHORT LATCH, .125, 30 AVG, 60:40	20
3428-6205	20/HDR, BX, 4W, STRAIGHT, SHORT LATCH, WRAP TAIL, 30AVG	20
3428-6302	20/HDR, BX, 4W, STRAIGHT, LONG LATCH, 30 AVG, 60:40	20
3428-6303	20/HDR, BX, 4W, STRAIGHT, LONG LATCH, .125, 30 AVG, 60:40	20
3428-6305	20/HDR, BX, 4W, STRAIGHT, LONG LATCH, WRAP TAIL, 30 AVG	20

3M™ Latch/Ejector Header, .100" x .100", 4 Wall, 24 Position

24 position straight or right angle 4 wall header. Made of glass reinforced polyester with a flammability rating: UL 94V-0. Copper alloy contacts are gold plated with tin-lead solder tails. Shrouded to prevent damage.

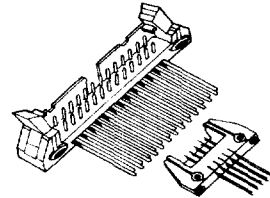
3M Part Number	Description	No. of Contacts
3627-5002	24/HDR, BX, RIGHT ANGLE, .062, 30 AVG, 60:40	24
3627-5003	24/HDR, BX, RIGHT ANGLE, .125, 30 AVG, 60:40	24
3627-5005	24/HDR, BX, RIGHT ANGLE, WRAP TAIL, 30 AVG	24
3627-5202	24/HDR, BX, RIGHT ANGLE, SHORT LATCH, .062, 30 AVG, 60:40	24
3627-5203	24/HDR, BX, RIGHT ANGLE, SHORT LATCH, .125, 30 AVG, 60:40	24
3627-5302	24/HDR, BX, RIGHT ANGLE, LONG LATCH, .062, 30 AVG, 60:40	24
3627-5303	24/HDR, BX, RIGHT ANGLE, LONG LATCH, .125, 30 AVG, 60:40	24
3627-5305	24/HDR, BX, RIGHT ANGLE, LONG LATCH, WRAP TAIL, 30 AVG	24
3627-6002	24/HDR, BX, STRAIGHT, .062, 30 AVG, 60:40	24
3627-6003	24/HDR, BX, STRAIGHT, .125, 30 AVG, 60:40	24
3627-6005	24/HDR, BX, STRAIGHT, WRAP TAIL, 30 AVG	24
3627-6202	24/HDR, BX, STRAIGHT, SHORT LATCH, .062, 30 AVG, 60:40	24
3627-6302	24/HDR, BX, STRAIGHT, LONG LATCH, .062, 30 AVG, 60:40	24
3627-6303	24/HDR, BX, STRAIGHT, LONG LATCH, .125, 30 AVG, 60:40	24
3627-6305	24/HDR, BX, STRAIGHT, LONG LATCH, WRAP TAIL, 30 AVG	24



3M™ Latch/Ejector Header, .100" x .100", 3 Wall, 26 Position

3M latch/ejector headers are made of polybutylene terephthalate (PBT) with a flammability rating: UL 94V-0. The headers have mounting holes to secure header to the board with shrouded walls to prevent pin damage. Straight or right angle available with optional ejector latches and option of solder or wrap tails.

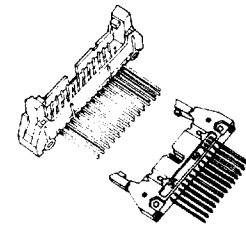
3M Part Number	Description	No. of Contacts
3429-1002	26/HDR, 3 WALL, RIGHT ANGLE, NO LATCH, .062, 30 AVG, 60:40	26
3429-1003	26/HDR, 3 WALL, RIGHT ANGLE, NO LATCH, .125, 30 AVG, 60:40	26
3429-1202	26/HDR, 3 WALL, STRAIGHT, SHORT LATCH, .062, 30 AVG, 60:40	26
3429-1203	26/HDR, 3W, RIGHT ANGLE, SHORT LATCH, .125, 30 AVG, 60:40	26
3429-1302	26/HDR, 3 WALL, RIGHT ANGLE, LONG LATCH, .062, 30 AVG, 60:40	26
3429-1303	26/HDR, 3 WALL, RIGHT ANGLE, LONG LATCH, .125, 30 AVG, 60:40	26
3429-2002	26/HDR, 3 WALL, STRAIGHT, NO LATCH, .062, 30 AVG, 60:40	26
3429-2003	26/HDR, 3 WALL, STRAIGHT, NO LATCH, .125, 30 AVG, 60:40	26
3429-2202	26/HDR, 3 WALL, STRAIGHT, SHORT LATCH, .062, 30AVG,60:40	26
3429-2203	26/HDR, 3 WALL, STRAIGHT, SHORT LATCH, .125, 30 AVG, 60:40	26
3429-2302	26/HDR, 3 WALL, STRAIGHT, LONG LATCH, .062, 30 AVG, 60:40	26
3429-2303	26/HDR, 3 WALL, STRAIGHT, LONG LATCH, .125, 30 AVG, 60:40	26
3429-2402	26/HDR, 3 WALL, STRAIGHT, EJECTOR, .062, 30 AVG, 60:40	26
3429-3005	26/HDR, 3 WALL, RIGHT ANGLE, NO LATCH, WRAP TAIL, 30 AVG	26
3429-3205	26/HDR, 3 WALL, RIGHT ANGLE, SHORT LATCH, WRAP TAIL, 30 AVG	26
3429-3305	26/HDR, 3 WALL, RIGHT ANGLE, LONG LATCH, WRAP TAIL, 30 AVG	26
3429-3405	26/HDR, 3 WALL, RIGHT ANGLE, EJECTOR, WRAP TAIL, 30 AVG	26
3429-4005	26/HDR, 3 WALL, STRAIGHT, NO LATCH, WRAP TAIL, 30 AVG	26
3429-4205	26/HDR, 3 WALL, STRAIGHT, SHORT LATCH, WRAP TAIL, 30 AVG	26
3429-4305	26/HDR, 3 WALL, STRAIGHT, LONG LATCH, WRAP TAIL, 30 AVG	26



3M™ Latch/Ejector Header, .100" x .100", 4 Wall, 26 Position

3M latch/ejector headers are made of polybutylene terephthalate (PBT) with a flammability rating: UL 94V-0. The headers have mounting holes to secure header to the board with shrouded walls to prevent pin damage. Straight or right angle available with optional ejector latches and option of solder or wrap tails.

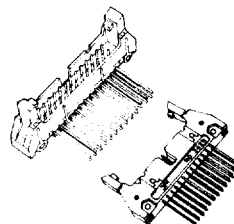
3M Part Number	Description	No. of Contacts
3429-5002	26/HDR, BX, 4W, RIGHT ANGLE, NO LATCH, .062, 30 AVG, 60:40	26
3429-5003	26/HDR, BX, 4W, RIGHT ANGLE, .125, 30 AVG, 60:40	26
3429-5005	26/HDR, BX, 4W, RIGHT ANGLE, WRAP TAIL, 30 AVG	26
3429-5202	26/HDR, BX, 4W, RT ANGLE, SHORT LATCH, .062, 30 AVG, 60:40	26
3429-5203	26/HDR, BX, 4W, RT ANGLE, SHORT LATCH, .125, 30 AVG, 60:40	26
3429-5205	26/HDR, BX, 4W, RIGHT ANGLE, SHORT LATCH, WRAP TAIL, 30AVG	26
3429-5302	26/HDR, BX, 4W, RIGHT ANGLE, LONG LATCH, .062, 30 AVG, 60:40	26
3429-5303	26/HDR, BX, 4W, RIGHT ANGLE, LONG LATCH, .125, 30 AVG, 60:40	26
3429-5305	26/HDR, BX, 4D, RIGHT ANGLE, LONG LATCH, WRAP TAIL, 30AVG	26
3429-6002	26/HDR, BX, 4W, STRAIGHT, NO LATCH, .062, 30 AVG, 60:40	26
3429-6003	26/HDR, BX, 4W, STRAIGHT, .125, 30 AVG, 60:40	26
3429-6005	26/HDR, BX, 4W, STRAIGHT, WRAP TAIL, 30 AVG	26
3429-6202	26/HDR, BX, 4W, STRAIGHT, SHORT LATCH, .062, 30 AVG, 60:40	26
3429-6203	26/HDR, BX, 4W, STRAIGHT, SHORT LATCH, .125, 30 AVG, 60:40	26
3429-6205	26/HDR, BX, 4W, STRAIGHT, SHORT LATCH, WRAP TAIL, 30 AVG	26
3429-6302	26/HDR, BX, 4W, STRAIGHT, LONG LATCH, .062, 30 AVG, 60:40	26
3429-6303	26/HDR, BX, 4W, STRAIGHT, LONG LATCH, .125, 30 AVG, 60:40	26
3429-6305	26/HDR, BX, 4W, STRAIGHT, LONG LATCH, WRAP TAIL, 30 AVG	26



3M™ Latch/Ejector Header, .100" x .100", 4 Wall, 30 Position

3M latch/ejector headers are made of polybutylene terephthalate (PBT) with a flammability rating: UL 94V-0. The headers have mounting holes to secure header to the board with shrouded walls to prevent pin damage. Straight or right angle available with optional ejector latches and option of solder or wrap tails.

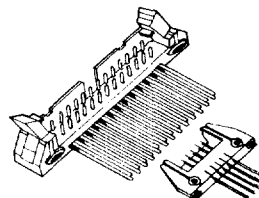
3M Part Number	Description	No. of Contacts
3440-5002	30/HDR, BX, 4W, RIGHT ANGLE, NO LATCH, .062, 30 AVG, 60:40	30
3440-5003	30/HDR, BX, 4W, RIGHT ANGLE, .125, 30 AVG, 60:40	30
3440-5005	30/HDR, BX, 4W, RIGHT ANGLE, WRAP TAIL, 30 AVG	30
3440-5202	30/HDR, BX, 4W, RT ANGLE, SHORT LATCH, .062, 30 AVG, 60:40	30
3440-5302	30/HDR, BX, 4W, RIGHT ANGLE, LONG LATCH, .062, 30AVG, 60:40	30
3440-5303	30/HDR, BX, 4W, RIGHT ANGLE, LONG LATCH, .125, 30 AVG, 60:40	30
3440-5305	30/HDR, BX, 4W, RT ANGLE, LONG LATCH, WRAP TAIL, 30 AVG	30
3440-6002	30/HDR, BX, 4W, STRAIGHT, .062, 30 AVG, 60:40	30
3440-6003	30/HDR, BX, 4W, STRAIGHT, .125, 30 AVG, 60:40	30
3440-6005	30/HDR, BX, 4W, STRAIGHT, WRAP TAIL, 30 AVG	30
3440-6202	30/HDR, BX, 4W, STRAIGHT, SHORT LATCH, .062, 30 AVG, 60:40	30
3440-6203	30/HDR, BX, 4W, STRAIGHT, SHORT LATCH, .125, 30 AVG, 60:40	30
3440-6302	30/HDR, BX, 4W, STRAIGHT, LONG LATCH, .062, 30 AVG, 60:40	30
3440-6303	30/HDR, BX, 4W, STRAIGHT, LONG LATCH, .125, 30 AVG, 60:40	30



3M™ Latch/Ejector Header, .100" x .100", 3 Wall, 34 Position

3M latch/ejector headers are made of polybutylene terephthalate (PBT) with a flammability rating: UL 94V-0. The headers have mounting holes to secure header to the board with shrouded walls to prevent pin damage. Straight or right angle available with optional ejector latches and option of solder or wrap tails.

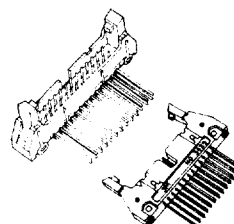
3M Part Number	Description	No. of Contacts
3431-1002	34/HDR, RIGHT ANGLE, NO LATCH, .062, 30 AVG, 60:40	34
3431-1003	34/HDR, RIGHT ANGLE, NO LATCH, .125, 30 AVG, 60:40	34
3431-1202	34/HDR, RIGHT ANGLE, SQ, SHORT LATCH, .062, 30 AVG, 60:40	34
3431-1203	34/HDR, RIGHT ANGLE, SHORT LATCH, .125, 30 AVG, 60:40	34
3431-1302	34/HDR, RIGHT ANGLE, LONG LATCH, .062, 30 AVG, 60:40	34
3431-1303	34/HDR, RIGHT ANGLE, LONG LATCH, .125, 30 AVG, 60:40	34
3431-2002	34/HDR, STRAIGHT, NO LATCH, .062, 30 AVG, 60:40	34
3431-2003	34/HDR, STRAIGHT, NO LATCH, .125, 30 AVG, 60:40	34
3431-2202	34/HDR, STRAIGHT, SHORT LATCH, .062, 30 AVG, 60:40	34
3431-2203	34/HDR, 3 WALL, STRAIGHT, SHORT LATCH, .125, 30 AVG, 60:40	34
3431-2302	34/HDR, STRAIGHT, LONG LATCH, .062", 30 AVG, 60:40 TIN	34
3431-2303	34/HDR, 3 WALL, STRAIGHT, LONG LATCH, .125, 30 AVG, 60:40	34
3431-3005	34/HDR, RIGHT ANGLE, NO LATCH, WRAP TAIL, 30 AVG	34
3431-3205	34/HDR, RIGHT ANGLE, SHORT LATCH, WRAP TAIL, 30 AVG	34
3431-3305	34/HDR, RIGHT ANGLE, LONG LATCH, WRAP TAIL, 30 AVG	34
3431-4005	34/HDR, STRAIGHT, NO LATCH, WRAP TAIL, 30 AVG	34
3431-4205	34/HDR, STRAIGHT, SHORT LATCH, WRAP TAIL, 30 AVG	34
3431-4305	34/HDR, STRAIGHT, LONG LATCH, WRAP TAIL, 30 AVG	34



3M™ Latch/Ejector Header, .100" x .100", 4 Wall, 34 Position

3M latch/ejector headers are made of polybutylene terephthalate (PBT) with a flammability rating: UL 94V-0. The headers have mounting holes to secure header to the board with shrouded walls to prevent pin damage. Straight or right angle available with optional ejector latches and option of solder or wrap tails.

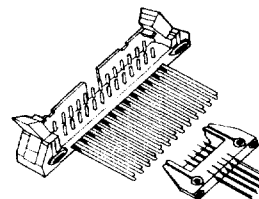
3M Part Number	Description	No. of Contacts
3431-5002	34/HDR, BX, RIGHT ANGLE, NO LATCH .062, 30 AVG, 60:40	34
3431-5003	34/HDR, BX, RIGHT ANGLE, NO LATCH, .125, 30 AVG, 60:40	34
3431-5005	34/HDR, BX, RIGHT ANGLE, NO LATCH, WRAP TAIL, 30 AVG	34
3431-5202	34/HDR, BX, RT ANGLE, SHORT LATCH, .062, 30 AVG, 60:40	34
3431-5203	34/HDR, BX, RT ANGLE, SHORT LATCH, .125, 30 AVG, 60:40	34
3431-5205	34/HDR, BX, RIGHT ANGLE, SHORT LATCH, WRAP TAIL, 30 AVG	34
3431-5302	34/HDR, BX, RT ANGLE, LONG LATCH, .062, 30 AVG, 60:40	34
3431-5303	34/HDR, BX, RT ANGLE, LONG LATCH, .125, 30 AVG, 60:40	34
3431-5305	34/HDR, BX, RT ANGLE, LONG LATCH, WRAP TAIL, 30 AVG	34
3431-5405	34/HDR, BX, RIGHT ANGLE, EJECTOR, WRAP TAIL, 30 AVG	34
3431-6002	34/HDR, BX, STRAIGHT, EJECTOR, .062, 30 AVG, 60:40	34
3431-6003	34/HDR, BX, STRAIGHT, .125, 30 AVG, 60:40	34
3431-6005	34/HDR, BX, STRAIGHT, WRAP TAIL, 30 AVG, 60:40	34
3431-6202	34/HDR, BX, STRAIGHT, SHORT LATCH, .062, 30 AVG, 60:40	34
3431-6203	34/HDR, BX, STRAIGHT, SHORT LATCH, .125, 30 AVG, 60:40	34
3431-6205	34/HDR, BX, STRAIGHT, SHORT LATCH, WRAP TAIL, 30 AVG	34
3431-6302	34/HDR, BX, STRAIGHT, LONG LATCH, .062, 30 AVG, 60:40	34
3431-6303	34/HDR, BX, STRAIGHT, LONG LATCH, .125, 30 AVG, 60:40	34
3431-6305	34/HDR, BX, STRAIGHT, LONG LATCH, WRAP TAIL, 30 AVG	34



3M™ Latch/Ejector Header, .100" x .100", 3 Wall, 40 Position

3M latch/ejector headers are made of polybutylene terephthalate (PBT) with a flammability rating: UL 94V-0. The headers have mounting holes to secure header to the board with shrouded walls to prevent pin damage. Straight or right angle available with optional ejector latches and option of solder or wrap tails.

3M Part Number	Description	No. of Contacts
3432-1002	40/HDR, RIGHT ANGLE, NO LATCH, .062, 30 AVG, 60:40	40
3432-1003	40/HDR, RIGHT ANGLE, NO LATCH, .125, 30 AVG, 60:40	40
3432-1202	40/HDR, RIGHT ANGLE, SHORT LATCH, .062, 30 AVG, 60:40	40
3432-1203	40/HDR, RIGHT ANGLE, SHORT LATCH, .125, 30 AVG, 60:40	40
3432-1302	40/HDR, RIGHT ANGLE, LONG LATCH, .062, 30 AVG, 60:40	40
3432-1303	40/HDR, 3 WALL, RIGHT ANGLE, LONG LATCH, 30 AVG, 60:40	40
3432-2002	40/HDR, STRAIGHT, NO LATCH, .062, 30 AVG, 60:40	40
3432-2003	40/HDR, STRAIGHT, NO LATCH, .125, 30 AVG, 60:40	40
3432-2202	40/HDR, STRAIGHT, SHORT LATCH, .062, 30 AVG, 60:40	40
3432-2203	40/HDR, STRAIGHT, SHORT LATCH, .125, 30 AVG, 60:40	40
3432-2302	40/HDR, STRAIGHT, LONG LATCH, .062, 30 AVG, 60:40	40



Continued Next Page

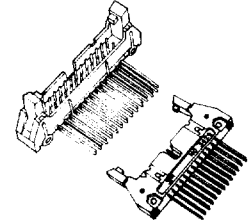
3M™ Latch/Ejector Header, .100" x .100", 3 Wall, 40 Position continued

3M Part Number	Description	No. of Contacts
3432-2303	40/HDR, STRAIGHT, LONG LATCH, .125, 30 AVG, 60:40	40
3432-3005	40/HDR, RIGHT ANGLE, WRAP TAIL, 30 AVG	40
3432-3205	40/HDR, RIGHT ANGLE, SHORT LATCH, WRAP TAIL, 30 AVG	40
3432-3305	40/HDR, RT ANGLE, LONG LATCH, WRAP TAIL, 30 AVG	40
3432-4005	40/HDR, STRAIGHT, NO LATCH, WRAP TAIL, 30 AVG	40
3432-4205	40/HDR, STRAIGHT, SHORT LATCH, WRAP TAIL, 30 AVG	40
3432-4305	40/HDR, STRAIGHT, LONG LATCH, WRAP TAIL, 30 AVG	40

3M™ Latch/Ejector Header, .100" x .100", 4 Wall, 40 Position

3M latch/ejector headers are made of polybutylene terephthalate (PBT) with a flammability rating: UL 94V-0. The headers have mounting holes to secure header to the board with shrouded walls to prevent pin damage. Straight or right angle available with optional ejector latches and option of solder or wrap tails.

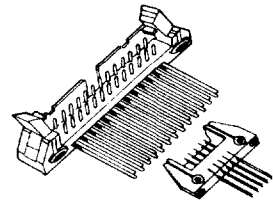
3M Part Number	Description	No. of Contacts
3432-5002	40/HDR, BX, RIGHT ANGLE, .062, 30 AVG, 60:40	40
3432-5003	40/HDR, BX, RIGHT ANGLE, .125, 30 AVG, 60:40	40
3432-5005	40/HDR, BX, RIGHT ANGLE, NO LATCH, WRAP TAIL, 30 AVG	40
3432-5202	40/HDR, BX, RIGHT ANGLE, SHORT LATCH, .062, 30 AVG, 60:40	40
3432-5203	40/HDR, BX, RIGHT ANGLE, SHORT LATCH, .125, 30 AVG, 60:40	40
3432-5205	40/HDR, BX, RIGHT ANGLE, SHORT LATCH, WRAP TAIL, 30 AVG	40
3432-5302	40/HDR, BX, RIGHT ANGLE, LONG LATCH, .062, 30 AVG, 60:40	40
3432-5303	40/HDR, BX, RIGHT ANGLE, LONG LATCH, .125, 30 AVG, 60:40	40
3432-5305	40/HDR, BX, RT ANGLE, LONG LATCH, WRAP TAIL, 30 AVG	40
3432-5405	40/HDR, BX, RIGHT ANGLE, EJECTOR, WRAP TAIL, 30 AVG	40
3432-6002	40/HDR, BX, STRAIGHT, .062, 30 AVG, 60:40	40
3432-6003	40/HDR, BX, STRAIGHT, .125, 30 AVG, 60:40	40
3432-6005	40/HDR, BX, STRAIGHT, NO LATCH, WRAP TAIL, 30 AVG	40
3432-6202	40/HDR, BX, STRAIGHT, SHORT LATCH, .062, 30 AVG, 60:40	40
3432-6203	40/HDR, BX, STRAIGHT, SHORT LATCH, .125, 30 AVG, 60:40	40
3432-6205	40/HDR, BX, STRAIGHT, SHORT LATCH, WRAP TAIL, 30 AVG	40
3432-6302	40/HDR, BX, STRAIGHT, LONG LATCH, .062, 30 AVG, 60:40	40
3432-6303	40/HDR, BX, STRAIGHT, LONG LATCH, .125, 30 AVG, 60:40	40
3432-6305	40/HDR, BX, STRAIGHT, LONG LATCH, WRAP TAIL, 30 AVG	40



3M™ Latch/Ejector Header, .100" x .100", 3 Wall, 50 Position

3M latch/ejector headers are made of polybutylene terephthalate (PBT) with a flammability rating: UL 94V-0. The headers have mounting holes to secure header to the board with shrouded walls to prevent pin damage. Straight or right angle available with optional ejector latches and option of solder or wrap tails.

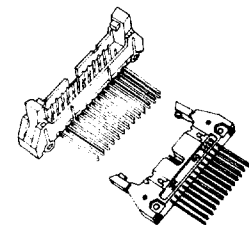
3M Part Number	Description	No. of Contacts
3383-2002	50/HDR, 2 SLOT, STR. ST.112", NO LATCH, 30 AVG, 60:40	50
3433-1002	50/HDR, RIGHT ANGLE, NO LATCH, .062, 30 AVG	50
3433-1003	50/HDR, RIGHT ANGLE, NO LATCH, .125, 30 AVG, 60:40	50
3433-1202	50/HDR, RIGHT ANGLE, SHORT LATCH, .062, 30 AVG, 60:40	50
3433-1203	50/HDR, RIGHT ANGLE, SHORT LATCH, .125, 30 AVG, 60:40	50
3433-1302	50/HDR, RIGHT ANGLE, LONG LATCH, .062, 30 AVG, 60:40	50
3433-1303	50/HDR, RIGHT ANGLE, LONG LATCH, .125, 30 AVG, 60:40	50
3433-2002	50/HDR, STRAIGHT, NO LATCH, .062, 30 AVG, 60:40	50
3433-2003	50/HDR, STRAIGHT, NO LATCH, .125, 30 AVG, 60:40	50
3433-2202	50/HDR, STRAIGHT, SHORT LATCH, .062, 30 AVG, 60:40	50
3433-2203	50/HDR, STRAIGHT, SHORT LATCH, .125, 30 AVG, 60:40	50
3433-2302	50/HDR, STRAIGHT, LONG LATCH, .062, 30 AVG, 60:40	50
3433-2303	50/HDR, STRAIGHT, LONG LATCH, .125, 30 AVG, 60:40	50
3433-2403	50/HDR, STRAIGHT, EJECTOR, .125, 30 AVG, 60:40	50
3433-3005	50/HDR, RIGHT ANGLE, WRAP TAIL, 30 AVG	50
3433-3205	50/HDR, RIGHT ANGLE, SHORT LATCH, WRAP TAIL, 30 AVG	50
3433-3305	50/HDR, RIGHT ANGLE, LONG LATCH, WRAP TAIL, 30 AVG	50
3433-4005	50/HDR, STRAIGHT, NO LATCH, WRAP TAIL, 30 AVG	50
3433-4205	50/HDR, STRAIGHT, SHORT LATCH, WRAP TAIL, 30 AVG	50
3433-4305	50/HDR, STRAIGHT, LONG LATCH, WRAP TAIL, 30 AVG	50



3M™ Latch/Ejector Header, .100" x .100", 4 Wall, 50 Position

3M latch/ejector headers are made of polybutylene terephthalate (PBT) with a flammability rating: UL 94V-0. The headers have mounting holes to secure header to the board with shrouded walls to prevent pin damage. Straight or right angle available with optional ejector latches and option of solder or wrap tails.

3M Part Number	Description	No. of Contacts
3433-5002	50/HDR, BX, RIGHT ANGLE, .062, 30 AVG, 60:40	50
3433-5003	50/HDR, BX, RIGHT ANGLE, .125, 30 AVG, 60:40	50
3433-5005	50/HDR, BX, RIGHT ANGLE, WRAP TAIL, 30 AVG	50
3433-5202	50/HDR, BX, RT ANGLE, SHORT LATCH, .062, 30 AVG, 60:40	50
3433-5203	50/HDR, BX, RT ANGLE, SHORT LATCH, .125, 30 AVG, 60:40	50
3433-5205	50/HDR, BX, RT ANGLE, SHORT LATCH, WRAP TAIL, 30 AVG	50
3433-5302	50/HDR, BX, RT ANGLE, LONG LATCH, .062, 30 AVG, 60:40	50
3433-5303	50/HDR, BX, RT ANGLE, LONG LATCH, .125, 30 AVG, 60:40	50
3433-5305	50/HDR, BX, RT ANGLE, LONG LATCH, WRAP TAIL, 30 AVG	50
3433-6002	50/HDR, BX, STRAIGHT, .062, 30 AVG, 60:40	50
3433-6003	50/HDR, BX, STRAIGHT, .125, 30 AVG, 60:40	50
3433-6005	50/HDR, BX, STRAIGHT, WRAP TAIL, 30 AVG	50
3433-6202	50/HDR, BX, STRAIGHT, SHORT LATCH, .062, 30 AVG, 60:40	50
3433-6203	50/HDR, BX, STRAIGHT, SHORT LATCH, .125, 30 AVG, 60:40	50
3433-6205	50/HDR, BX, STRAIGHT, SHORT LATCH, WRAP TAIL, 30 AVG	50
3433-6302	50/HDR, BX, STRAIGHT, LONG LATCH, .062, 30 AVG, 60:40	50
3433-6303	50/HDR, BX, STRAIGHT, LONG LATCH, .125, 30 AVG, 60:40	50
3433-6305	50/HDR, BX, STRAIGHT, LONG LATCH, WRAP TAIL, 30 AVG	50

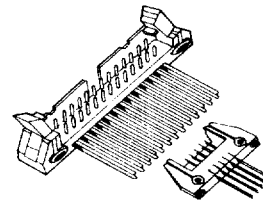


3M™ Connectors Headers

3M™ Latch/Ejector Header, .100" x .100", 3 Wall, 60 Position

3M latch/ejector headers are made of polybutylene terephthalate (PBT) with a flammability rating: UL 94V-0. The headers have mounting holes to secure header to the board with shrouded walls to prevent pin damage. Straight or right angle available with optional ejector latches and option of solder or wrap tails.

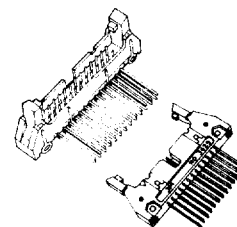
3M Part Number	Description	No. of Contacts
3372-1002	60/HDR, 3 WALL, RIGHT ANGLE, NO LATCH, .062, 30 AVG, 60:40	60
3372-1003	60/HDR, 3 WALL, RIGHT ANGLE, NO LATCH, .125, 30 AVG, 60:40	60
3372-1202	60/HDR, 3 WALL, RIGHT ANGLE, SHORT LATCH, .062, 30 AVG, 60:40	60
3372-1203	60/HDR, 3 WALL, RT ANGLE, SHORT LATCH, .125, 30 AVG, 60:40	60
3372-1302	60/HDR, 3 WALL, RT ANGLE, LONG LATCH, .062, 30 AVG, 60:40	60
3372-1303	60/HDR, 3 WALL, RT ANGLE, LONG LATCH, .125, 30 AVG, 60:40	60
3372-2002	60/HDR, 3 WALL, STRAIGHT, NO LATCH, .062, 30 AVG, 60:40	60
3372-2003	60/HDR, 3 WALL, STRAIGHT, NO LATCH, .125, 30 AVG, 60:40	60
3372-2202	60/HDR, 3 WALL, STRAIGHT, SHORT LATCH, .062, 30 AVG, 60:40	60
3372-2203	60/HDR, 3 WALL, STRAIGHT, SHORT LATCH, .125, 30 AVG, 60:40	60
3372-2302	60/HDR, 3 WALL, STRAIGHT, LONG LATCH, .062, 30 AVG, 60:40	60
3372-2303	60/HDR, 3 WALL, STRAIGHT, LONG LATCH, .125, 30 AVG, 60:40	60
3372-3005	60/HDR, RIGHT ANGLE, NO LATCH, WRAP TAIL, 30 AVG	60
3372-3205	60/HDR, RIGHT ANGLE, SHORT LATCH, WRAP TAIL, 30 AVG	60
3372-3305	60/HDR, RIGHT ANGLE, LONG LATCH, WRAP TAIL, 30 AVG	60
3372-4005	60/HDR, NO LATCH, WRAP TAIL, 30 AVG	60
3372-4305	60/HDR, LONG LATCH, WRAP TAIL, 30 AVG	60



3M™ Latch/Ejector Header, .100" x .100", 4 Wall, 60 Position

3M latch/ejector headers are made of polybutylene terephthalate (PBT) with a flammability rating: UL 94V-0. The headers have mounting holes to secure header to the board with shrouded walls to prevent pin damage. Straight or right angle available with optional ejector latches and option of solder or wrap tails.

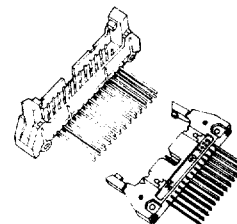
3M Part Number	Description	No. of Contacts
3372-5002	60/HDR, BX, RIGHT ANGLE, NO LATCH, .062, 30 AVG, 60:40	60
3372-5003	60/HDR, BX, RIGHT ANGLE, NO LATCH, .125, 30 AVG, 60:40	60
3372-5005	60/HDR, BX, RIGHT ANGLE, NO LATCH, WRAP TAIL, 30 AVG	60
3372-5202	60/HDR, BX, RIGHT ANGLE, SHORT LATCH, .062, 30 AVG, 60:40	60
3372-5203	60/HDR, BX, RIGHT ANGLE, SHORT LATCH, .125, 30 AVG, 60:40	60
3372-5205	60/HDR, BX, RIGHT ANGLE, SHORT LATCH, WRAP TAIL, 30 AVG	60
3372-5302	60/HDR, BX, RIGHT ANGLE, LONG LATCH, .062, 30 AVG, 60:40	60
3372-5303	60/HDR, BX, RIGHT ANGLE, LONG LATCH, .125, 30 AVG, 60:40	60
3372-5305	60/HDR, BX, RIGHT ANGLE, LONG LATCH, WRAP TAIL, 30 AVG	60
3372-6002	60/HDR, BX, STRAIGHT, NO LATCH, .062, 30 AVG, 60:40	60
3372-6003	60/HDR, BX, STRAIGHT, NO LATCH, .125, 30 AVG, 60:40	60
3372-6005	60/HDR, BX, STRAIGHT, NO LATCH, WRAP TAIL, 30 AVG	60
3372-6202	60/HDR, BX, STRAIGHT, SHORT LATCH, .062, 30 AVG, 60:40	60
3372-6203	60/HDR, BX, STRAIGHT, SHORT LATCH, .125, 30 AVG, 60:40	60
3372-6205	60/HDR, BX, STRAIGHT, SHORT LATCH, WRAP TAIL, 30 AVG	60
3372-6302	60/HDR, BX, STRAIGHT, LONG LATCH, .062, 30 AVG, 60:40	60
3372-6303	60/HDR, BX, STRAIGHT, LONG LATCH, .125, 30 AVG, 60:40	60
3372-6305	60/HDR, BX, STRAIGHT, LONG LATCH, WRAP TAIL, 30 AVG	60



3M™ Latch/Ejector Header, .100" x .100", 4 Wall, 64 Position

64 position straight or right angle header with 4 walls. 3M headers are made of glass reinforced polyester with a flammability rating: UL 94V-0. Copper alloy contacts are gold plated with tin-lead on the solder tails. Shrouded to prevent pin damage.

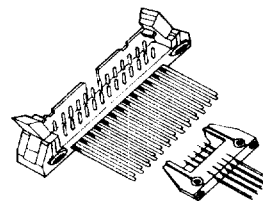
3M Part Number	Description	No. of Contacts
3764-5002	64/HDR, BX, RIGHT ANGLE, NO LATCH, .062, 30 AVG, 60:40	64
3764-5003	64/HDR, BX, RIGHT ANGLE, NO LATCH, .125, 30 AVG, 60:40	64
3764-5005	64/HDR, BX, NO LATCH, RIGHT ANGLE, WRAP TAIL, 30 AVG	64
3764-5202	64/HDR, BX, RIGHT ANGLE, SHORT LATCH, .062, 30 AVG, 60:40	64
3764-5205	64/HDR, BX, SHORT LATCH, RIGHT ANGLE, WRAP TAIL, 30 AVG	64
3764-5302	64/HDR, BX, RIGHT ANGLE, LONG LATCH, .062, 30 AVG, 60:40	64
3764-5303	64/HDR, BX, RIGHT ANGLE, LONG LATCH, .125, 30 AVG, 60:40	64
3764-5305	64/HDR, BX, LONG LATCH, RIGHT ANGLE, WRAP TAIL, 30 AVG	64
3764-6002	64/HDR, BX, STRAIGHT, NO LATCH, .062, 30 AVG, 60:40	64
3764-6003	64/HDR, BX, STRAIGHT, NO LATCH, .125, 30 AVG, 60:40	64
3764-6005	64/HDR, BX, NO LATCH, STRAIGHT, WRAP TAIL, 30 AVG	64
3764-6202	64/HDR, BX, STRAIGHT, SHORT LATCH, .062, 30 AVG, 60:40	64
3764-6205	64/HDR, BX, SHORT LATCH, STRAIGHT, WRAP TAIL, 30 AVG	64
3764-6302	64/HDR, BX, STRAIGHT, LONG LATCH, .062, 30 AVG, 60:40	64
3764-6303	64/HDR, BX, STRAIGHT, LONG LATCH, .125, 30 AVG, 60:40	64
3764-6305	64/HDR, BX, LONG LATCH, STRAIGHT, WRAP TAIL, 30 AVG	64



3M™ Condo Header, .100" x .100" Right Angle, 3 & 4 Wall

Condo right angle headers are made of polybutylene terephthalate (PBT) with a flammability rating: UL 94V-0. Copper nickel contacts with tin-lead solder tails. Walls are shrouded to prevent pin damage.

3M Part Number	Description	No. of Contacts
3314-L003UB	14/STKD, 4 WALL CONDO, NO LATCH, .155, 30 AVG, 60:40	14
3314-L303UB	14/STKD, 4 WALL CONDO, LONG LATCH, .155, 30 AVG, 60:40	14
3372-D002	60/STKD 3 WALL, CONDO, NO LATCH, .112, 30 AVG, 60:40	60
3372-D202	60/STKD, 3 WALL, CONDO, SHORT LATCH, .112, 30 AVG, 60:40	60
3372-D303UB	60/STKD, 3 WALL, CONDO, LONG LATCH, .155, 30 AVG, 60:40	60
3372-L003	60/STKD 4 WALL, NO LATCH, .155, 30 AVG, 60:40	60
3372-L203	60/STKD, 4 WALL, SHORT LATCH, .155, 30 AVG, 60:40	60
3372-L303	60/STKD 4 WALL, LONG LATCH, .155, 30 AVG, 60:40	60
3408-D202	16/STKD 3 WALL, SHORT LATCH, .112, 30 AVG, 60:40	16
3408-D303UB	16/STKD, 3 WALL CONDO, LONG LATCH, .155, 30 AVG, 60:40	16
3408-L303	16/STKD 4 WALL, LONG LATCH, .155, 30 AVG, 60:40	16
3428-D303UB	20/STKD, 3 WALL CONDO, LONG LATCH, .155, 30 AVG, 60:40	20
3428-L302	20/STKD 4 WALL, LONG LATCH, .112, 30 AVG, 60:40	20




Continued Next Page

3M™ Condo Header, .100" x .100" Right Angle, 3 & 4 Wall continued

3M Part Number	Description	No. of Contacts
3428-L303	20/STKD, 4 WALL, LONG LATCH, .155, 30 AVG, 60:40	20
3429-D202	26/STKD, 3 WALL, SHORT LATCH, .112, 30 AVG, 60:40)	26
3429-D302	26/STKD, 3 WALL CONDO, LONG LATCH, .112, 30 AVG, 60:40	26
3429-D303UB	26/STD, 3 WALL CONDO, LONG LATCH, .155, 30 AVG, 60:40	26
3429-L003UB	26/STKD, 4 WALL CONDO, NO LATCH, .155, 30 AVG, 60:40	26
3429-L203	26/STKD 4 WALL, SHORT LATCH, .155, 30 AVG, 60:40	26
3429-L302	26/STKD 4 WALL, LONG LATCH, .112, 30 AVG, 60:40	26
3429-L303	26/STKD 4 WALL, LONG LATCH, .155, 30 AVG, 60:40	26
3431-D002	34/STKD/HDR, 3W, CONDO, NO LATCH, .112, 30 AVG, 60:40	34
3431-D303UB	34/STKD/HDR, 3W, CONDO, LONG LATCH, .155, 30 AVG, 60:40	34
3431-L203UB	34/STKD/HDR, 4W, CONDO, SHORT LATCH, .155, 30 AVG, 60:40	34
3431-L303	34/STKD/HDR, 4W, LONG LATCH, 30 AUM, .155, 30 AVG, 60:40	34
3432-D202	40/STKD 3 WALL, SHORT LATCH, .112, 30 AVG, 60:40	40
3432-D302	40/STKD, 3 WALL CONDO, LONG LATCH, .112, 30 AVG, 60:40	40
3432-D303	40/STKD, 3 WALL, LONG LATCH, .155, 30AVG, 60:40	40
3432-L203	40/STKD, SHORT LATCH, .155, 30 AVG, 60:40	40
3432-L303	40/STKD, 4 WALL, LONG LATCH, .155, 30 AVG, 60:40	40
3433-D203	50/STKD 3 WALL, SHORT LATCH, .155, 30 AVG, 60:40	50
3433-D303	50/STKD, 3 WALL, LONG LATCH, .155, 30 AVG, 60:40	50
3433-L002	50/STKD 4 WALL, NO LATCH, .112, 30 AVG, 60:40	50
3433-L003	50/STKD 4 WALL, .155, 30 AVG, 60:40	50
3433-L202	50/STKD 4 WALL, SHORT LATCH, .112, 30 AVG, 60:40	50
3433-L203	50/STKD 4 WALL, SHORT LATCH, .155, 30 AVG, 60:40	50
3433-L302	50/STKD, 4 WALL, LONG LATCH, .112, 30 AVG, 60:40	50
3433-L303	50/STKD 4 WALL, LONG LATCH, .155, 30 AVG, 60:40	50
3440-L003	30/STKD, 4 WALL, NO LATCH, 30AU, .155	30
3764-L303	64/STKD 4 WALL, LONG LATCH, .155, 30 AVG, 60:40	64

3M PART NUMBER SYSTEM for Headers (L/E Pinless)

The following chart is provided to verify the 3M Part Number you have chosen. This chart is provided for information only. Please refer to the tables for the available 3M products.



Example:

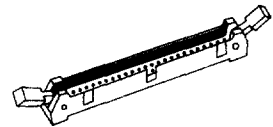
PART NUMBER	DESCRIPTION
6450-9300	50/PINLESS HDR/BDX/STR/LL/BODY ONLY

50 position, straight long latch/ejector pinless header body

3M™ Latch/Ejector Pinless Header, .100" x .100"

Straight pinless header with shroud to prevent damage to pins. Mounting holes provided to secure header to board and height allows space for one layer of wire wrap.

3M Part Number	Description	No. of Contacts
6420-9000P	20/PINLESS HDR, BX, STRAIGHT, BODY ONLY	20
6426-9000P	26/PINLESS HDR, BX, STRAIGHT, BODY ONLY	26
6426-9200P	26/PINLESS HDR, BX, STRAIGHT, SHORT LATCH, BODY ONLY	26
6426-9300P	26/PINLESS HDR, BX, STRAIGHT, LONG LATCH, BODY ONLY	26
6434-9000P	34/PINLESS HDR, BX, STRAIGHT, BODY ONLY	34
6434-9200P	34/PINLESS HDR, BX, STRAIGHT, SHORT LATCH, BODY ONLY	34
6434-9300P	34/PINLESS HDR, BX, STRAIGHT, LONG LATCH, BODY ONLY	34
6440-9000P	40/PINLESS HDR, BX, STRAIGHT, BODY ONLY	40
6440-9200P	40/PINLESS HDR, BX, STRAIGHT, SHORT LATCH, BODY ONLY	40
6440-9300P	40/PINLESS HDR, BX, STRAIGHT, LONG LATCH, BODY ONLY	40
6450-9000P	50/PINLESS HDR, BX, STRAIGHT, BODY ONLY	50
6450-9200P	50/PINLESS HDR, BX, STRAIGHT, SHORT LATCH, BODY ONLY	50
6450-9300P	50/PINLESS HDR, BX, STRAIGHT, LONG LATCH, BODY ONLY	50
6450-9400P	50/PINLESS HDR, BX, STRAIGHT, EJECTOR, BODY ONLY	50



3M™ Header Clips

Header Clips snap on to the opposing corners of the socket for retention to pins.


3M Part Number	Description
3505-2	SHORT LATCH/EJECTOR W/RETAINER CLIP (CLICK HDR)
3505-3	LARGE LATCH/EJECTOR W/RETAINER CLIP (CLICK HDR W/PINS)
3505-4	EJECTOR CLIP (CLICK HEADER)
3505-6	LATCH (PLUG CONNECTOR)
3505-62	50 POS BRACKET KIT ONLY/FOR D-SUB JSHELL

3M™ Connectors Plugs

3M™ Socket Retainer Clips

Retainer Clips snap on to the opposing corners of the socket for retention to pins.

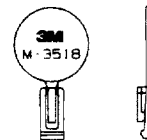
3M Part Number	Description
3505-8010	SHORT RETAINER CLIP (3591 LOW PROFILE HEADER)
3505-8014	SHORT RETAINER CLIP (3598 LOW PROFILE HEADER)
3505-8016	SHORT RETAINER CLIP (3599 LOW PROFILE HEADER)
3505-8020	SHORT RETAINER CLIP (3592 LOW PROFILE HEADER)
3505-8024	SHORT RETAINER CLIP (3589 LOW PROFILE HEADER)
3505-8026	SHORT RETAINER CLIP (3593 LOW PROFILE HEADER)
3505-8030	SHORT RETAINER CLIP (3531 LOW PROFILE HEADER)
3505-8034	SHORT RETAINER CLIP (3594 LOW PROFILE HEADER)
3505-8040	SHORT RETAINER CLIP (3595 LOW PROFILE HEADER)
3505-8050	SHORT RETAINER CLIP (3596 LOW PROFILE HEADER)
3505-8060	SHORT RETAINER CLIP (3597 LOW PROFILE HEADER)
3505-8064	SHORT RETAINER CLIP (3649 LOW PROFILE HEADER)
3505-8110	LONG RETAINER CLIP (3591 LOW PROFILE HEADER)
3505-8114	LONG RETAINER CLIP (3598 LOW PROFILE HEADER)
3505-8116	LONG RETAINER CLIP (3599 LOW PROFILE HEADER)
3505-8120	LONG RETAINER CLIP (3592 LOW PROFILE HEADER)
3505-8124	LONG RETAINER CLIP (3589 LOW PROFILE HEADER)
3505-8126	LONG RETAINER CLIP (3593 LOW PROFILE HEADER)
3505-8130	LONG RETAINER CLIP (3531 LOW PROFILE HEADER)
3505-8134	LONG RETAINER CLIP (3594 LOW PROFILE HEADER)
3505-8140	LONG RETAINER CLIP (3595 LOW PROFILE HEADER)
3505-8150	LONG RETAINER CLIP (3596 LOW PROFILE HEADER)
3505-8160	LONG RETAINER CLIP (3597 LOW PROFILE HEADER)
3505-8164	LONG RETAINER CLIP (3649 LOW PROFILE HEADER)



3M™ Polarizing Key

The 3518 Series Polarizing Key is used to prevent an incorrect hookup.

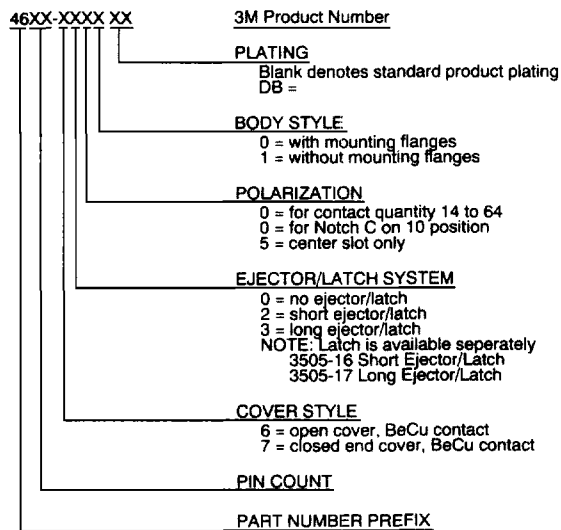
3M Part Number	Description
3518	POLARIZING KEY
M3518	POLARIZINGKEY (MODIFIED) MILITARY



Plugs

3M PART NUMBER SYSTEM for Plugs

The following chart is provided to verify the 3M Part Number you have chosen. This chart is provided for information only. Please refer to the tables for the available 3M products.



Example:

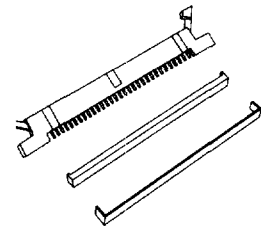
PART NUMBER	DESCRIPTION
4616-7001	16/PG/CL/BEUC/NFLNG

16 position, plug connector, closed cover, BeCu contact, no flange

3M™ Plug Connector, .100" x .100", 10 Position

10 position plug connector available with center bump for polarization, or optional mounting flanges and ejector latches. Made of polybutylene terephthalate (PBT) with a flammability rating: UL 94V-0. Connector accommodates 26-28 AWG, solid or stranded, or 30 AWG wire.

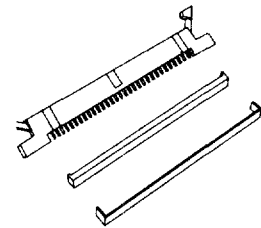
3M Part Number	Description	No. of Contacts
4610-6000	10/PG, OPEN, BECU, MOUNTING FLANGE	10
4610-6001	10/PG, OPEN, BECU, NO FLANGE	10
4610-6050	10/PG, BECU, SHORT LATCH, MOUNTING FLANGE	10
4610-6051	10/PG, OPEN, BECU, SHORT LATCH, NO FLANGE	10
4610-6200	10/PG, OPEN, BECU, SHORT LATCH, MOUNTING FLANGE	10
4610-6201	10/PG, OPEN, BECU, SHORT LATCH, NO FLANGE, 30 AVG	10
4610-6250	10/PG, OPEN, BECU, SHORT LATCH, SHORT LATCH, MOUNTING FLANGE	10
4610-6251	10/PG, OPEN, BECU, SHORT LATCH, CSL, NO FLANGE, 30 AVG	10
4610-6300	10/PG, OPEN, BECU, LONG LATCH, MOUNTING FLANGE	10
4610-6301	10/PG, OPEN, BECU, LONG LATCH, NO FLANGE, 30 AVG	10
4610-6350	10/PG, OPEN, BECU, LONG LATCH, SHORT LATCH, MOUNTING FLANGE	10
4610-6351	10/PG, OPEN, BECU, LONG LATCH, CSL, NO FLANGE, 30 AVG	10
4610-7000	10/PG, CLOSED, BECU, MOUNTING FLANGE	10
4610-7001	10/PG, CLOSED, BECU, NO MOUNTING FLANGE	10
4610-7050	10/PG, CLOSED, BECU, SHORT LATCH, MOUNTING FLANGE	10
4610-7051	10/PG, CLOSED, BECU, SHORT LATCH, NO MOUNTING FLANGE	10
4610-7200	10/PG, CLOSED, BECU, SHORT LATCH, FLANGE, 30 AVG	10
4610-7201	10/PG, CLOSED, BECU, SHORT LATCH, NO FLANGE, 30 AVG	10
4610-7250	10/PG, CLOSED, BECU, SHORT LATCH, CSL, FLANGE, 30 AVG	10
4610-7251	10/PG, CLOSED, BECU, SHORT LATCH, CS, NO FLANGE, 30 AVG	10
4610-7300	10/PG, CLOSED, BECU, LONG LATCH, FLANGE, 30 AVG	10
4610-7301	10/PG, CLOSED, BECU, LONG LATCH, NO FLANGE, 30 AVG	10
4610-7350	10/PG, CLOSED, BECU, LONG LATCH, CSL, FLANGE, 30 AVG	10
4610-7351	10/PG, CLOSED, BECU, LONG LATCH, CS, NO FLANGE, 30 AVG	10



3M™ Plug Connector, .100" x .100", 14 Position

14 position plug connector available with center bump for polarization, or optional mounting flanges and ejector latches. Made of polybutylene terephthalate (PBT) with flammability rating: UL 94-V0. Connector accommodates 26-28 AWG, solid or stranded, or 30 AWG wire.

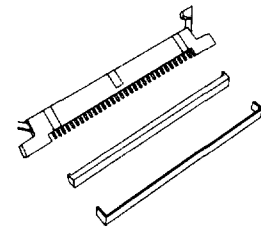
3M Part Number	Description	No. of Contacts
4614-6000	14/PG, OPEN, BECU, MOUNTING FLANGE	14
4614-6001	14/PG, OPEN, BECU, NO FLANGE	14
4614-6200	14/PG, OPEN, BECU, SHORT LATCH, BECU, MOUNTING FLANGE	14
4614-6201	14/PG, OPEN, BECU, SHORT LATCH, NO FLANGE, 30 AVG	14
4614-6300	14/PG, OPEN, BECU, LONG LATCH, BECU, MOUNTING FLANGE	14
4614-6301	14/PG, OPEN, BECU, LONG LATCH, NO FLANGE, 30 AVG	14
4614-7000	14/PG, CLOSED, BECU, MOUNTING FLANGE	14
4614-7001	14/PG, CLOSED, BECU, NO FLANGE	14
4614-7200	14/PG, CLOSED, BECU, SHORT LATCH, FLANGE, 30 AVG	14
4614-7201	14/PG, CLOSED, BECU, SHORT LATCH, NO FLANGE, 30 AVG	14
4614-7300	14/PG, CLOSED, BECU, LONG LATCH, FLANGE, 30 AVG	14
4614-7301	14/PG, CLOSED, BECU, LONG LATCH, NO FLANGE, 30 AVG	14



3M™ Plug Connector, .100" x .100", 16 Position

16 position plug connector available with center bump for polarization, or optional mounting flanges and ejector latches. Made of polybutylene terephthalate (PBT) with a flammability rating: UL 94-V0. Connector accommodates 26-28 AWG, solid or stranded, or 30 AWG wire.

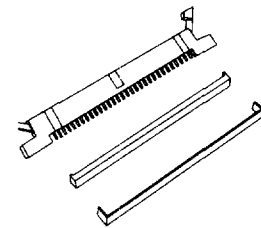
3M Part Number	Description	No. of Contacts
4616-6000	16/PG, OPEN, BECU, MOUNTING FLANGE	16
4616-6001	16/PG, OPEN, BECU, NO MOUNTING FLANGE	16
4616-6200	16/PG, OPEN, BECU, SHORT LATCH, MOUNTING FLANGE	16
4616-6201	16/PG, OPEN, BECU, SHORT LATCH, NO FLANGE, 30 AVG	16
4616-6300	16/PG, OPEN, BECU, LONG LATCH, MOUNTING FLANGE	16
4616-6301	16/PG, OPEN, BECU, LONG LATCH, NO FLANGE, 30 AVG	16
4616-7000	16/PG, CLOSED, BECU, MOUNTING FLANGE	16
4616-7001	16/PG, CLOSED, BECU, NO FLANGE	16
4616-7200	16/PG, CLOSED, BECU, SHORT LATCH, FLANGE, 30 AVG	16
4616-7201	16/PG, CLOSED, BECU, SHORT LATCH, NO FLANGE, 30 AVG	16
4616-7300	16/PG, CLOSED, BECU, LONG LATCH, FLANGE, 30 AVG	16
4616-7301	16/PG, CLOSED, BECU, LONG LATCH, NO FLANGE, 30 AVG	16



3M™ Plug Connector, .100" x .100", 20 Position

20 position plug connector available with center bump for polarization, or with optional mounting flanges and ejector latches. Made of polybutylene terephthalate (PBT) with flammability rating: UL 94-V0. Connector accommodates 26-28 AWG, solid or stranded, or 30 AWG wire.

3M Part Number	Description	No. of Contacts
4620-6000	20/PG, OPEN, BECU, MOUNTING FLANGE	20
4620-6001	20/PG, OPEN, BECU, NO MOUNTING FLANGE	20
4620-6200	20/PG, OPEN, SHORT LATCH, MOUNTING FLANGE	20
4620-6201	20/PG, OPEN, BECU, SHORT LATCH, NFLANGE, 30 AVG	20
4620-6300	20/PG, OPEN, BECU, MOUNTING FLANGE, LONG LATCH	20
4620-6301	20/PG, OPEN, BECU, LONG LATCH, NO FLANGE, 30 AVG	20
4620-7000	20/PG, CLOSED, BECU, MOUNTING FLANGE	20
4620-7001	20/PG, CLOSED, BECU, NO FLANGE	20
4620-7005	20/PG, CLOSED, BECU, THD INS, FLANGE	20
4620-7200	20/PG, CLOSED, BECU, SHORT LATCH, FLANGE, 30 AVG	20
4620-7201	20/PG, CLOSED, BECU, SHORT LATCH, NO FLANGE, 30 AVG	20
4620-7300	20/PG, CLOSED, BECU, LONG LATCH, FLANGE, 30 AVG	20
4620-7301	20/PG, CLOSED, BECU, LONG LATCH, NO FLANGE, 30 AVG	20

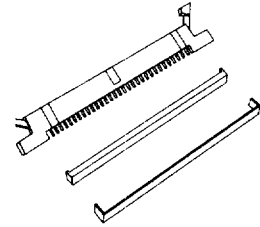


3M™ Connectors Plugs

3M™ Plug Connector, .100" x .100", 24 Position

24 position plug connector available with center bump for polarization, or optional mounting flanges and ejector latches. Made of polybutylene terephthalate (PBT) with flammability rating: UL 94V-0. Connector accommodates 26-28 AWG, solid or stranded, or 30 AWG wire.

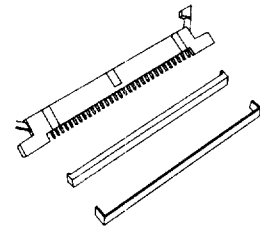
3M Part Number	Description	No. of Contacts
4624-6000	24/PG, OPEN, BECU, MOUNTING FLANGE	24
4624-6001	24/PG, OPEN, BECU, NO FLANGE	24
4624-6200	24/PG, OPEN, BECU, SHORT LATCH, MOUNTING FLANGE	24
4624-6201	24/PG, OPEN, BECU, SHORT LATCH, NO FLANGE, 30 AVG	24
4624-6300	24/PG, OPEN, BECU, LONG LATCH, MOUNTING FLANGE	24
4624-6301	24/PG, OPEN, BECU, LONG LATCH, NO FLANGE, 30 AVG	24
4624-7000	24/PG, CLOSED, BECU, MOUNTING FLANGE	24
4624-7001	24/PG, CLOSED, BECU, NO FLANGE	24
4624-7200	24/PG, CLOSED, BECU, SHORT LATCH, FLANGE, 30 AVG	24
4624-7201	24/PG, CLOSED, BECU, SHORT LATCH, NO FLANGE, 30 AVG	24
4624-7300	24/PG, CLOSED, BECU, LONG LATCH, FLANGE, 30 AVG	24
4624-7301	24/PG, CLOSED, BECU, LONG LATCH, NO FLANGE, 30 AVG	24



3M™ Plug Connector, .100" x .100", 26 Position

26 position plug connector available with center bump for polarization, or with optional mounting flanges and ejector latches. Made of polybutylene terephthalate (PBT) with flammability rating: UL 94V-0. Connector accommodates 26-28 AWG, solid or stranded, or 30 AWG wire.

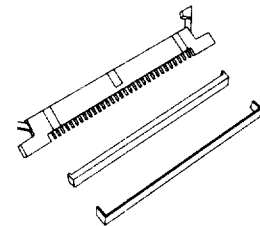
3M Part Number	Description	No. of Contacts
4626-6000	26/PG, OPEN, BECU, MOUNTING FLANGE	26
4626-6001	26/PG, OPEN, BECU, NO FLANGE	26
4626-6200	26/PG, OPEN, BECU, SHORT LATCH, MOUNTING FLANGE	26
4626-6201	26/PG, OPEN, BECU, SHORT LATCH, NO FLANGE, 30 AVG	26
4626-6300	26/PG, OPEN, BECU, LONG LATCH, MOUNTING FLANGE	26
4626-6301	26/PG, OPEN, BECU, LONG LATCH, NO FLANGE, 30 AVG	26
4626-7000	26/PG, CLOSED, BECU, MOUNTING FLANGE	26
4626-7001	26/PG, CLOSED, BECU, NO FLANGE	26
4626-7200	26/PG, CLOSED, BECU, SHORT LATCH, FLANGE, 30 AVG	26
4626-7201	26/PG, CLOSED, BECU, SHORT LATCH, NO FLANGE, 30 AVG	26
4626-7300	26/PG, CLOSED, BECU, LONG LATCH, FLANGE, 30 AVG	26
4626-7301	26/PG, CLOSED, BECU, LONG LATCH, NO FLANGE, 30 AVG	26



3M™ Plug Connector, .100" x .100", 30 Position

30 position plug connector available with center bump for polarization, or with optional mounting flanges and ejector latches. Made of polybutylene terephthalate (PBT) with flammability rating: UL 94V-0. Connector accommodates 26-28 AWG, solid or stranded, or 30 AWG wire.

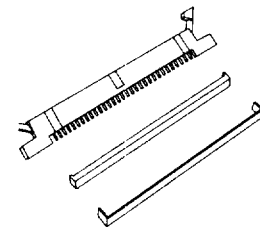
3M Part Number	Description	No. of Contacts
4630-6000	30/PG, OPEN, BECU, MOUNTING FLANGE	30
4630-6001	30/PG, OPEN, BECU, NO FLANGE	30
4630-6200	30/PG, OPEN, BECU, SHORT LATCH, MOUNTING FLANGE	30
4630-6201	30/PG, OPEN, BECU, SHORT LATCH, NO FLANGE, 30 AVG	30
4630-6300	30/PG, OPEN, BECU, LONG LATCH, MOUNTING FLANGE	30
4630-6301	30/PG, OPEN, BECU, LONG LATCH, NO FLANGE, 30 AVG	30
4630-7000	30/PG, CLOSED, BECU, MOUNTING FLANGE	30
4630-7001	30/PG, CLOSED, BECU, NO FLANGE	30
4630-7200	30/PG, CLOSED, BECU, SHORT LATCH, FLANGE, 30 AVG	30
4630-7201	30/PG, CLOSED, BECU, SHORT LATCH, NO FLANGE, 30 AVG	30
4630-7300	30/PG, CLOSED, BECU, LONG LATCH, FLANGE, 30 AVG	30
4630-7301	30/PG, CLOSED, BECU, LONG LATCH, NO FLANGE, 30 AVG	30



3M™ Plug Connector, .100" x .100", 34 Position

34 position plug connector available with center bump for polarization, or with optional mounting flanges and ejector latches. Made of polybutylene terephthalate (PBT) with flammability rating: UL 94V-0. Connector accommodates 26-28 AWG, solid or stranded, or 30 AWG wire.

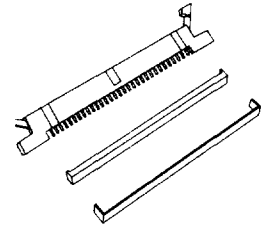
3M Part Number	Description	No. of Contacts
4634-6000	34/PG, OPEN, BECU, MOUNTING FLANGE	34
4634-6001	34/PG, OPEN, BECU, NO FLANGE	34
4634-6200	34/PG, OPEN, BECU, SHORT LATCH, MOUNTING FLANGE	34
4634-6201	34/PG, OPEN, BECU, SHORT LATCH, NO FLANGE, 30 AVG	34
4634-6300	34/PG, OPEN, BECU, LONG LATCH, MOUNTING FLANGE	34
4634-6301	34/PG, OPEN, BECU, LONG LATCH, NO FLANGE, 30 AVG	34
4634-7000	34/PG, CLOSED, BECU, MOUNTING FLANGE	34
4634-7001	34/PG, CLOSED, BECU, NO FLANGE	34
4634-7200	34/PG, CLOSED, BECU, SHORT LATCH, FLANGE, 30 AVG	34
4634-7201	34/PG, CLOSED, BECU, SHORT LATCH, NO FLANGE, 30 AVG	34
4634-7300	34/PG, CLOSED, BECU, LONG LATCH, FLANGE, 30 AVG	34
4634-7301	34/PG, CLOSED, BECU, LONG LATCH, NO FLANGE, 30 AVG	34



3M™ Plug Connector, .100" x .100", 36 Position

36 position plug connector available with center bump for polarization, or with optional mounting flanges and ejector latches. Made of polybutylene terephthalate (PBT) with flammability rating: UL 94V-0. Connector accommodates 26-28 AWG, solid or stranded, or 30 AWG wire.

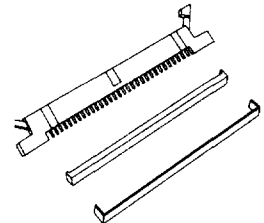
3M Part Number	Description	No. of Contacts
4636-6000	36/PG, OPEN, BECU, MOUNTING FLANGE	36
4636-6001	36/PG, OPEN, BECU, NO FLANGE	36
4636-6200	36/PG, OPEN, BECU, SHORT LATCH, MOUNTING FLANGE	36
4636-6201	36/PG, OPEN, BECU, SHORT LATCH, NO FLANGE, 30 AVG	36
4636-6300	36/PG, OPEN, BECU, LONG LATCH, MOUNTING FLANGE	36
4636-6301	36/PG, OPEN, BECU, LONG LATCH, NO FLANGE, 30 AVG	36
4636-7000	36/PG, CLOSED, BECU, MOUNTING FLANGE	36
4636-7001	36/PG, CLOSED, BECU, NO FLANGE	36
4636-7200	36/PG, CLOSED, BECU, LONG LATCH, FLANGE, 30 AVG	36
4636-7200 (SL)	36/PG, CLOSED, BECU, SHORT LATCH, FLANGE, 30 AVG	36
4636-7201	36/PG, CLOSED, BECU, SHORT LATCH, NO FLANGE, 30 AVG	36
4636-7300	36/PG/CL/BECU/LL/FLNG/30AVG	36
4636-7301	36/PG, CLOSED, BECU, LONG LATCH, NO FLANGE, 30 AVG	36



3M™ Plug Connector, .100" x .100", 40 Position

40 position plug connector available with center bump for polarization, or with optional mounting flanges and ejector latches. Made of polybutylene terephthalate (PBT) with flammability rating: UL 94V-0. Connector accommodates 26-28 AWG, solid or stranded, or 30 AWG wire.

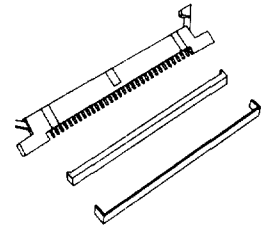
3M Part Number	Description	No. of Contacts
4640-6000	40/PG, OPEN, BECU, MOUNTING FLANGE	40
4640-6001	40/PG, OPEN, BECU, NO FLANGE	40
4640-6200	40/PG, OPEN, BECU, SHORT LATCH, MOUNTING FLANGE	40
4640-6201	40/PG, OPEN, BECU, SHORT LATCH, NO FLANGE, 30 AVG	40
4640-6300	40/PG, OPEN, BECU, LONG LATCH, MOUNTING FLANGE	40
4640-6301	40/PG, OPEN, BECU, LONG LATCH, NO FLANGE, 30 AVG	40
4640-7000	40/PG, CLOSED, BECU, MOUNTING FLANGE	40
4640-7001	40/PG, CLOSED, BECU, NO FLANGE	40
4640-7200	40/PG, CLOSED, BECU, SHORT LATCH, FLANGE, 30 AVG	40
4640-7201	40/PG, CLOSED, BECU, SHORT LATCH, NO FLANGE, 30 AVG	40
4640-7300	40/PG, CLOSED, BECU, LONG LATCH, FLANGE, 30 AVG	40
4640-7301	40/PG, CLOSED, BECU, LONG LATCH, NO FLANGE, 30 AVG	40



3M™ Plug Connector, .100" x .100", 50 Position

50 position plug connector available with center bump for polarization, or with optional mounting flanges and ejector latches. Made of polybutylene terephthalate (PBT) with flammability rating: UL 94V-0. Connector accommodates 26-28 AWG, solid or stranded, or 30 AWG wire.

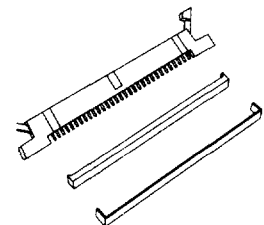
3M Part Number	Description	No. of Contacts
4650-6000	50/PG, OPEN, BECU, MOUNTING FLANGE	50
4650-6001	50/PG, OPEN, BECU, NO FLANGE	50
4650-6200	50/PG, OPEN, BECU, SHORT LATCH, MOUNTING FLANGE	50
4650-6201	50/PG, OPEN, BECU, SHORT LATCH, NO FLANGE, 30 AVG	50
4650-6300	50/PG, BECU, LONG LATCH, MOUNTING FLANGE	50
4650-6300DB	50/PG, OPEN, FLANGE, LONG LATCH, UFL	50
4650-6301	50/PG, OPEN, BECU, LONG LATCH, NO FLANGE, 30 AVG	50
4650-7000	50/PG, CLOSED, BECU, MOUNTING FLANGE	50
4650-7001	50/PG, CLOSED, BECU, NO FLANGE	50
4650-7200	50/PG, CLOSED, BECU, SHORT LATCH, FLANGE, 30 AVG	50
4650-7201	50/PG, CLOSED, BECU, SHORT LATCH, NO FLANGE, 30 AVG	50
4650-7300	50/PG, CLOSED, BECU, LONG LATCH, FLANGE, 30 AVG	50
4650-7301	50/PG, CLOSED, BECU, LONG LATCH, NO FLANGE, 30 AVG	50



3M™ Plug Connector, .100" x .100", 60 Position

60 position plug connector available with center bump for polarization, or with optional mounting flanges and ejector latches. Made of polybutylene terephthalate (PBT) with flammability rating: UL 94V-0. Connector accommodates 26-28 AWG, solid or stranded, or 30 AWG wire.

3M Part Number	Description	No. of Contacts
4660-6000	60/PG, OPEN, BECU, MOUNTING FLANGE	60
4660-6001	60/PG, OPEN, BECU, NO FLANGE	60
4660-6200	60/PG, OPEN, BECU, SHORT LATCH, MOUNTING FLANGE	60
4660-6201	60/PG, OPEN, BECU, SHORT LATCH, NO FLANGE, 30 AVG	60
4660-6300	60/PG, OPEN, BECU, LONG LATCH, MOUNTING FLANGE	60
4660-6301	60/PG, OPEN, BECU, LONG LATCH, NO FLANGE, 30 AVG	60
4660-7000	60/PG, CLOSED, BECU, MOUNTING FLANGE	60
4660-7001	60/PG, CLOSED, BECU, NO FLANGE	60
4660-7200	60/PG, CLOSED, BECU, SHORT LATCH, FLANGE, 30 AVG	60
4660-7201	60/PG, CLOSED, BECU, SHORT LATCH, NO FLANGE, 30 AVG	60
4660-7300	60/PG, CLOSED, BECU, LONG LATCH, FLANGE, 30 AVG	60
4660-7301	60/PG, CLOSED, BECU, LONG LATCH, NO FLANGE, 30 AVG	60

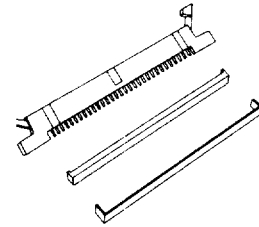


3M™ Connectors DIN

3M™ Plug Connector, .100" x .100", 64 Position

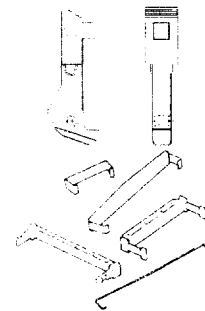
64 position plug connector available with center bump for polarization, or with optional mounting flanges and ejector latches. Made of polybutylene terephthalate (PBT) with flammability rating: UL 94V-0. Connector accommodates 26-28 AWG, solid or stranded, or 30 AWG wire.

3M Part Number	Description	No. of Contacts
4664-6000	64/PG, OPEN, BECU, MOUNTING FLANGE	64
4664-6001	64/PG, OPEN, BECU, NO FLANGE	64
4664-6200	64/PG, OPEN, BECU, SHORT LATCH, MOUNTING FLANGE	64
4664-6201	64/PG, OPEN, BECU, SHORT LATCH, NO FLANGE, 30 AVG	64
4664-6300	64/PG, OPEN, BECU, LONG LATCH, MOUNTING FLANGE	64
4664-6301	64/PG, OPEN, BECU, LONG LATCH, NO FLANGE, 30 AVG	64
4664-7000	64/PG, CLOSED, BECU, MOUNTING FLANGE	64
4664-7001	64/PG, CLOSED, BECU, NO FLANGE	64
4664-7200	64/PG, CLOSED, BECU, SHORT LATCH, FLANGE, 30 AVG	64
4664-7201	64/PG, CLOSED, BECU, SHORT LATCH, NO FLANGE, 30 AVG	64
4664-7300	64/PG, CLOSED, BECU, LONG LATCH, FLANGE, 30 AVG	64
4664-7301	64/PG, CLOSED, BECU, LONG LATCH, NO FLANGE, 30 AVG	64



3M™ Latch/Ejector Clips

3M Part Number	Description
3505-16	SHORT LATCH EJECTOR, NEW PLUG, NEW PIVOT POINT
3505-17	LONG LATCH EJECTOR, NEW PLUG, NEW PIVOT POINT



3M™ Strain Relief

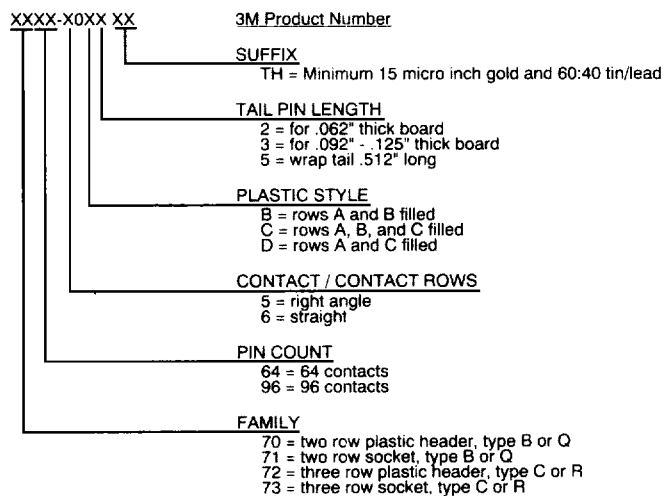
Optional strain reliefs for a variety of sockets. Used to reduce pull on wires and pins when removing socket from plug.

3M Part Number	Description
3448-4610	10 POS STRAIN RELIEF CLIP PLUG
3448-4614	14 POS STRAIN RELIEF CLIP PLUG
3448-4616	16 POS STRAIN RELIEF CLIP PLUG
3448-4620	20 POS STRAIN RELIEF CLIP PLUG
3448-4624	24 POS STRAIN RELIEF CLIP PLUG
3448-4626	26 POS STRAIN RELIEF CLIP PLUG
3448-4630	30 POS STRAIN RELIEF CLIP PLUG
3448-4634	34 POS STRAIN RELIEF CLIP PLUG
3448-4636	36 POS STRAIN RELIEF CLIP PLUG
3448-4640	40 POS STRAIN RELIEF CLIP PLUG
3448-4650	50 POS STRAIN RELIEF CLIP PLUG
3448-4660	60 POS STRAIN RELIEF CLIP PLUG
3448-4664	64 POS STRAIN RELIEF CLIP PLUG

DIN

3M PART NUMBER SYSTEM for DIN

The following chart is provided to verify the 3M Part Number you have chosen. This chart is provided for information only. Please refer to the tables for the available 3M products.



Example:

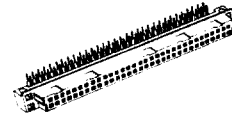
PART NUMBER	DESCRIPTION
7364-60D3TH	64/SKT/DIN/STR/.094/C/15MIN/60:40

64 position, DIN socket, straight, .094" thick board, Type C, rows A and C filled, .15 microinch minimum gold plating, 60:40 tin lead

3M™ DIN Boardmount Socket, 2 Row, Normal Type B & Inverse Type Q

64 position DIN 41612 socket, rows A & B filled.

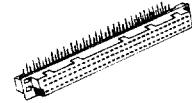
3M Part Number	Description	No. of Contacts
7164-50B2TH	64/INVERSE DIN SOCKET, RIGHT ANGLE, .062/Q/15 MIN/60:40	64
7164-60B2TH	64/DIN SOCKET, STRAIGHT, .062/B/15 MIN/60:40	64
7164-60B3TH	64/DIN SOCKET, STRAIGHT, .094/B/15 MIN/60:40	64
7164-60B5TH	64/DIN SOCKET, STRAIGHT, .512/B/15 MIN/60:40	64



3M™ DIN Boardmount Socket, Three Row, Normal Type C

64 position DIN 41612 socket, Type C, rows A & B filled.

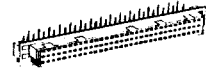
3M Part Number	Description	No. of Contacts
7364-50D2TH	64/SKT/INV.DIN/RA/.062/D/15 MIN/90:10	64
7364-60D2TH	64/DIN SOCKET, STRAIGHT, .062/C/15 MIN/60:40	64
7364-60D3TH	64/DIN SOCKET, STRAIGHT, .094/C/15 MIN/60:40	64
7364-60D5TH	64/DIN SOCKET, STRAIGHT, .512, WRAP TAIL/C/15 MIN/60:40	64



3M™ DIN Boardmount Socket, 3 Row, Normal Type C & Inverse Type R

64 position DIN 41612 socket, rows A, B & C filled.

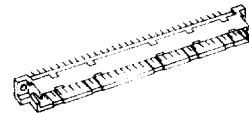
3M Part Number	Description	No. of Contacts
7396-50C2TH	96/INVERSE DIN SOCKET, RIGHT ANGLE, .062/R/15 MIN/60:40	96
7396-60C2TH	96/DIN SOCKET, STRAIGHT, .062/C/15 MIN/60:40	96
7396-60C3TH	96/DIN SOCKET, STRAIGHT, .094/C/15 MIN/60:40	96
7396-60C5TH	96/DIN SOCKET, STRAIGHT, .512, WRAP TAIL/C/15 MIN/60:40	96



3M™ DIN Header, Two Row, Normal Type B & Inverse Type Q

64 position DIN 41612 header, rows A & B filled.

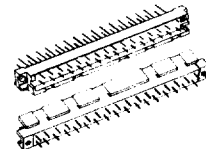
3M Part Number	Description	No. of Contacts
7064-50B2TH	64/DIN HEADER, RIGHT ANGLE, .062/B/15 MIN/60:40	64
7064-50B5TH	64/DIN HEADER, RIGHT ANGLE, .512, WRAP TAIL/B/15 MIN/60:40	64
7064-60B3TH	64/HDR/INV.DIN/STR/.092/D/15MIN/90:10	64



3M™ DIN Header, Three Row, Normal Type C & Inverse Type R

64 position DIN 41612 header, Type C, rows A & B filled.

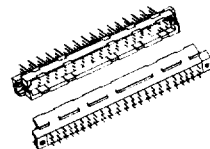
3M Part Number	Description	No. of Contacts
7264-50D2TH	64/DIN HEADER, RIGHT ANGLE, .062/C/15 MIN/60:40	64
7264-50D5TH	64/DIN HEADER, RIGHT ANGLE, .512/C/15 MIN/60:40	64
7264-60D3TH	64/HDR/INV.DIN/STR/.092/D/15MIN/90:10	64
7264-60D5TH	64/HDR/INV.DIN/STR/WWT.510/D/15MIN/90:10	64



3M™ DIN Header, Three Row, Normal Type C & Inverse Type R

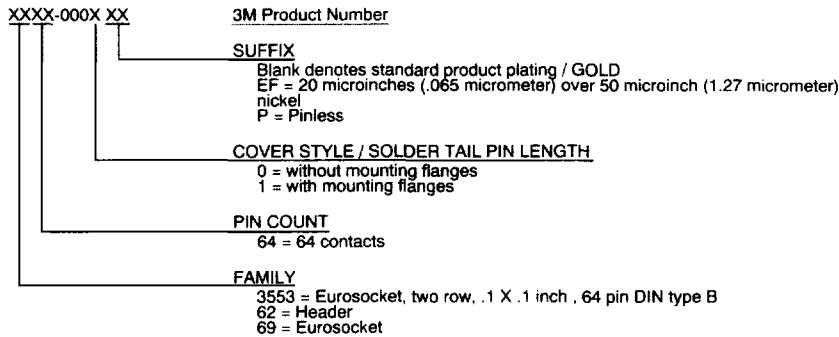
64 position DIN 41612 header, rows A, B & C filled.

3M Part Number	Description	No. of Contacts
7296-50C2TH	96/DIN HEADER, RIGHT ANGLE, .062/C/15 MIN/60:40	96
7296-50C5TH	96/DIN HEADER, RIGHT ANGLE, .512, WRAP TAIL/C/15 MIN/60:40	96
7296-60C3TH	96/INVERSE DIN HEADER, STRAIGHT, .092/R/15 MIN/60:40	96
7296-60C5TH	96/INVERSE DIN HEADER, RIGHT ANGLE, .510, WRAP TAIL/R/15 MIN/	96



3M PART NUMBER SYSTEM for DIN, Euro

The following chart is provided to verify the 3M Part Number you have chosen. This chart is provided for information only. Please refer to the tables for the available 3M products.



Example:

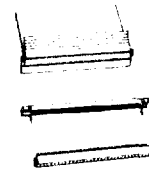
PART NUMBER	DESCRIPTION
6964-0001EF	64/DIN SKT/EARS/20AVG

64 position DIN socket, with mounting flanges

3M™ Eurosocket, .100" x .100", Type B

64 position high density socket that can be daisy chained or end terminated to flat cable. 3M sockets are made of glass reinforced polyester with flammability rating: UL 94V-0. Beryllium copper contacts with gold plating will accommodate wire sizes 26-28 AWG, solid or stranded, or 30 AWG solid. Socket withstands 1000 Vrms at sea level with a current rating of 1 amp.

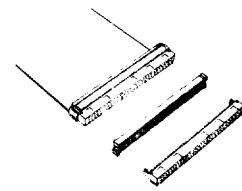
3M Part Number	Description	No. of Contacts
62B64-1000EF	64/2R/DIN SOCKET/.1 X.1/NFLG	64
62B64-1001EF	64/2R/DIN SOCKET/.1 X.1/FLG	64



3M™ Eurosocket, .100" x .200", IDC Version, Type C

64 position socket that mates with DIN 41612 Type C headers. Rows A & C or A & B filled.

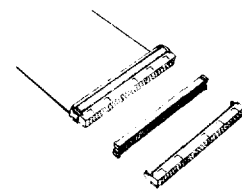
3M Part Number	Description	No. of Contacts
62C64-1001EF	64/DIN SKT(ROWS A&B FILLED)	64
62C64-1100EC	64/3R/DIN SKT/ROWS A&C FILLED/NFLG/30 MIN	64
62C64-1100EF	64/DIN SOCKET	64
62C64-1101EC	64/3R/DIN SKT/ROWS A&C FILLED/FLG/30 MIN	64
62C64-1101EF	64/DIN SOCKET,FLNG	64



3M™ Eurosocket, .100" x .200", IDC Version, Type C

96 position socket that mates with DIN 41612 Type C headers. Rows A, B, & C filled.

3M Part Number	Description	No. of Contacts
62C96-1200EF	96/DIN SKT	96
62C96-1201EF	96/DIN SKT/FLNG	96



3M™ Europlug, .100" x .200" IDC Version

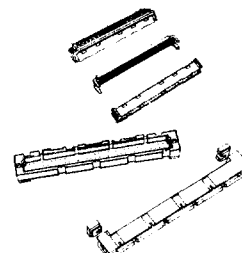
64 position 3M™ DIN Plug is compatible with the 41612 DIN. There is optional strain relief available.

3M Part Number	Description
3695-0000	64 POS DIN PLUG, FLANGE, NO STRAIN RELIEF CLIP, NL

3M™ Euro Pinless Header

96 position, three row pinless header that mates with DIN 41612 Type C sockets. Mounting holes provided for securing header to board.

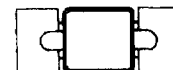
3M Part Number	Description
6200-9000P	DIN/PINLESS HDR, STRAIGHT, 4 WALL, NO LATCH



3M™ DIN Spacer

The 3581 spacer allows two levels of wire wrap beneath the header. For use with the 3M™ Euro Pinless Header 6200 Series.

3M Part Number	Description
3581-1	1.4" DIN SPACER, TWO PER SET
3581-2	3.0" DIN SPACER, TWO PER SET



3M™ DIN Pull Latch/Strain Relief


The DIN series 3395 is a pull latch/strain relief for the 6964 socket.

3M Part Number	Description
3395-0000	PULL LATCH/STRAIN RELIEF CLIP, 64 POS DIN



3M™ Pull Tab

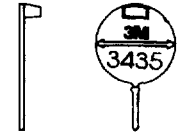
3M Part Number	Description
3490-6	64 POS PULL TAB, WHITE, EUROCKET/EUROPLUG



3M™ DIN Keying Comb

Comb is made of glass-filled polycarbonate. Mounting holes will match with DIN 3 row socket.

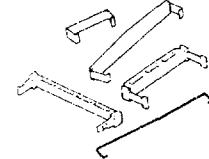
3M Part Number	Description
3435-0	SOCKET KEYING PLUG
3435-1000	KEYING PLUG FOR DIN SOCKET/PAND#100-000-043
3435-2	DIN KEYING PLUG COMB SET



3M™ Strain Relief

Optional strain reliefs for a variety of DIN connectors. Used to reduce pull on wires and pins when removing socket from plug.

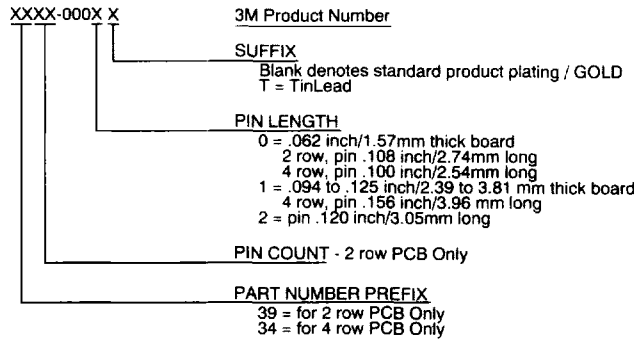
3M Part Number	Description
3448-3695	STRAIN RELIEF CLIP (3695 DIN PLUG)
3448-6964	STRAIN RELIEF CLIP, DIN SOCKET, 6964



PCB

3M PART NUMBER SYSTEM for PCB

The following chart is provided to verify the 3M Part Number you have chosen. This chart is provided for information only. Please refer to the tables for the available 3M products.



Example:

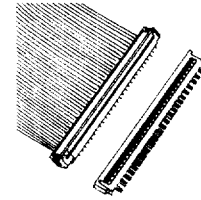
PART NUMBER	DESCRIPTION
3930-0002T	30/2ROW/.120"/CVR IN TENS/TINLEAD

30 position, two row, .120" pin length, adhesive cover, bandolero style, tin/lead

3M™ Connectors PCB

3M™ PCB Connector, .100" x .100"

Two row printed circuit board connectors, 6 to 64 positions. 3M connectors are made of glass reinforced polyester with flammability rating: UL 94V-0. Beryllium copper contacts with tin-lead plating will accommodate wire sizes 26-28 AWG, solid or stranded, or 30 AWG solid. Socket withstands 1000 Vrms at sea level with a current rating of 1 amp.




3M Part Number	Description	No. of Contacts
3906-0000T	06/2 ROW, .108", COVER IN TENS, TINLEAD	06
3908-0000T	08/2 ROW, .108", COVER IN TENS, TINLEAD	08
3910-0000T	10/2 ROW, .108", COVER IN TENS, TINLEAD	10
3910-2000T	10/2R/PCB/PHOS BZ/.110/TIN	10
3914-0000T	14/PCB, 2 ROW, .108" TIN	14
3916-0000T	16/PCB, 2 ROW, .108" TIN	16
3916-2000T	16/2R/PCB/PHOS BZ/.110/TIN	16
3920-0000T	20/PCB, 2 ROW, .108" TIN	20
3920-0010T	20/PCB/2 ROW/.108"/PREASSEMBLED CVR/TIN	20
3920-2000T	20/2R/PCB/PHOS BZ/.110/TIN	20
3924-0000T	24/2 ROW, .108", COVER IN TENS, TINLEAD	24
3926-0000T	26/PCB, 2 ROW, .108" TIN	26
3926-2000T	26/PCB/2R/PHOS BZ/.110/TIN	26
3930-0000T	30/2 ROW, .108", COVER IN TENS, TINLEAD	30
3934-0000T	34/PCB, 2 ROW, .108" TIN	34
3936-0000T	36/2 ROW, .108", COVER IN TENS, TINLEAD	36
3940-0000T	40/PCB, 2 ROW, .108" TIN	40
3950-0000T	50/PCB, 2 ROW, .108" TIN	50
3950-2000T	50/PCB/2R/PHOS BZ/.110/TIN	50
3960-0000T	60/PCB, 2 ROW, .108" TIN, BANDO	60
3964-0000T	64/PCB, 2 ROW, .108" TINLEAD, COVERS IN TENS	64
3964-2000T	64/PCB/2R/PHOS BZ/.110/TIN	64

3M™ PCB Connectors, .100", 4 Row

Low profile board and cover with 4 rows providing 10, 20, 26, 34, 40, or 50 connection pins. Made of glass reinforced polyester with a flammability rating: UL 94V-0.

3M Part Number	Description	No. of Contacts
3402-0000	34/PCB, 4 ROW, GOLD, OPEN END	34
3402-0000T	34/PCB, 4 ROW, OPEN END, TIN	34
3402-0001T	34/PCB, 4 ROW, OPEN END, .125, TIN	34
3418-0000	40/PCB, 4 ROW, GOLD, .062" PCB	40
3418-0000T	40/PCB, 4 ROW, TIN, .062" PCB	40
3418-0001T	40/PCB, 4 ROW, TIN, .125" PCB	40
3422-0000	20/PCB, 4 ROW, GOLD, .062" PCB	20
3422-0000T	20/PCB, 4 ROW, TIN, .062" PCB	20
3422-0001T	20/PCB, 4 ROW, TIN, .125" PCB	20
3426-0000	50/PCB, 4 ROW, GOLD, .062" PCB	50
3426-0000T	50/PCB, 4 ROW, .062", TIN	50
3426-0001T	50/PCB, 4 ROW, .125", TIN	50
3434-0000	26/PCB, 4 ROW, GOLD, .062" PCB	26
3434-0000T	26/PCB, 4 ROW, TIN, .062" PCB	26
3434-0001T	26/PCB, 4 ROW, TIN, .125" PCB	26
3474-0000	10/PCB, GOLD, .062"	10
3474-0000T	10/PCB, 4 ROW, OPEN END, .62", TIN	10
3474-0001T	10/PCB, 4 ROW, OPEN END, .125", TIN	10



3M™ Strain Relief

Optional strain reliefs for a variety of PCB connectors. Used to reduce pull on wires and pins when removing socket from plug.

3M Part Number	Description
3448-3906	STRAIN RELIEF CLIP, 3906 2 ROW PCB
3448-3908	8 POS STRAIN RELIEF CLIP, 2 ROW PCB
3448-3910	10 POS STRAIN RELIEF CLIP (3910 2 ROW PCB)
3448-3914	14 POS STRAIN RELIEF CLIP (3914 2 ROW PCB)
3448-3916	16 POS STRAIN RELIEF CLIP (3916 2 ROW PCB)
3448-3920	20 POS STRAIN RELIEF CLIP (3920 2 ROW PCB)
3448-3924	24 POS STRAIN RELIEF CLIP 2 ROW PCB
3448-3926	26 POS STRAIN RELIEF CLIP (3926 2 ROW PCB)
3448-3930	30 POS STRAIN RELIEF CLIP 2 ROW PCB
3448-3934	STRAIN RELIEF CLIP (3934 2 ROW PCB)
3448-3936	36 POS STRAIN RELIEF CLIP, 2 ROW PCB
3448-3940	STRAIN RELIEF CLIP (3940 2 ROW PCB)
3448-3950	STRAIN RELIEF CLIP (3950 2 ROW PCB)
3448-3960	STRAIN RELIEF CLIP (3960 2 ROW PCB)
3448-3964	STRAIN RELIEF CLIP (3964 2 ROW PCB)

