


# ALUMINUM ELECTROLYTIC CAPACITORS

**LGZ** Snap-in Terminal Type, 105°C Long Life Assurance



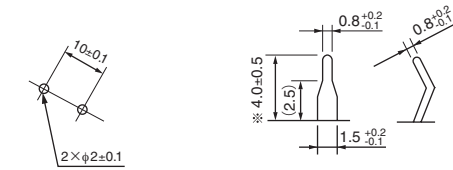
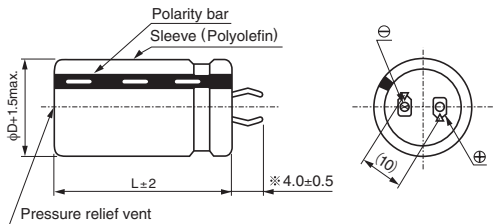
- Long life product of LGR series.
- Contribute to longer life of equipment.
- Compliant to the RoHS directive (2011/65/EU, (EU)2015/863).



## Specifications

Item	Performance Characteristics	
Category Temperature Range	- 25 to +105°C	
Rated Voltage Range	450V	
Rated Capacitance Range	82 to 330µF	
Capacitance Tolerance	±20% at 120Hz, 20°C	
Leakage Current	$I \leq 3\sqrt{CV}$ (µA) (After 5 minutes' application of rated voltage) [C : Rated Capacitance (µF) V : Voltage (V)]	
Tangent of loss angle (tan δ)	0.20max. 120Hz at 20°C	
Stability at Low Temperature	Rated voltage (V)	450
	Impedance ratio (max.)	Z(-25°C) / Z(+20°C) 8
Endurance	The specifications listed at right shall be met when the capacitors are restored to 20°C after D.C. bias plus rated ripple current is applied for 20000 hours at 105°C, the peak voltage shall not exceed the rated voltage.	
	Capacitance change	Within ±25% of the initial capacitance value
	tan δ	250% or less than the initial specified value
Shelf Life	After storing the capacitors under no load at 105°C for 1000 hours and then performing voltage treatment based on JIS C 5101-4 clause 4.1 at 20°C, they shall meet the characteristic requirements listed at right.	
	Capacitance change	Within ±15% of the initial capacitance value
	tan δ	150% or less than the initial specified value
Leakage current	Less than or equal to the initial specified value	
Marking	Printed with white color letter on black sleeve.	

## Drawing

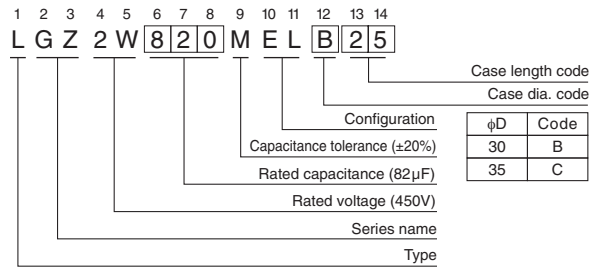


(PC board hole dimensions)

(Terminal dimensions)

\* Other terminations available upon request. Please refer to the Guidelines for Aluminum Electrolytic Capacitors.

## Type numbering system (Example : 450V 82µF)



## Dimensions

450V (2W)				
Cap. (µF)	Size φD x L(mm)	Rated ripple (mArms)	Leakage Current (mA)	Code
82	30 x 25	560	0.57	LGZ2W820MELB25
100	30 x 30	640	0.63	LGZ2W101MELB30
120	30 x 35	720	0.69	LGZ2W121MELB35
	35 x 25	720	0.69	LGZ2W121MELC25
150	30 x 40	790	0.77	LGZ2W151MELB40
	35 x 30	790	0.77	LGZ2W151MELC30
180	30 x 45	870	0.85	LGZ2W181MELB45
	35 x 35	870	0.85	LGZ2W181MELC35
220	30 x 50	1000	0.94	LGZ2W221MELB50
	35 x 40	1000	0.94	LGZ2W221MELC40
270	35 x 45	1190	1.04	LGZ2W271MELC45
330	35 x 50	1380	1.15	LGZ2W331MELC50

Rated ripple current (mArms) at 105°C 120Hz

## Frequency coefficient of rated ripple current

Frequency (Hz)	50	60	120	300	1 k	10k	50k or more
Coefficient	0.77	0.82	1.00	1.16	1.30	1.41	1.43

Minimum order quantity : 50pcs.

# Mouser Electronics

Authorized Distributor

Click to View Pricing, Inventory, Delivery & Lifecycle Information:

## Nichicon:

[LGZ2W101MELB30](#) [LGZ2W121MELB35](#) [LGZ2W121MELC25](#) [LGZ2W151MELB40](#) [LGZ2W331MELC50](#)  
[LGZ2W820MELB25](#) [LGZ2W151MELC30](#) [LGZ2W181MELB45](#) [LGZ2W181MELC35](#) [LGZ2W221MELB50](#)  
[LGZ2W221MELC40](#) [LGZ2W271MELC45](#)