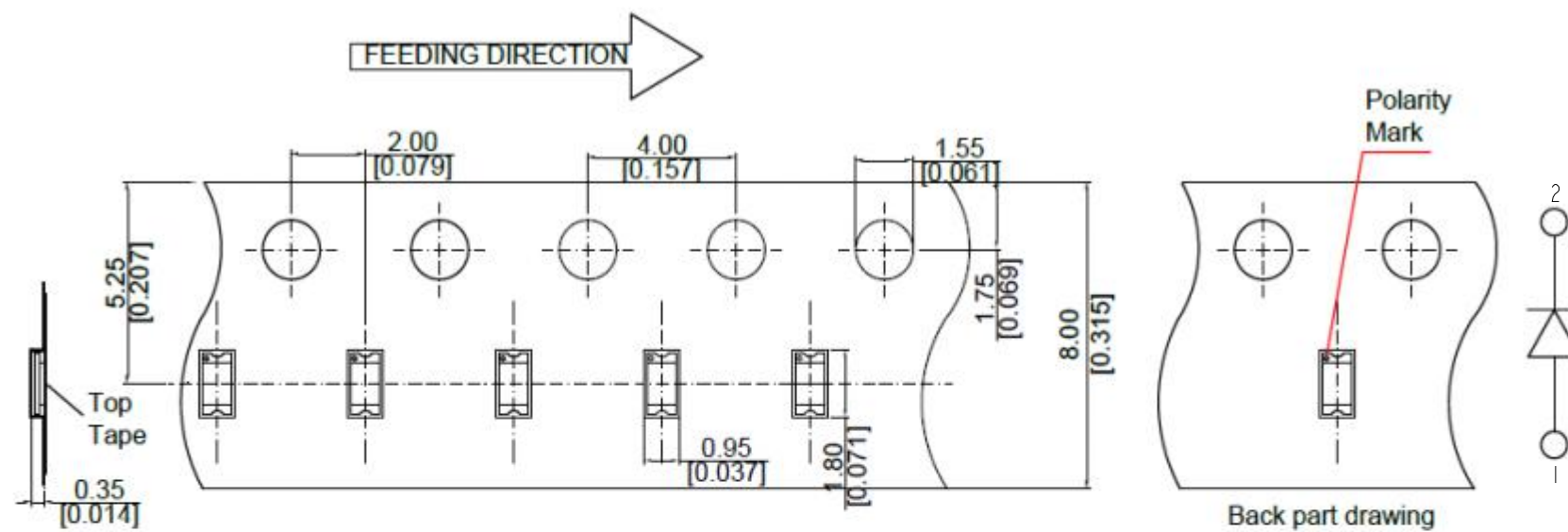


DIALIGHT PART NO.	LED COLOR TYP (nm)	LENS COLOR
598-8N10-107F	RED(632)	WATER CLEAR
598-8N10-102F		
598-8N20-107F	RED ORANGE(622)	
598-8N20-102F		
598-8N30-107F	ORANGE(605)	
598-8N30-102F		
598-8N40-107F	YELLOW(590)	
598-8N40-102F		
598-8N60-107F	YELLOW GREEN(570)	
598-8N60-102F		
598-8N80-107F	GREEN(525)	
598-8N80-102F		
598-8N90-107F	BLUE(470)	
598-8N90-102F		

- NOTES:
- PIN NUMBERS ARE FOR REFERENCE ONLY, DESIGNATION NON-EXISTENT ON PART.
 - LABELING FOR REEL AND OUTSIDE OF ALUMINUM BAG, DIALIGHT P/N, QUANTITY PER REEL, DATE CODE, INTENSITY BIN CODE, LOT NUMBER AND COUNTRY OF ORIGIN.
 - THIS PRODUCT IS RoHS COMPLIANT. EACH BAG IS TO BE MARKED WITH RoHS COMPLIANT LABEL OR EQUIVALENT MARKINGS. LED MUST BE Pb FREE.
 - MOISTURE SENSITIVITY LEVEL 3.
 - QUANTITY : PART NUMBERS END WITH 107F REFER AS 4000 PCS/ REEL PART NUMBERS END WITH 102F REFER AS 20 PCS/ STRIP

REV	ECN NO	REVISIONS	DRN	CKD	APP	DATE
A	103746	NEW RELEASE	JSG	CS	NO	27FEB23

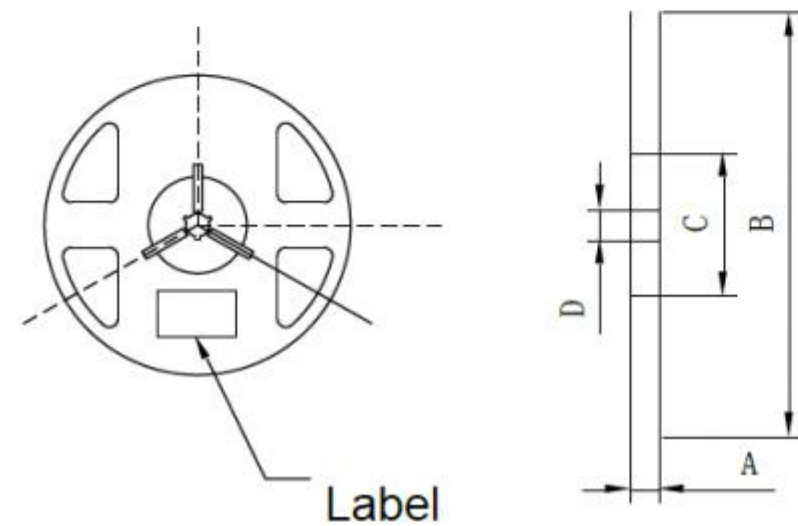
Carrier Tape Dimension



TAPING SPECIFICATIONS

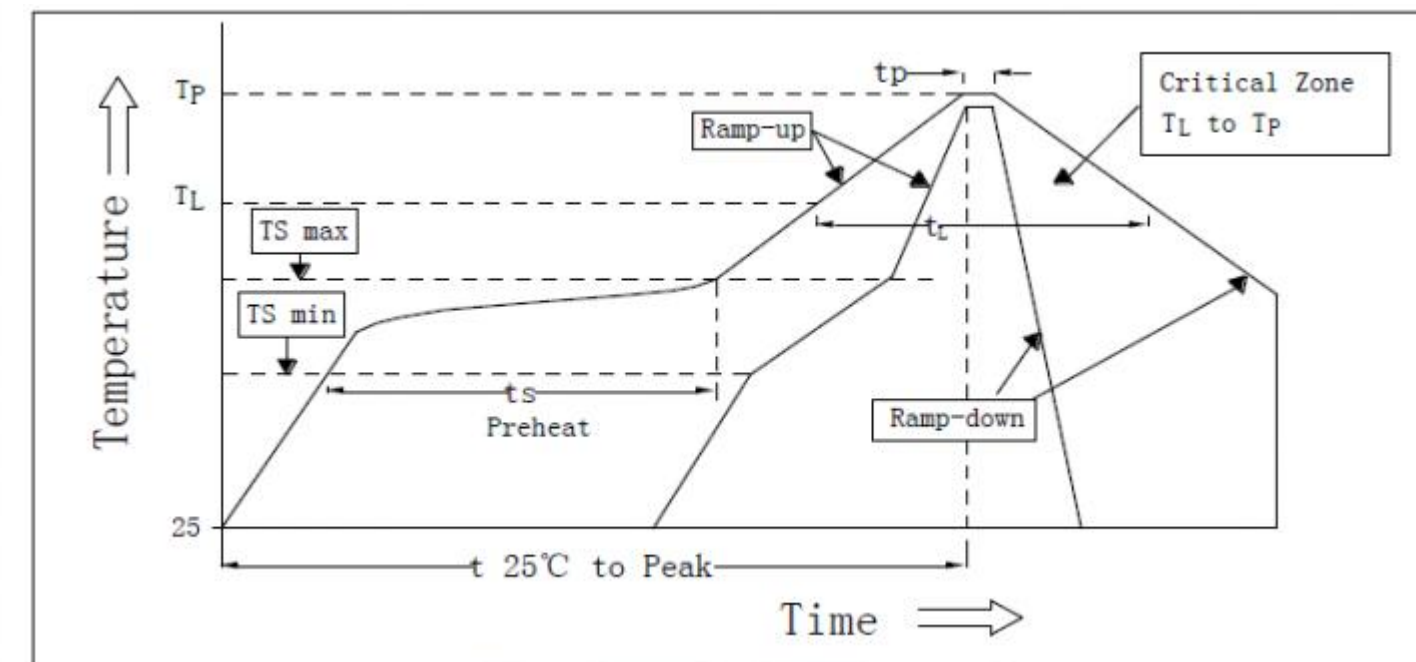
TOLERANCE (UNLESS OTHERWISE SPECIFIED): $\pm 0.003(\pm 0.1mm)$

Reel Dimension

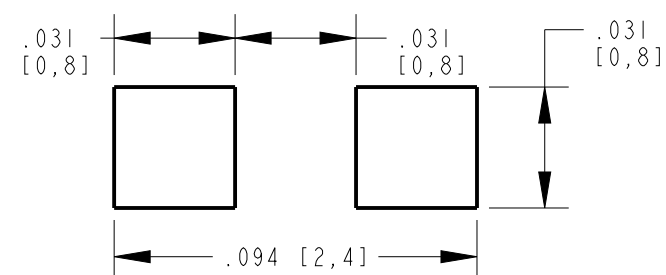
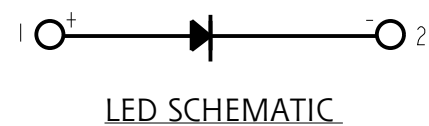
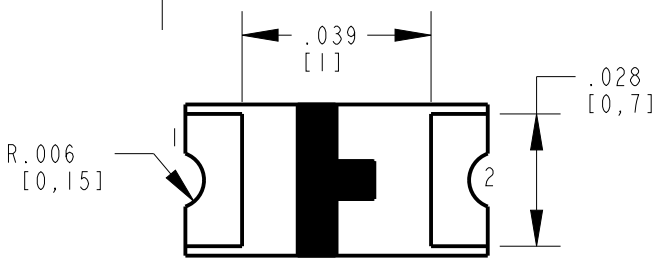
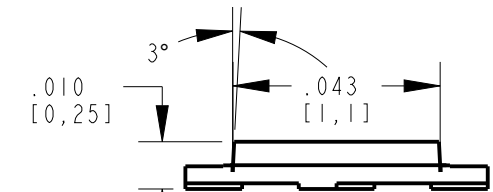
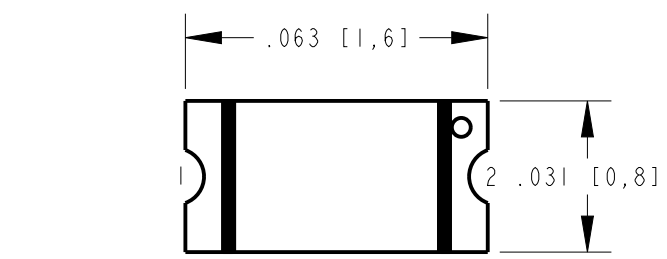


A	8.0±0.1mm
B	178±1mm
C	60±1mm
D	13.0±0.5mm

RECOMMENDED RoHS SOLDER PROFILE



MARK	DEFINITION	CONDITION
T _{S max}	MAXIMUM OF PRE-HEATING TEMPERATURE	200°C
T _{S min}	MINIMUM OF PRE-HEATING TEMPERATURE	150°C
T _s	TIME FORM T _{Smin} To T _{Smax}	60s-120s
T _L	REFERENCE TEMPERATURE	217°C
t _L	RETENTION TIME FOR T _L	60s-150s
T _P	PEAK TEMPERATURE	260°C
t _p	TIME FOR PEAK TEMPERATURE	WITHIN 10s
DTr/Dt	TEMPERATURE RISING RATE	WITHIN 3°C/sec
DTd/Dt	TEMPERATURE DECREASING RATE	WITHIN 6°C/sec



RECOMMENDED SOLDER PAD LAYOUT

ABSOLUTE MAXIMUM RATINGS AT 25°C							
LED COLOR	POWER DISSIPATION (mW)	FORWARD CURRENT (mA)	PEAK FORWARD CURRENT (mA) 1/10 DUTY CYCLE, 0.1ms PULSE WIDTH	OPERATING TEMPERATURE (°C)	STORAGE TEMPERATURE (°C)	DERATING CURVE (mA/°C)	ELECTROSTATIC DISCHARGE (V)
RED	52	20	60	-40°C TO +85°C	-40°C TO +85°C	0.250	2000
RED ORANGE	48	20	60	-40°C TO +85°C	-40°C TO +85°C	0.250	2000
ORANGE	48	20	60	-40°C TO +85°C	-40°C TO +85°C	0.250	2000
YELLOW	48	20	60	-40°C TO +85°C	-40°C TO +85°C	0.250	2000
YELLOW GREEN	48	20	60	-40°C TO +85°C	-40°C TO +85°C	0.250	2000
GREEN	72	20	60	-40°C TO +85°C	-40°C TO +85°C	0.250	1000
BLUE	72	20	60	-40°C TO +85°C	-40°C TO +85°C	0.250	1000

OPERATING CHARACTERISTICS AT 25°C AMBIENT										
LED COLOR	TEST CONDITION (mA)	LUMINOUS INTENSITY (mcd)		FORWARD VOLTAGE (V)		DOMINANT WAVELENGTH (nm)		REVERSE CURRENT (µA)	VIEWING ANGLE (DEGREES)	THERMAL RESISTANCE (°C/W)
		MIN	MAX	MIN	MAX	MIN	MAX			
RED	20mA	28	100	1.6	2.6	625	640	10µA @ VR=5V	140	450
RED ORANGE		65	350	1.6	2.4	615	630		140	450
ORANGE		65	350	1.6	2.4	600	610		140	450
YELLOW		65	350	1.6	2.4	585	595		140	450
YELLOW GREEN		18	80	1.6	2.4	565	575		140	450
GREEN		230	1200	2.6	3.6	515	535		140	450
BLUE		43	230	2.6	3.6	460	480		140	450



ATTENTION:
OBSERVE PRECAUTIONS FOR
HANDLING ELECTROSTATIC
SENSITIVE DEVICES

THIS DRAWING AND THE CONTENTS HEREIN ARE CONFIDENTIAL AND THE SOLE PROPERTY OF DIALIGHT CORP. REPRODUCTION OF THIS DRAWING OR CONSTRUCTION OF ANY PARTS WITHIN THIS DRAWING ARE FORBIDDEN WITHOUT THE WRITTEN CONSENT OF DIALIGHT CORP.		
DIALIGHT CORP. INTERNAL REFERENCE ONLY - 3D MODEL : 4500521862423-PADLA1001-A-2		REV
SCALE: 25.000	DRAWING NUMBER	A
ALL DIM'S IN: INCHES (MM)		C-18661
TOLERANCES: UNLESS OTHERWISE SPECIFIED		TITLE
FRACTIONS: ±1/64		SMD LED 0603 WITH WATER CLEAR LENS
DECIMALS (.XX): ±.01		MATERIAL
DECIMALS (.XXX): ±.005		
DECIMALS (.XXXX): ±.0005		
ANGLES: ±1°		
FINISH		
FSCM 83330		
SHEET 1 OF 1		FAMILY TABLE:

Dialight 1501 ROUTE 34 SOUTH
FARMINGDALE, NJ 07727
(732) 919-3119
www.dialight.com