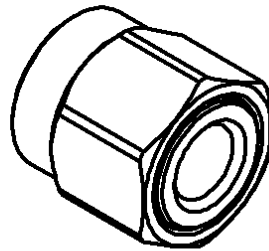
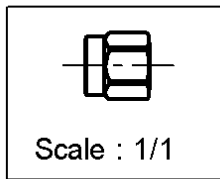
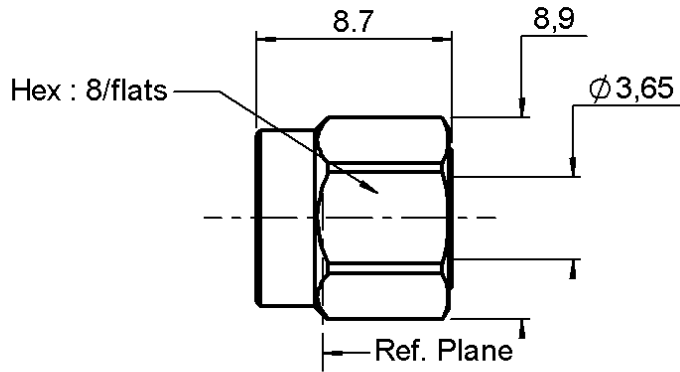


**STRAIGHT PLUG SOLDER TYPE  
WITHOUT CONTACT - CABLE .141**

**R125.054.000**

Series : SMA



CECC 22111-801-01

All dimensions are in mm.



COMPONENTS	MATERIALS	PLATINGS (µm)
BODY	STAINLESS STEEL	GOLD 0.5 OVER NICKEL 2
CENTER CONTACT	-	-
OUTER CONTACT	-	-
INSULATOR	-	-
GASKET	SILICONE RUBBER	-
OTHERS PARTS	STAINLESS STEEL	GOLD 0.5 OVER NICKEL 2
-	-	-
-	-	-

Issue :0538 C

In the effort to improve our products, we reserve the right to make changes judged to be necessary.



**STRAIGHT PLUG SOLDER TYPE  
WITHOUT CONTACT - CABLE .141**

**R125.054.000**

Series : SMA

**PACKAGING**

Standard	Unit	Other
<b>100</b>	<b>'W' option</b>	<b>Contact us</b>

**SPECIFICATION**

**ELECTRICAL CHARACTERISTICS**

Impedance		<b>50</b> Ω
Frequency		<b>0-18</b> GHz
VSWR	<b>1.05</b> +	<b>0.008</b> x F(GHz) Maxi
Insertion loss		<b>0.03</b> √F(GHz) dB Maxi
RF leakage	- (	<b>90</b> - F(GHz)) dB Maxi
Voltage rating		<b>500</b> Veff Maxi
Dielectric withstanding voltage		<b>1000</b> Veff mini
Insulation resistance		<b>5000</b> MΩ mini

**CABLE ASSEMBLY**

Stripping	a	b	c	d	e	f
mm	2.16	0.00	0.00	0.00	0.00	0.00

Assembly instruction :

Recommended cable(s)  
RG 402  
KS 2

Cable retention

- pull off **270** N mini  
- torque **NA** N.cm

**MECHANICAL CHARACTERISTICS**

Center contact retention		
Axial force – Mating end	<b>NA</b>	N mini
Axial force – Opposite end	<b>NA</b>	N mini
Torque	<b>NA</b>	N.cm mini

Recommended torque		
Mating	<b>100</b>	N.cm
Panel nut	<b>NA</b>	N.cm
Clamp nut	<b>NA</b>	N.cm
A/F clamp nut	<b>0.000</b>	mm

Mating life	<b>500</b>	Cycles mini
Weight	<b>2.051</b>	g

**TOOLING**

Part Number	Description	Hexagon
.	.	.
R282.120.010	SMA TOOLBOX	
R282.053.100		
R282.059.100		
R282.066.100		
R282.200.000		
R282.740.000	SOLDERING MOUNTING	
R282.744.100		
R282.760.000	SMA RETAINING RING INSERT TOOL	

**ENVIRONMENTAL**

Operating temperature	<b>-65/+105</b>	° C
Hermetic seal	<b>NA</b>	Atm.cm3/s
Panel leakage	<b>NA</b>	

**OTHERS CHARACTERISTICS**

Issue :0538 C

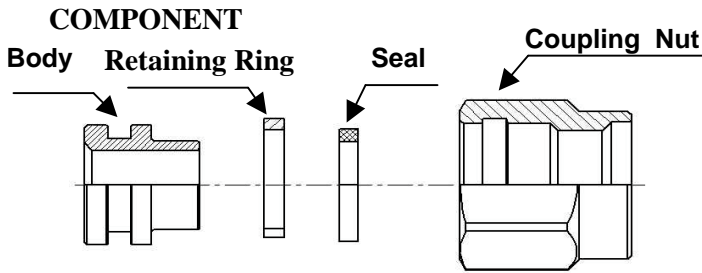
In the effort to improve our products, we reserve the right to make changes judged to be necessary.



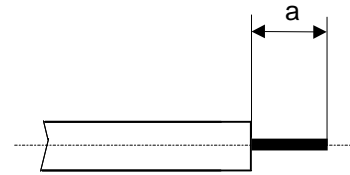
**STRAIGHT PLUG SOLDER TYPE  
WITHOUT CONTACT - CABLE .141**

**R125.054.000**

Series : SMA



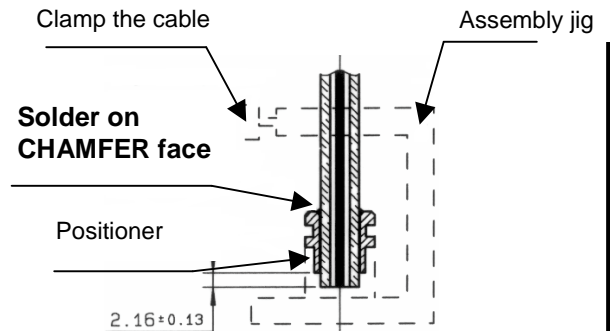
**STRIPPING DIMENSIONS**



We recommend a thermal preconditioning cable.

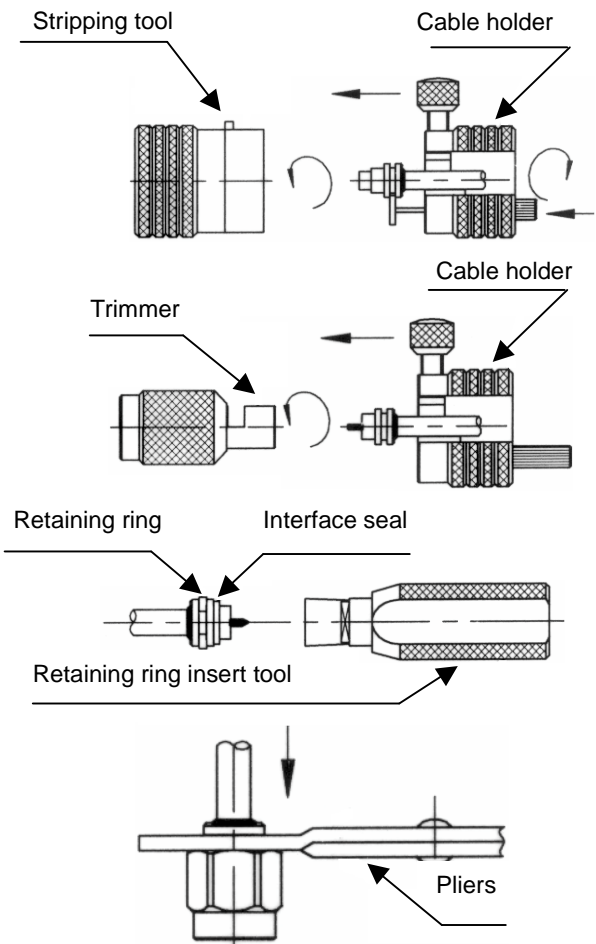
**1**

Place the cable into the assembly jig (R282.740.000).  
Place the connector body and positioner (R282.744.100) onto the cable and clamp cable.  
Put 3 rings of solder around the cable.  
Solder the body onto the cable.



**2**

Immobilize the cable using the thumb crew on the cable holder (R282.059.100).  
Get the positioner into the connector groove, using knurled push-button.  
Push button until it stops.  
Tighten cable.  
Present the stripping tool (R282.053.100) opposite the cable holder.  
Push and turn both elements with respect to each other.  
When the tool stop cutting : pull off without turning it.  
Present the trimmer (R282.066.100) opposite the cable holder, push and turn both elements with respect to each other until fully home.  
Place retaining ring onto its insert tool (R282.760.000).  
Push sub-assembly into the tool until the retaining ring snaps into place.  
Place the interface seal O ring onto body.  
Compress retaining ring using retaining ring pliers.  
Push coupling nut onto sub-assembly and over retaining ring.



Issue :0538 C

In the effort to improve our products, we reserve the right to make changes judged to be necessary.



# Mouser Electronics

Authorized Distributor

Click to View Pricing, Inventory, Delivery & Lifecycle Information:

Radial:

[R125054000](#) [R125054000W](#)