

1W, 11V-220V Voltage Regulator Diode

FEATURES

- Silicon zener diodes
- Low profile surface-mount package
- Zener and surge current specification
- Low leakage current
- Excellent stability
- Compliant to RoHS Directive 2011/65/EU and in accordance to WEEE 2002/96/EC
- Halogen-free according to IEC 61249-2-21


APPLICATIONS

- Switching mode power supply (SMPS)
- Adapters
- Lighting application
- On-board DC/DC converter

MECHANICAL DATA

- Case: SOD-123W
- Molding compound meets UL 94 V-0 flammability rating
- Part no. with suffix "H" means AEC-Q101 qualified
- Packing code with suffix "G" means green compound (halogen-free)
- Moisture sensitivity level: level 1, per J-STD-020
- Terminal: Matte tin plated leads, solderable per J-STD-002
- Meet JESD 201 class 2 whisker test
- Polarity: As marked
- Weight: 16mg (approximately)

KEY PARAMETERS		
PARAMETER	VALUE	UNIT
V_Z	11 - 220	V
Test current I_{ZT}	5 - 50	mA
P_{tot}	1.0	W
V_F at $I_F=0.2A$	1.0	V
T_{JMAX}	175	°C
Package	SOD-123W	
Configuration	Single die	



SOD-123W

ABSOLUTE MAXIMUM RATINGS ($T_A = 25^\circ\text{C}$ unless otherwise noted)			
PARAMETER	SYMBOL	VALUE	UNIT
Forward voltage @ $I_F=0.2A$	V_F	1.0	Volts
Power dissipation at $T_L=80^\circ\text{C}$ $T_A=25^\circ\text{C}$ (Note 1)	P_{tot}	2.3	Watts
		1.0	
Non-repetitive peak pulse power dissipation 100 μs square pulse (Note 2)	P_{ZSM}	300	Watts
Non-repetitive peak pulse power dissipation 10/1000 μs waveform (BZD27C11PW to BZD27C100PW)	P_{RSM}	150	Watts
Non-repetitive peak pulse power dissipation 10/1000 μs waveform (BZD27C110PW to BZD27C220PW)	P_{RSM}	100	Watts
Operating and storage temperature range	T_J, T_{STG}	-55 to +175	°C

Notes:

1. Mounted on Cu-Pad size 5mm x 5mm
2. $T_J=25^\circ\text{C}$ prior to surge

THERMAL PERFORMANCE			
PARAMETER	SYMBOL	LIMIT	UNIT
Junction-to-lead thermal resistance	$R_{\theta JL}$	22	°C/W
Junction-to-ambient thermal resistance	$R_{\theta JA}$	85	°C/W
Junction-to-case thermal resistance	$R_{\theta JC}$	24	°C/W

Thermal Performance Note: Units mounted on recommended PCB (5mm x 5mm Cu pad test board)

ORDERING INFORMATION					
PART NO.	PARTNO. SUFFIX	PACKING CODE	PACKING CODE SUFFIX	PACKAGE	PACKING
BZD27CxxPW (Note 1, 2)	H	RV	G	SOD-123W	3,000 / 7" Plastic reel
		RQ		SOD-123W	10,000 / 13" Paper reel

Notes :

- "xx" defines voltage from 11V (BZD27C11PW) to 220V (BZD27C220PW)
- Whole series with green compound (halogen-free)

EXAMPLE					
EXAMPLE P/N	PART NO.	PART NO. SUFFIX	PACKING CODE	PACKING CODE SUFFIX	DESCRIPTION
BZD27C11PWHRVG	BZD27C11PW	H	RV	G	AEC-Q101 qualified Green compound

ELECTRICAL SPECIFICATIONS (T_A = 25°C unless otherwise noted)

Part number	Marking code	Zener voltage			Test current	Regulator impedance		Test current
		V _Z @ I _{ZT} ⁽¹⁾			I _{ZT}	Z _{ZT} @ I _{ZT}	Z _{ZK} @ I _{ZK}	I _{ZK}
		V			mA	Ω	W	mA
		Min.	Nom.	Max.		Max.	Max.	
BZD27C11PW	N2	10.5	11	11.6	50	7	700	0.25
BZD27C12PW	N3	11.4	12	12.6	50	7	700	0.25
BZD27C13PW	N4	12.4	13	13.7	50	10	700	0.25
BZD27C15PW	N5	14.3	15	15.8	50	10	700	0.25
BZD27C16PW	N6	15.2	16	16.8	25	15	700	0.25
BZD27C18PW	N7	17.1	18	18.9	25	15	750	0.25
BZD27C20PW	P0	19	20	21	25	15	750	0.25
BZD27C22PW	P1	20.9	22	23.1	25	15	750	0.25
BZD27C24PW	P3	22.8	24	25.2	25	15	750	0.25
BZD27C27PW	P4	25.7	27	28.4	25	15	1000	0.25
BZD27C30PW	P5	28.5	30	31.5	25	15	1000	0.25
BZD27C33PW	P6	31.4	33	34.7	25	15	1000	0.25
BZD27C36PW	P7	34.2	36	37.8	10	40	1000	0.25
BZD27C39PW	P8	37.1	39	41	10	40	1000	0.25
BZD27C43PW	Q0	40.9	43	45.2	10	45	1500	0.25
BZD27C47PW	Q1	44.7	47	49.4	10	45	1500	0.25
BZD27C51PW	Q2	48.5	51	53.6	10	60	1500	0.25
BZD27C56PW	Q5	53.2	56	58.8	10	60	2000	0.25
BZD27C62PW	Q7	58.9	62	65.1	10	80	2000	0.25
BZD27C68PW	R1	64.6	68	71.4	10	80	2000	0.25
BZD27C75PW	R2	71.3	75	78.8	10	100	2000	0.25
BZD27C82PW	R3	77.9	82	86.1	10	200	3000	0.25
BZD27C91PW	R4	86.5	91	95.6	5	200	3000	0.25
BZD27C100PW	R5	95	100	105	5	200	3000	0.25
BZD27C110PW	R6	104.5	110	115.5	5	250	4000	0.25
BZD27C120PW	R7	114	120	126	5	300	4500	0.25
BZD27C130PW	R8	123.5	130	136.5	5	300	5000	0.25
BZD27C150PW	R9	142.5	150	157.5	5	300	6000	0.25
BZD27C160PW	R10	152	160	168	5	350	6500	0.25
BZD27C180PW	R11	171	180	189	5	450	7000	0.25
BZD27C200PW	R12	190	200	210	5	750	8000	0.25
BZD27C220PW	R13	209	220	231	5	900	8500	0.25

Notes:

1. Pulse test with PW=30 ms

ELECTRICAL SPECIFICATIONS (T_A = 25°C unless otherwise noted)

Part number	Marking code	Zener voltage			Test current	Clamping Voltage		Leakage current		Temperature coefficient of Zener voltage	
		V _Z @ I _{ZT} (Note 1)			I _{ZT}	V _C	@I _{RSM} (Note 3)	I _R @ V _R (Note 2)		α V _Z @ I _{ZT}	
		V			mA	V	A	μA	V	mV/°C	
		Min.	Nom.	Max.		Max.		Max.		Min.	Max.
BZD27C11PW	N2	10.5	11	11.6	50	15.7	9.6	4.0	8.2	0.05	0.10
BZD27C12PW	N3	11.4	12	12.6	50	17.0	8.8	3.0	9.1	0.05	0.10
BZD27C13PW	N4	12.4	13	13.7	50	18.9	7.9	2.0	10	0.05	0.10
BZD27C15PW	N5	14.3	15	15.8	50	20.9	7.2	1.0	11	0.05	0.10
BZD27C16PW	N6	15.2	16	16.8	25	22.9	6.6	1.0	12	0.06	0.11
BZD27C18PW	N7	17.1	18	18.9	25	25.6	5.9	1.0	13	0.06	0.11
BZD27C20PW	P0	19	20	21	25	28.4	5.3	1.0	15	0.06	0.11
BZD27C22PW	P1	20.9	22	23.1	25	31.0	4.8	1.0	16	0.06	0.11
BZD27C24PW	P3	22.8	24	25.2	25	33.8	4.4	1.0	18	0.06	0.11
BZD27C27PW	P4	25.7	27	28.4	25	38.1	3.9	1.0	20	0.06	0.11
BZD27C30PW	P5	28.5	30	31.5	25	42.2	3.6	1.0	22	0.06	0.11
BZD27C33PW	P6	31.4	33	34.7	25	46.2	3.2	1.0	24	0.07	0.12
BZD27C36PW	P7	34.2	36	37.8	10	50.1	3.0	1.0	27	0.07	0.12
BZD27C39PW	P8	37.1	39	41	10	54.1	2.8	1.0	30	0.07	0.12
BZD27C43PW	Q0	40.9	43	45.2	10	60.7	2.5	1.0	33	0.08	0.13
BZD27C47PW	Q1	44.7	47	49.4	10	65.5	2.3	1.0	36	0.08	0.13
BZD27C51PW	Q2	48.5	51	53.6	10	70.8	2.1	1.0	39	0.08	0.13
BZD27C56PW	Q5	53.2	56	58.8	10	78.6	1.9	1.0	43	0.09	0.13
BZD27C62PW	Q7	58.9	62	65.1	10	86.5	1.7	1.0	47	0.09	0.13
BZD27C68PW	R1	64.6	68	71.4	10	94.4	1.6	1.0	51	0.09	0.13
BZD27C75PW	R2	71.3	75	78.8	10	103.5	1.5	1.0	56	0.09	0.13
BZD27C82PW	R3	77.9	82	86.1	10	114	1.3	1.0	62	0.09	0.13
BZD27C91PW	R4	86.5	91	95.6	5	126	1.2	1.0	68	0.09	0.13
BZD27C100PW	R5	95	100	105	5	139	1.1	1.0	75	0.09	0.13
BZD27C110PW	R6	104.5	110	115.5	5	150	1.0	1.0	82	0.09	0.13
BZD27C120PW	R7	114	120	126	5	152	0.65	1.0	91	0.09	0.13
BZD27C130PW	R8	123.5	130	136.5	5	185	0.81	1.0	100	0.09	0.13
BZD27C150PW	R9	142.5	150	157.5	5	205	0.73	1.0	110	0.09	0.13
BZD27C160PW	R10	152	160	168	5	224	0.67	1.0	120	0.09	0.13
BZD27C180PW	R11	171	180	189	5	229	0.43	1.0	130	0.09	0.13
BZD27C200PW	R12	190	200	210	5	254	0.39	1.0	150	0.09	0.13
BZD27C220PW	R13	209	220	231	5	279	0.35	1.0	160	0.09	0.13

Notes :

1. Pulse test with PW=0.3 ms
2. Pulse test with PW=30 ms
3. 10/1000us waveform

CHARACTERISTICS CURVES

($T_A = 25^\circ\text{C}$ unless otherwise noted)

Fig1. Steady State Power Derating Curve

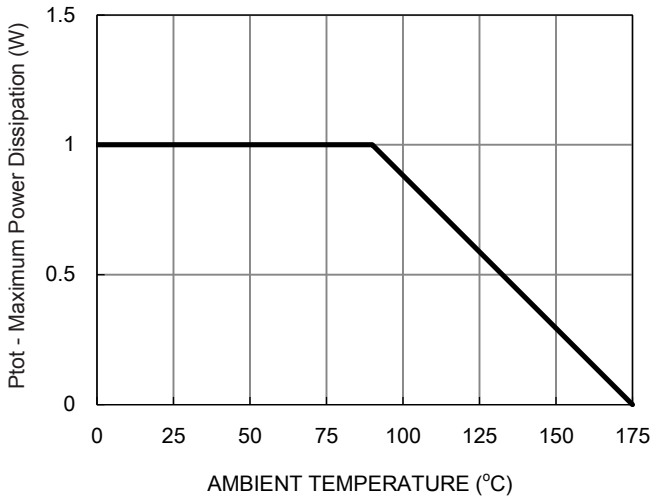


Fig2. Typical Junction Capacitance

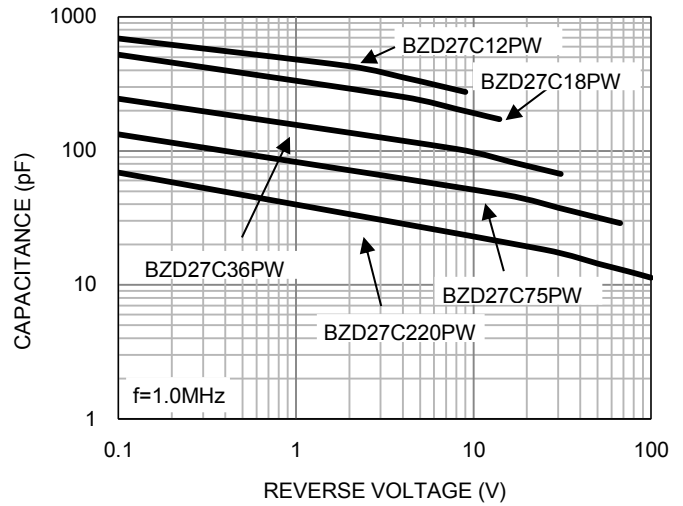


Fig3. Typical Forward Characteristics

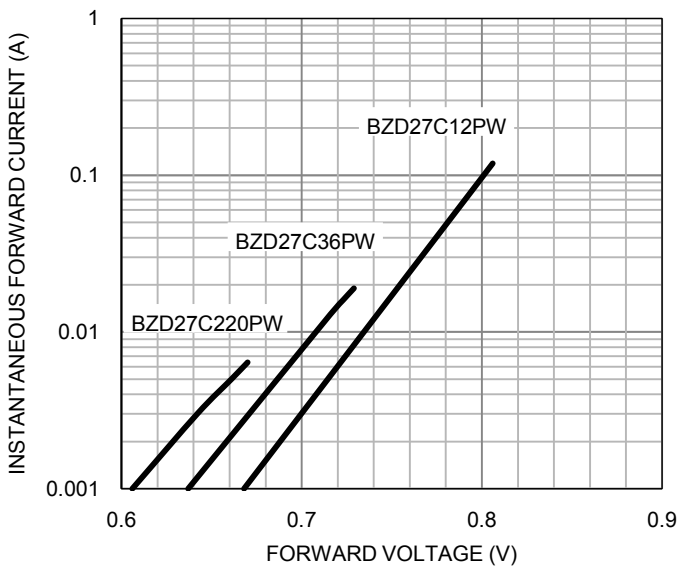
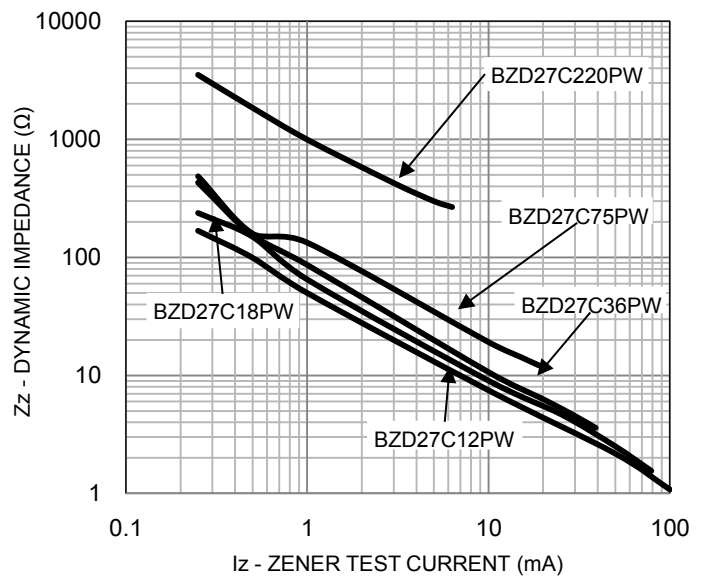
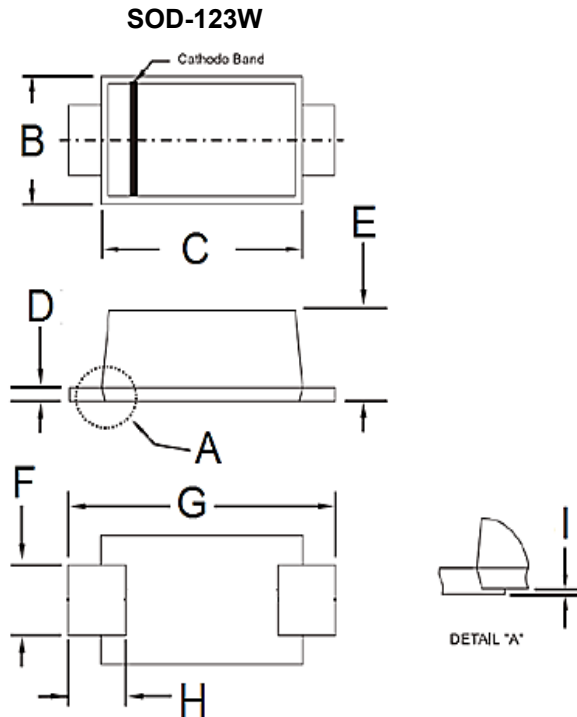


Fig4. Typical Zener Impedance

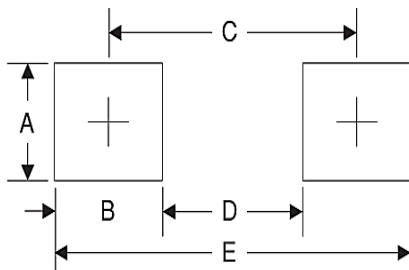


PACKAGE OUTLINE DIMENSIONS



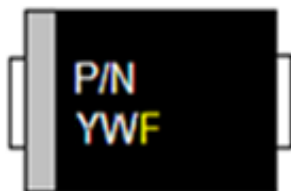
DIM.	Unit (mm)		Unit (inch)	
	Min	Max	Min	Max
B	1.70	1.90	0.067	0.075
C	2.60	2.90	0.102	0.114
D	0.10	0.22	0.004	0.009
E	0.90	1.02	0.035	0.040
F	0.90	1.05	0.035	0.041
G	3.60	3.80	0.142	0.150
H	0.50	0.85	0.020	0.033
I	0.00	0.10	0.000	0.004

SUGGESTED PAD LAYOUT



Symbol	Unit (mm)	Unit (inch)
A	1.4	0.055
B	1.2	0.047
C	3.1	0.122
D	1.9	0.075
E	4.3	0.169

MARKING DIAGRAM



- P/N = Marking Code
- YW = Date Code
- F = Factory Code

Notice

Specifications of the products displayed herein are subject to change without notice. TSC or anyone on its behalf, assumes no responsibility or liability for any errors or inaccuracies.

Information contained herein is intended to provide a product description only. No license, express or implied, to any intellectual property rights is granted by this document. Except as provided in TSC's terms and conditions of sale for such products, TSC assumes no liability whatsoever, and disclaims any express or implied warranty, relating to sale and/or use of TSC products including liability or warranties relating to fitness for a particular purpose, merchantability, or infringement of any patent, copyright, or other intellectual property right.

The products shown herein are not designed for use in medical, life-saving, or life-sustaining applications. Customers using or selling these products for use in such applications do so at their own risk and agree to fully indemnify TSC for any damages resulting from such improper use or sale.

Mouser Electronics

Authorized Distributor

Click to View Pricing, Inventory, Delivery & Lifecycle Information:

Taiwan Semiconductor:

[BZD27C100P](#) [BZD27C10P](#) [BZD27C11P](#) [BZD27C120P](#) [BZD27C12P](#) [BZD27C13P](#) [BZD27C15P](#) [BZD27C16P](#)
[BZD27C180P](#) [BZD27C200P](#) [BZD27C220P](#) [BZD27C240P](#) [BZD27C24P](#) [BZD27C27P](#) [BZD27C33P](#) [BZD27C36P](#)
[BZD27C39P](#) [BZD27C43P](#) [BZD27C47P](#) [BZD27C51P](#) [BZD27C62P](#) [BZD27C68P](#) [BZD27C75P](#) [BZD27C75P RQ](#)
[BZD27C13P RQ](#) [BZD27C43P RQ](#) [BZD27C10P RQ](#) [BZD27C62P RQ](#) [BZD27C33P RQ](#) [BZD27C200P RQ](#)
[BZD27C100P RQ](#) [BZD27C68P RQ](#) [BZD27C39P RQ](#) [BZD27C27P RQ](#) [BZD27C15P RQ](#) [BZD27C180P RQ](#)
[BZD27C18P RQ](#) [BZD27C51P RQ](#) [BZD27C120P RQ](#) [BZD27C220P RQ](#) [BZD27C16P RQ](#) [BZD27C12P RQ](#)
[BZD27C18P](#) [BZD27C24P RQ](#) [BZD27C11P RQ](#) [BZD27C47P RQ](#) [BZD27C36P RQ](#) [BZD27C240P RQ](#) [BZD27C30P](#)
[R3](#) [BZD27C30P RQ](#) [BZD27C30P R2](#) [BZD27C8V2PHR2](#) [BZD27C16P R2](#) [BZD27C240P R2G](#) [BZD27C7V5PHR2G](#)
[BZD27C62P R2](#) [BZD27C51P R2](#) [BZD27C51P RQG](#) [BZD27C68PHR2](#) [BZD27C68PHR2G](#) [BZD27C75PHR3](#)
[BZD27C27PHR2](#) [BZD27C13P RQG](#) [BZD27C91P RQ](#) [BZD27C18PHR3](#) [BZD27C24PHR2G](#) [BZD27C120P RQG](#)
[BZD27C100P R2G](#) [BZD27C10PHR3G](#) [BZD27C43PHRQG](#) [BZD27C51P R3G](#) [BZD27C82P R3G](#) [BZD27C82PHR3](#)
[BZD27C47P R2G](#) [BZD27C33P R3G](#) [BZD27C91P R2](#) [BZD27C62PHR3G](#) [BZD27C36P R3G](#) [BZD27C120P R2G](#)
[BZD27C8V2P R2G](#) [BZD27C18P RQG](#) [BZD27C33PHR3G](#) [BZD27C10P RQG](#) [BZD27C160P R2G](#) [BZD27C240P R3G](#)
[BZD27C100PHR3](#) [BZD27C100P R3G](#) [BZD27C43PHR3](#) [BZD27C13P R2](#) [BZD27C200P R2](#) [BZD27C160P R3G](#)
[BZD27C9V1PHR3G](#) [BZD27C240PHR3](#) [BZD27C220PHRQ](#) [BZD27C100PHR3G](#) [BZD27C240P R2](#) [BZD27C10P R2](#)
[BZD27C18P R2](#) [BZD27C15PHRQG](#) [BZD27C82P RQG](#)