

Surface Mount Zener Diodes

FEATURES

- Zener voltage range selection: 2.4V to 39V
- Ideally suited for automated assembly processes
- Moisture sensitivity : Level 1 per J-STD-020
- RoHS Compliant
- Halogen-free according to IEC 61249-2-21

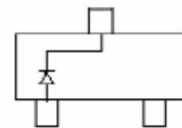
APPLICATIONS

- Low voltage stabilizers or voltage references
- Adapters
- Lighting application
- On-board DC/DC converter

MECHANICAL DATA

- Case: SOT-23
- Molding compound: UL flammability classification rating 94V-0
- Terminal: Matte tin plated leads, solderable per J-STD-002
- Meet JESD 201 class 1A whisker test
- Weight: 8mg (approximately)

KEY PARAMETERS		
PARAMETER	VALUE	UNIT
V_Z	2.4-39	V
P_D	300	mW
V_F at $I_F=10\text{mA}$	0.9	V
T_J Max.	150	°C
Package	SOT-23	
Configuration	Single die	



ABSOLUTE MAXIMUM RATINGS ($T_A = 25^\circ\text{C}$ unless otherwise noted)			
PARAMETER	SYMBOL	VALUE	UNIT
Power dissipation	P_D	300	mW
Forward voltage @ $I_F=10\text{mA}$	V_F	0.9	V
Junction temperature range	T_J	-65 to +150	°C
Storage temperature range	T_{STG}	-65 to +150	°C

THERMAL PERFORMANCE			
PARAMETER	SYMBOL	TYP	UNIT
Junction-to-ambient thermal resistance	$R_{\theta JA}$	417	°C/W

ELECTRICAL SPECIFICATIONS ($T_A = 25^\circ\text{C}$ unless otherwise noted)												
PART NUMBER (Note 1)	MARKING CODE	ZENER VOLTAGE RANGE (Note 2)				ZENER IMPEDANCE (Note 3)			LEAKAGE CURRENT		TYPICAL TEMPERATURE COEFFICIENT	
		$V_Z @ I_{ZT}$			I_{ZT}	$Z_{ZT} @ I_{ZT}$	$Z_{ZK} @ I_{ZK}$	I_{ZK}	$I_Z @ V_Z$		@ I_{ZT}	
		V			mA	Ω	Ω	mA	μA	V	mV/ $^\circ\text{C}$	
		Nom.	Min.	Max.		Max.	Max.		Max.		Min.	Max.
BZX84C2V4	Z11	2.4	2.2	2.6	5	100	600	1.0	50	1.0	-3.5	0
BZX84C2V7	Z12	2.7	2.5	2.9	5	100	600	1.0	20	1.0	-3.5	0
BZX84C3V0	Z13	3.0	2.8	3.2	5	95	600	1.0	10	1.0	-3.5	0
BZX84C3V3	Z14	3.3	3.1	3.5	5	95	600	1.0	5.0	1.0	-3.5	0
BZX84C3V6	Z15	3.6	3.4	3.8	5	90	600	1.0	5.0	1.0	-3.5	0
BZX84C3V9	Z16	3.9	3.7	4.1	5	90	600	1.0	3.0	1.0	-3.5	0
BZX84C4V3	Z17	4.3	4.0	4.6	5	90	600	1.0	3.0	1.0	-3.5	0.0
BZX84C4V7	Z1	4.7	4.4	5.0	5	80	500	1.0	3.0	2.0	-3.5	0.2
BZX84C5V1	Z2	5.1	4.8	5.4	5	60	480	1.0	2.0	2.0	-2.7	1.2
BZX84C5V6	Z3	5.6	5.2	6.0	5	40	400	1.0	1.0	2.0	-2.0	2.5
BZX84C6V2	Z4	6.2	5.8	6.6	5	10	150	1.0	3.0	4.0	0.4	3.7
BZX84C6V8	Z5	6.8	6.4	7.2	5	15	80	1.0	2.0	4.0	1.2	4.5
BZX84C7V5	Z6	7.5	7.0	7.9	5	15	80	1.0	1.0	5.0	2.5	5.3
BZX84C8V2	Z7	8.2	7.7	8.7	5	15	80	1.0	0.7	5.0	3.2	6.1
BZX84C9V1	Z8	9.1	8.5	9.6	5	15	100	1.0	0.5	6.0	3.8	7.0
BZX84C10	Z9	10	9.4	10.6	5	20	150	1.0	0.2	7.0	4.5	8.0
BZX84C11	Y1.	11	10.4	11.6	5	20	150	1.0	0.1	8.0	5.4	9.0
BZX84C12	Y2.	12	11.4	12.7	5	25	150	1.0	0.1	8.0	6.0	10.0
BZX84C13	Y3	13	12.4	14.1	5	30	170	1.0	0.1	8.0	7.0	11.0
BZX84C15	Y4	15	13.8	15.6	5	30	200	1.0	0.1	10.5	9.2	13.0
BZX84C16	Y5	16	15.3	17.1	5	40	200	1.0	0.1	11.2	10.4	14.0
BZX84C18	Y6	18	16.8	19.1	5	45	225	1.0	0.1	12.6	12.4	16.0
BZX84C20	Y7	20	18.8	21.2	5	55	225	1.0	0.1	14.0	14.4	18.0
BZX84C22	Y8	22	20.8	23.3	5	55	250	1.0	0.1	15.4	16.4	20.0
BZX84C24	Y9	24	22.8	25.6	5	70	250	1.0	0.1	16.8	18.4	22.0
BZX84C27	Y10	27	25.1	28.9	2	80	300	0.5	0.1	18.9	21.4	25.3
BZX84C30	Y11	30	28	32	2	80	300	0.5	0.1	21.0	24.4	29.4
BZX84C33	Y12	33	31	35	2	80	325	0.5	0.1	23.1	27.4	33.4
BZX84C36	Y13	36	34	38	2	90	350	0.5	0.1	25.2	30.4	37.4
BZX84C39	Y14	39	37	41	2	130	350	0.5	0.1	27.3	33.4	41.2

Notes:

- Valid provided that device terminals are kept at ambient temperature.
- Tested with pulses, 300 μs pulse width, period = 5 ms
- f = 1KHz

ORDERING INFORMATION		
ORDERING CODE (Note 1, 2)	PACKAGE	PACKING
BZX84Cxxx RF	SOT-23	3K / 7" Reel
BZX84Cxxx RFG	SOT-23	3K / 7" Reel

Note 1:

"xxx" defines voltage from 2.4V (BZX84C2V4) to 39V (BZX84C39)

Note 2:

"G" means green compound (halogen free)

CHARACTERISTICS CURVES

($T_A = 25^\circ\text{C}$ unless otherwise noted)

Fig. 1 Power Derating Curve

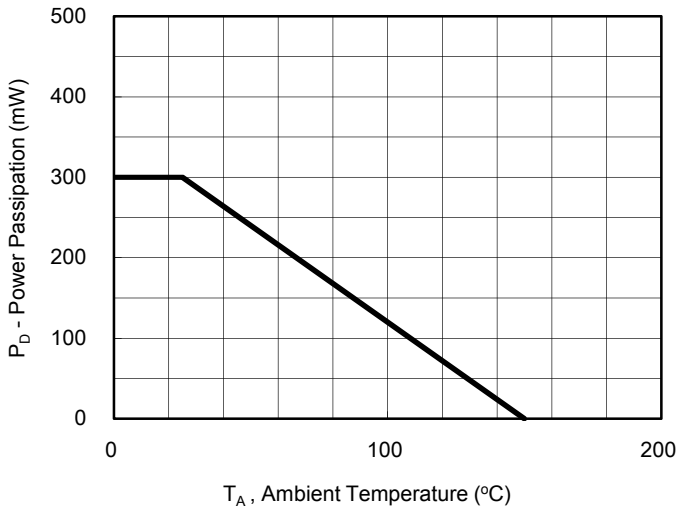


Fig. 2 Zener Breakdown Characteristics

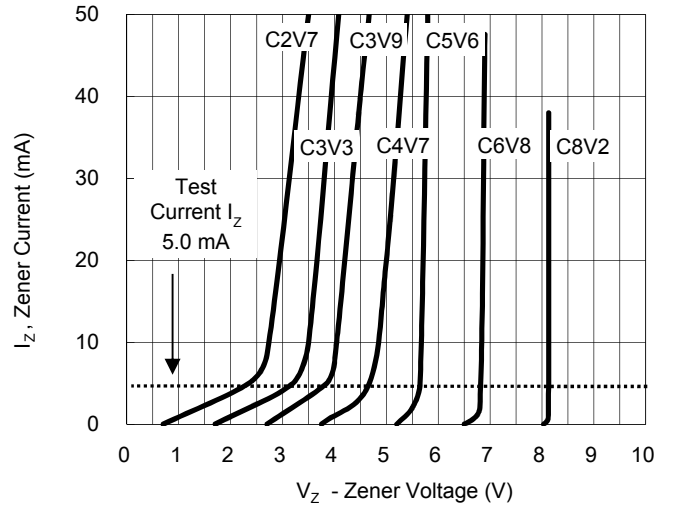


Fig. 3 Zener Breakdown Characteristics

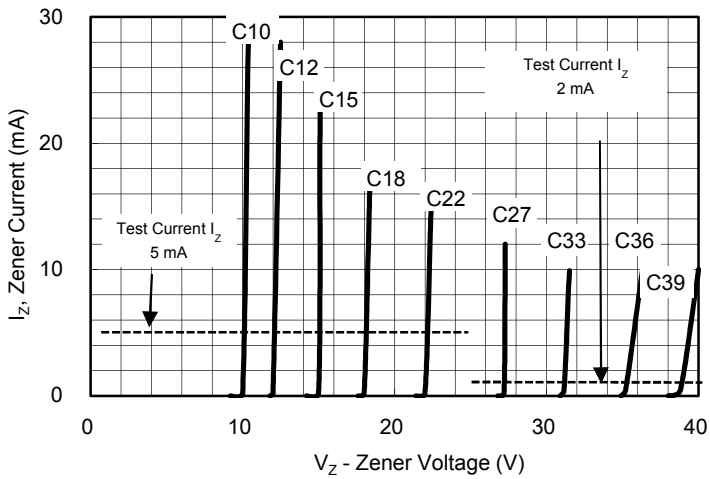
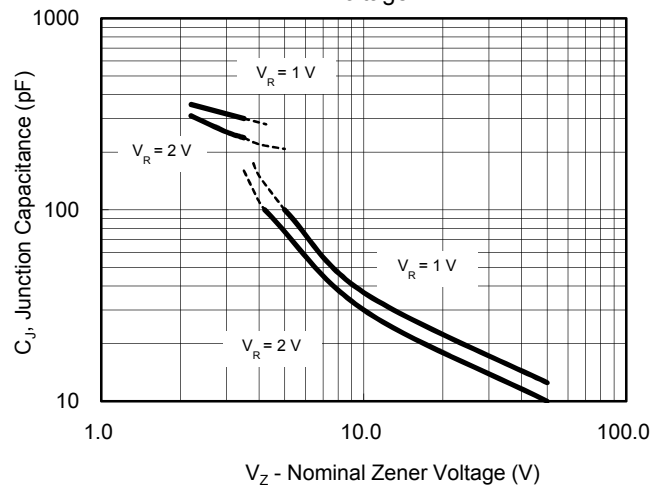
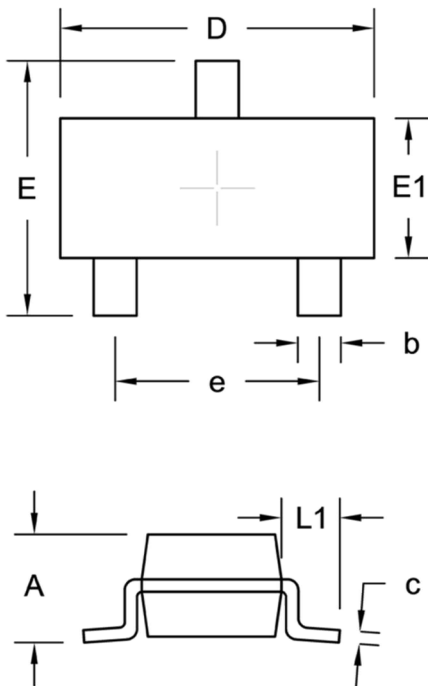


Fig. 4 Junction Capacitance VS. Nomial Zener Voltage



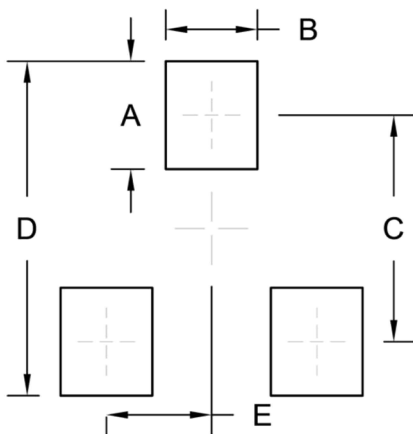
PACKAGE OUTLINE DIMENSION

SOT-23



DIM.	Unit (mm)		Unit (inch)	
	Min.	Max.	Min.	Max.
A	0.89	1.12	0.035	0.044
b	0.30	0.50	0.012	0.020
c	0.08	0.20	0.003	0.008
D	2.80	3.04	0.110	0.120
E	2.10	2.64	0.083	0.104
E1	1.20	1.40	0.047	0.055
e	1.90 BSC		0.075 BSC	
L1	0.54 REF.		0.021 REF.	

SUGGESTED PAD LAYOUT



Symbol	Unit (mm)	Unit (inch)
A	1.00	0.039
B	0.85	0.033
C	2.10	0.083
D	3.10	0.122
E	0.98	0.039

Notice

Specifications of the products displayed herein are subject to change without notice. TSC or anyone on its behalf, assumes no responsibility or liability for any errors or inaccuracies.

Purchasers are solely responsible for the choice, selection, and use of TSC products and TSC assumes no liability for application assistance or the design of Purchasers' products.

Information contained herein is intended to provide a product description only. No license, express or implied, to any intellectual property rights is granted by this document. Except as provided in TSC's terms and conditions of sale for such products, TSC assumes no liability whatsoever, and disclaims any express or implied warranty, relating to sale and/or use of TSC products including liability or warranties relating to fitness for a particular purpose, merchantability, or infringement of any patent, copyright, or other intellectual property right.

The products shown herein are not designed for use in medical, life-saving, or life-sustaining applications. Customers using or selling these products for use in such applications do so at their own risk and agree to fully indemnify TSC for any damages resulting from such improper use or sale.

Mouser Electronics

Authorized Distributor

Click to View Pricing, Inventory, Delivery & Lifecycle Information:

Taiwan Semiconductor:

[BZX84C27](#) [BZX84C30](#) [BZX84C33](#) [BZX84C36](#) [BZX84C39](#) [BZX84C10](#) [BZX84C11](#) [BZX84C12](#) [BZX84C13](#)
[BZX84C15](#) [BZX84C16](#) [BZX84C18](#) [BZX84C20](#) [BZX84C22](#) [BZX84C24](#) [BZX84C2V4](#) [BZX84C2V7](#) [BZX84C3V0](#)
[BZX84C3V3](#) [BZX84C3V6](#) [BZX84C3V9](#) [BZX84C4V3](#) [BZX84C4V7](#) [BZX84C5V1](#) [BZX84C5V6](#) [BZX84C6V2](#)
[BZX84C6V8](#) [BZX84C7V5](#) [BZX84C8V2](#) [BZX84C9V1](#) [BZX84C3V0 RF](#) [BZX84C3V6 RF](#) [BZX84C33 RF](#) [BZX84C6V2](#)
[RF](#) [BZX84C9V1 RF](#) [BZX84C20 RF](#) [BZX84C10 RFG](#) [BZX84C2V4 RFG](#) [BZX84C3V9 RFG](#) [BZX84C11 RFG](#)
[BZX84C13 RFG](#) [BZX84C36 RFG](#) [BZX84C2V7 RFG](#) [BZX84C12 RFG](#) [BZX84C4V7 RFG](#) [BZX84C7V5 RFG](#)
[BZX84C3V3 RFG](#) [BZX84C20 RFG](#) [BZX84C24 RF](#) [BZX84C27 RF](#) [BZX84C6V2 RFG](#) [BZX84C33 RFG](#) [BZX84C24](#)
[RFG](#) [BZX84C6V8 RFG](#) [BZX84C27 RFG](#) [BZX84C30 RFG](#) [BZX84C5V6 RFG](#) [BZX84C15 RFG](#) [BZX84C18 RFG](#)
[BZX84C3V6 RFG](#) [BZX84C8V2 RF](#) [BZX84C7V5 RF](#) [BZX84C6V8 RF](#) [BZX84C5V1 RFG](#) [BZX84C4V3 RFG](#)
[BZX84C8V2 RFG](#) [BZX84C5V6 RF](#) [BZX84C16 RF](#) [BZX84C36 RF](#) [BZX84C39 RF](#) [BZX84C18 RF](#) [BZX84C11 RF](#)
[BZX84C13 RF](#) [BZX84C3V3 RF](#) [BZX84C12 RF](#) [BZX84C39 RFG](#) [BZX84C16 RFG](#) [BZX84C3V0 RFG](#) [BZX84C15 RF](#)
[BZX84C4V7 RF](#) [BZX84C22 RFG](#) [BZX84C30 RF](#) [BZX84C5V1 RF](#) [BZX84C4V3 RF](#) [BZX84C3V9 RF](#) [BZX84C10 RF](#)
[BZX84C22 RF](#) [BZX84C9V1 RFG](#) [BZX84C2V4 RF](#) [BZX84C2V7 RF](#)