


LOW PROFILE SHIELDED SMD CHIP POWER INDUCTOR



4.0 x 4.0 x 1.8mm/
4.0 x 4.0 x 1.88mm

ASPI-0418FS



RoHS
Compliant

FEATURES:

- Small size and low profile: 1.88mm max.
- Small DCR and high rated current
- High reliability to mechanical strength
- Magnetically shielded by magnetic powder molding
- Suitable for RoHS reflow profile

APPLICATIONS:

- Mobile phones
- MP3 & 4 and other portable communication equipment
- Digital cameras.

ELECTRICAL SPECIFICATIONS:

Abracon P/N:	ASPI-0418FS Series
Operating Temperature & Humidity :	-40°C to +125°C (Including self generated heat)
Storage Temperature & Humidity:	-40°C to +125°C

Part Number	Inductance	Inductance Tolerance	DCR	DCR Tolerance	Saturation Current	Temperature Rise Current
Units	μH	%	mΩ	%	A	A
Symbol	L	M, N	DCR		Isat	Irms
ASPI-0418FS-R82	0.82	N	16	±30%	4.20	4.00
ASPI-0418FS-1R0	1.0	N	19		4.70	3.70
ASPI-0418FS-1R2	1.2	N	21		4.00	3.50
ASPI-0418FS-1R5	1.5	N	27		3.50	3.10
ASPI-0418FS-2R2	2.2	M	37		3.00	2.90
ASPI-0418FS-2R7	2.7	M	43	±20%	2.40	2.30
ASPI-0418FS-3R3	3.3	M	55		2.30	2.20
ASPI-0418FS-4R7	4.7	M	70		2.00	1.90
ASPI-0418FS-6R8	6.8	M	98		1.60	1.50
ASPI-0418FS-100	10	M	150		1.40	1.30
ASPI-0418FS-150	15	M	220		1.10	1.00
ASPI-0418FS-220	22	M	290		0.95	0.90
ASPI-0418FS-330	33	M	460		0.75	0.70
ASPI-0418FS-470	47	M	650		0.62	0.60
ASPI-0418FS-680	68	M	940		0.50	0.50
ASPI-0418FS-101	100	M	1330		0.45	0.42
ASPI-0418FS-151	150	M	2000	0.35	0.32	
ASPI-0418FS-221	220	M	2960	0.30	0.28	

Test Conditions

1. Inductance is measured in HP-4285A Precision LCR Meter.
2. RDC is measured in DU-5011 milli ohm meter.(or equivalent).
3. Isat : Based on inductance change ($\Delta L/L_0 : \leq -30\%$)
4. Irms : Based on temperature rise ($\Delta T : 40^\circ\text{C TYP.}$)
5. Test Freq: 100KHz, 1Vrms

OPTIONS AND PART IDENTIFICATION

ASPI-0418FS---


Inductance Code
Please refer to the Electrical Spec Table

Tolerance
N: ±30%*
M: ±20%*

Packaging
T3: Tape and Reel (3kpcs / reel)

*N for L = 0.82 ~ 1.5μH
*M for L = 2.2 ~ 220μH

LOW PROFILE SHIELDED SMD CHIP POWER INDUCTOR



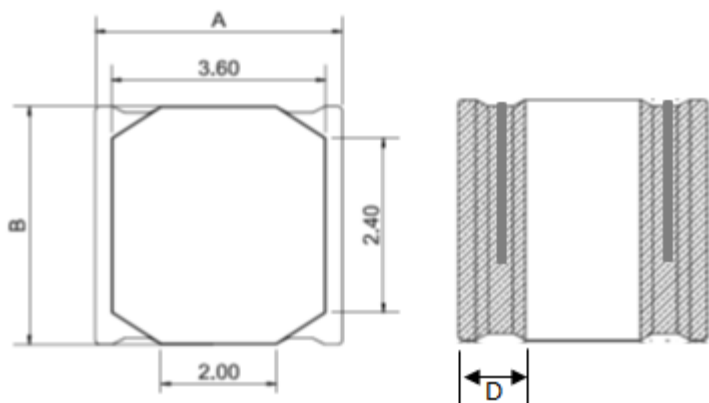
4.0 x 4.0 x 1.8mm/
4.0 x 4.0 x 1.88mm

ASPI-0418FS



RoHS
Compliant

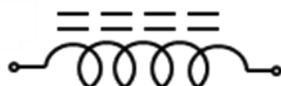
OUTLINE DRAWING:



A	B	C Max.	D
4.0±0.2	4.0±0.2	1.88 for R82-2R7 1.80 for 3R3-221	1.3

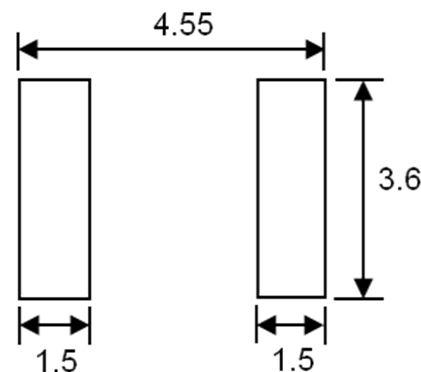


Circuit Schematic




No Polarity

Recommended Land Pattern



Dimension: mm

LOW PROFILE SHIELDED SMD CHIP POWER INDUCTOR



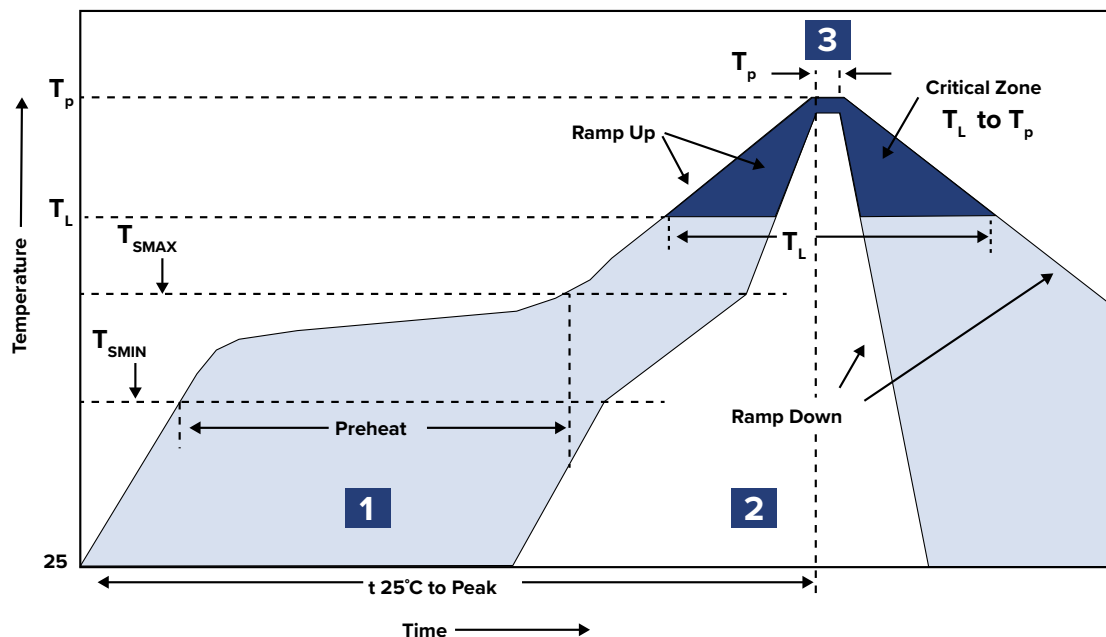
4.0 x 4.0 x 1.8mm/
4.0 x 4.0 x 1.88mm

ASPI-0418FS



RoHS
Compliant

REFLOW PROFILE:



Zone	Description	Temperature	Time
1	Preheat / Soak	T_{SMAX} 150°C	60 ~ 100 sec.
2	Reflow	T_L 200°C	20 sec. MAX
3	Peak heat	T_P 260°C	10 sec. MAX

Dimension: mm

ATTENTION: Abracon Corporation's products are COTS – Commercial-Off-The-Shelf products; suitable for Commercial, Industrial and, where designated, Automotive Applications. Abracon's products are not specifically designed for Military, Aviation, Aerospace, Life-dependant Medical applications or any application requiring high reliability where component failure could result in loss of life and/or property. For applications requiring high reliability and/or presenting an extreme operating environment, written consent and authorization from Abracon Corporation is required. Please contact Abracon Corporation for more information.

Mouser Electronics

Authorized Distributor

Click to View Pricing, Inventory, Delivery & Lifecycle Information:

ABRACON:

[ASPI-0418FS-100M-T2](#) [ASPI-0418FS-220M-T2](#) [ASPI-0418FS-2R2M-T2](#) [ASPI-0418FS-3R3M-T2](#) [ASPI-0418FS-4R7M-T2](#) [ASPI-0418FS-6R8M-T2](#) [ASPI-0418FS-KIT](#) [ASPI-0418FS-220M-T3](#) [ASPI-0418FS-4R7M-T3](#) [ASPI-0418FS-3R3M-T3](#) [ASPI-0418FS-6R8M-T3](#) [ASPI-0418FS-100M-T3](#) [ASPI-0418FS-2R2M-T3](#) [ASPI-0418FS-101M-T3](#) [ASPI-0418FS-151M-T3](#) [ASPI-0418FS-221M-T3](#) [ASPI-0418FS-680M-T3](#)