


# PCB terminal block - PT 2,5/13-5,0-V



1987834

<https://www.phoenixcontact.com/pc/products/1987834>

Please be informed that the data shown in this PDF document is generated from our Online Catalog. Please find the complete data in the user documentation. Our General Terms of Use for Downloads are valid.



PCB terminal block, nominal current: 32 A, rated voltage (III/2): 400 V, nominal cross section: 2.5 mm<sup>2</sup>, number of potentials: 13, number of rows: 1, number of positions per row: 13, product range: PT 2,5/..-V, pitch: 5 mm, connection method: Screw connection with wire protector, mounting: Wave soldering, conductor/PCB connection direction: 90 °, color: green, Pin layout: Linear pinning, Solder pin [P]: 4.1 mm, number of solder pins per potential: 1, type of packaging: packed in cardboard

## Your advantages

- Well-known connection principle allows worldwide use
- Low temperature rise, thanks to maximum contact force
- High terminal block capacity thanks to rectangular terminal block space
- Allows connection of two conductors
- The latching on the side enables various numbers of positions to be combined

## Commercial Data

Item number	1987834
Packing unit	50 pc
Minimum order quantity	1 pc
Note	Made to Order (non-returnable)
Product Key	AAMFNC
Catalog Page	Page 427 (C-1-2013)
GTIN	4017918973308
Weight per Piece (including packing)	15.86 g
Weight per Piece (excluding packing)	15.7 g
Customs tariff number	85369010
Country of origin	PL

# PCB terminal block - PT 2,5/13-5,0-V



1987834

<https://www.phoenixcontact.com/pc/products/1987834>

## Technical Data

### Product properties

Type	PC termination block
Product line	COMBICON Terminals M
Product type	Printed circuit board terminal
Number of positions	13
Pitch	5 mm
Number of connections	13
Number of rows	1
Number of potentials	13
Pin layout	Linear pinning
Solder pins per potential	1

### Electrical properties

Nominal current $I_N$	32 A
Nominal voltage $U_N$	400 V
Degree of pollution	3
Rated voltage (III/3)	250 V
Rated surge voltage (III/3)	4 kV
Rated voltage (III/2)	400 V
Rated surge voltage (III/2)	4 kV

### Connection data

#### Connection technology

Type	PC termination block
Nominal cross section	2.5 mm <sup>2</sup>

#### Conductor connection

Connection method	Screw connection with wire protector
Conductor cross section solid	0.5 mm <sup>2</sup> ... 4 mm <sup>2</sup>
Conductor cross section flexible	0.5 mm <sup>2</sup> ... 4 mm <sup>2</sup>
Conductor cross section AWG	20 ... 10
Conductor cross section flexible, with ferrule without plastic sleeve	0.5 mm <sup>2</sup> ... 2.5 mm <sup>2</sup>
Conductor cross section, flexible, with ferrule, with plastic sleeve	0.5 mm <sup>2</sup> ... 2.5 mm <sup>2</sup>
2 conductors with same cross section, solid	0.5 mm <sup>2</sup> ... 1.5 mm <sup>2</sup>
2 conductors with same cross section, flexible	0.5 mm <sup>2</sup> ... 1.5 mm <sup>2</sup>
2 conductors with same cross section, flexible, with ferrule without plastic sleeve	0.5 mm <sup>2</sup> ... 0.75 mm <sup>2</sup>
2 conductors with the same cross section, flexible, with TWIN ferrule with plastic sleeve	0.5 mm <sup>2</sup> ... 1.5 mm <sup>2</sup>
Stripping length	6.5 mm
Tightening torque	0.45 Nm ... 0.5 Nm

# PCB terminal block - PT 2,5/13-5,0-V



1987834

<https://www.phoenixcontact.com/pc/products/1987834>

## Mounting

Mounting type	Wave soldering
Pin layout	Linear pinning

## Material specifications

### Material data - contact

Note	WEEE/RoHS-compliant, free of whiskers according to IEC 60068-2-82/JEDEC JESD 201
Contact material	Cu alloy
Surface characteristics	Tin-plated
Metal surface terminal point (top layer)	Tin (3 - 12 $\mu\text{m}$ Sn)
Metal surface terminal point (middle layer)	Nickel (1.5 - 4 $\mu\text{m}$ Ni)
Metal surface soldering area (top layer)	Tin (3 - 12 $\mu\text{m}$ Sn)
Metal surface soldering area (middle layer)	Nickel (1.5 - 4 $\mu\text{m}$ Ni)

### Material data - housing

Color (Housing)	green (6021)
Insulating material	PA
Insulating material group	I
CTI according to IEC 60112	600
Flammability rating according to UL 94	V0
Glow wire flammability index GWFI according to EN 60695-2-12	850
Glow wire ignition temperature GWIT according to EN 60695-2-13	775
Temperature for the ball pressure test according to EN 60695-10-2	125 °C

### Material data – actuating element

Color ()	()
----------	----

## Notes

Note on application	For safe conductor connection, always adhere to a defined tightening torque. Particularly in the case of PCB terminal blocks with two or three positions, the individual solder pin for each contact point cannot compensate for this. That is why the terminal blocks must be supported during conductor connection (held with one hand, support on the housing).
---------------------	--

## Dimensions

Dimensional drawing	
Pitch	5 mm
Width [w]	65 mm

# PCB terminal block - PT 2,5/13-5,0-V



1987834

<https://www.phoenixcontact.com/pc/products/1987834>

Height [h]	13.1 mm
Length [l]	13.5 mm
Installed height	9 mm
Solder pin length [P]	4.1 mm

## PCB design

Pin spacing	5 mm
-------------	------

## Electrical tests

### Air clearances and creepage distances |

Specification	IEC 60947-1:2007-06 + A1:2010-12 + A2:2014-09
Insulating material group	I
Comparative tracking index (IEC 60112)	CTI 600
Rated insulation voltage (III/3)	250 V
Rated surge voltage (III/3)	4 kV
minimum clearance value - non-homogenous field (III/3)	3 mm
minimum creepage distance (III/3)	3.2 mm
Rated insulation voltage (III/2)	400 V
Rated surge voltage (III/2)	4 kV
minimum clearance value - non-homogenous field (III/2)	3 mm
minimum creepage distance (III/2)	3 mm
Rated insulation voltage (II/2)	630 V
Rated surge voltage (II/2)	4 kV
minimum clearance value - non-homogenous field (II/2)	3 mm
minimum creepage distance (II/2)	3.2 mm

## Environmental and real-life conditions

### Ambient conditions

Ambient temperature (operation)	-40 °C ... 100 °C (Depending on the current carrying capacity/derating curve)
Ambient temperature (storage/transport)	-40 °C ... 70 °C
Relative humidity (storage/transport)	30 % ... 70 %
Ambient temperature (assembly)	-5 °C ... 100 °C

## Packaging specifications

Type of packaging	packed in cardboard
-------------------	---------------------

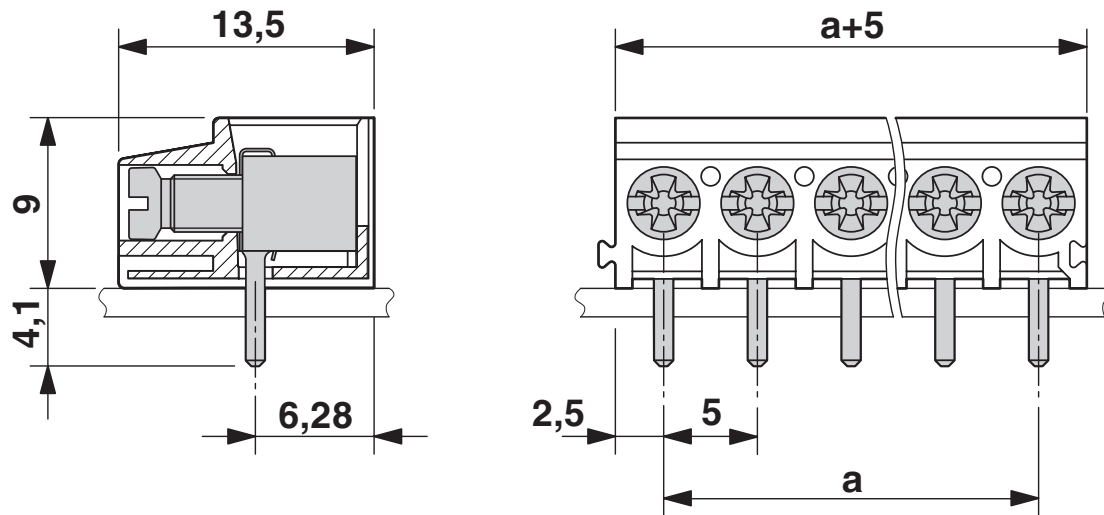
# PCB terminal block - PT 2,5/13-5,0-V

1987834

<https://www.phoenixcontact.com/pc/products/1987834>

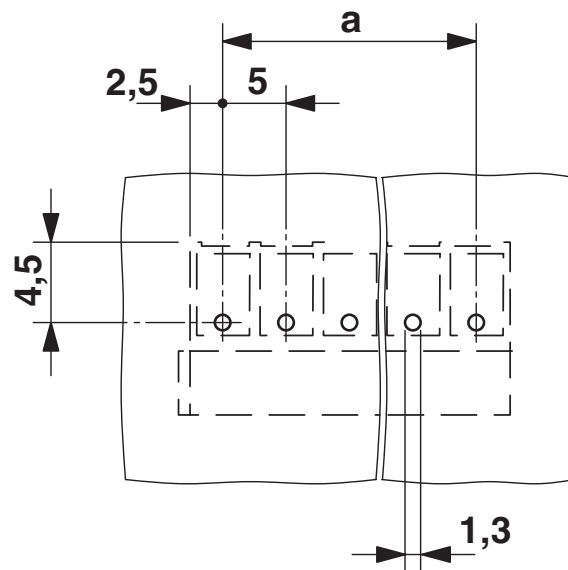
## Drawings

Dimensional drawing



The figure shows the 5-pos. version

Drilling plan/solder pad geometry



The figure shows the 5-pos. version

# PCB terminal block - PT 2,5/13-5,0-V





1987834

<https://www.phoenixcontact.com/pc/products/1987834>

## Approvals

 <b>IECEE CB Scheme</b> Approval ID: DE1-63844				
	Nominal Voltage $U_N$	Nominal Current $I_N$	Cross Section AWG	Cross Section $\text{mm}^2$
	250 V	32 A	-	0.5 - 4

 <b>EAC</b> Approval ID: B.01687				
--	--	--	--	--

 <b>cULus Recognized</b> Approval ID: E60425-20030211				
	Nominal Voltage $U_N$	Nominal Current $I_N$	Cross Section AWG	Cross Section $\text{mm}^2$
Use group B				
	300 V	20 A	20 - 12	-
Use group D				
	300 V	10 A	20 - 12	-

 <b>VDE Gutachten mit Fertigungsüberwachung</b> Approval ID: 40029839				
	Nominal Voltage $U_N$	Nominal Current $I_N$	Cross Section AWG	Cross Section $\text{mm}^2$
	250 V	32 A	-	0.5 - 4

# PCB terminal block - PT 2,5/13-5,0-V



1987834

<https://www.phoenixcontact.com/pc/products/1987834>

## Classifications

### ECLASS

ECLASS-9.0	27440401
ECLASS-10.0.1	27440401
ECLASS-11.0	27460101

### ETIM

ETIM 8.0	EC002643
----------	----------

### UNSPSC

UNSPSC 21.0	39121400
-------------	----------

# PCB terminal block - PT 2,5/13-5,0-V



1987834

<https://www.phoenixcontact.com/pc/products/1987834>

## Environmental Product Compliance

REACH SVHC	Lead 7439-92-1
China RoHS	Environmentally Friendly Use Period = 50 years
	For information on hazardous substances, refer to the manufacturer's declaration available under "Downloads"



# PCB terminal block - PT 2,5/13-5,0-V



1987834

<https://www.phoenixcontact.com/pc/products/1987834>

## Accessories

### Screwdriver

Screwdriver - SZS 0,6X3,5 - 1205053

<https://www.phoenixcontact.com/pc/products/1205053>




Actuation tool, for ST terminal blocks, insulated, also suitable for use as a bladed screwdriver, size: 0.6 x 3.5 x 100 mm, 2-component grip, with non-slip grip

### Marker card

Marker card - SK 5/3,8:FORTL.ZAHLEN - 0804183

<https://www.phoenixcontact.com/pc/products/0804183>



Marker card, white, labeled, horizontal: consecutive numbers 1 ... 10, 11 ... 20, etc. up to 91 ... (99)100, mounting type: adhesive, for terminal block width: 5 mm, lettering field size: 5 x 3.8 mm

Phoenix Contact 2023 © - all rights reserved

<https://www.phoenixcontact.com>

PHOENIX CONTACT GmbH & Co. KG

Flachsmarktstraße 8

D-32825 Blomberg

+49 (0) 5235-3 00

[info@phoenixcontact.com](mailto:info@phoenixcontact.com)