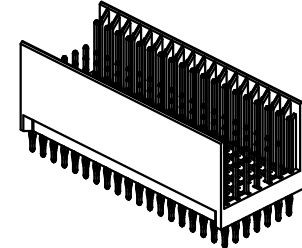
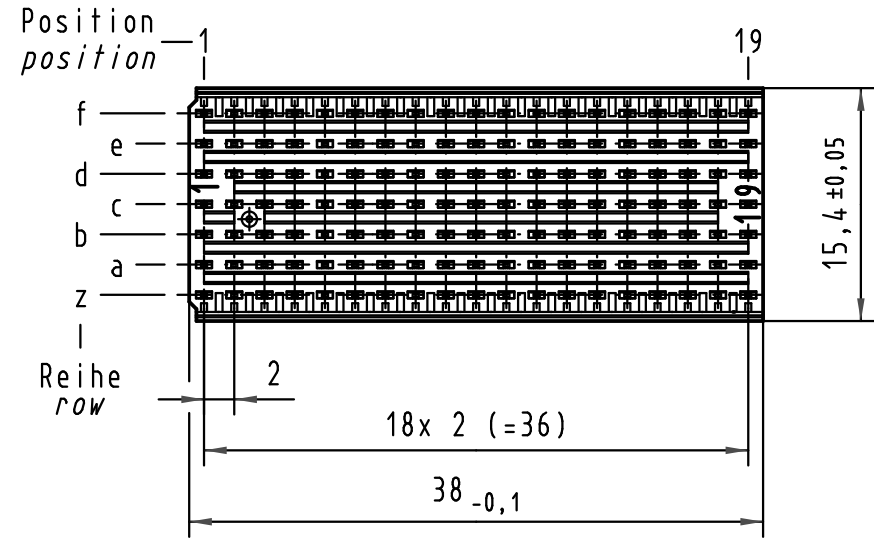
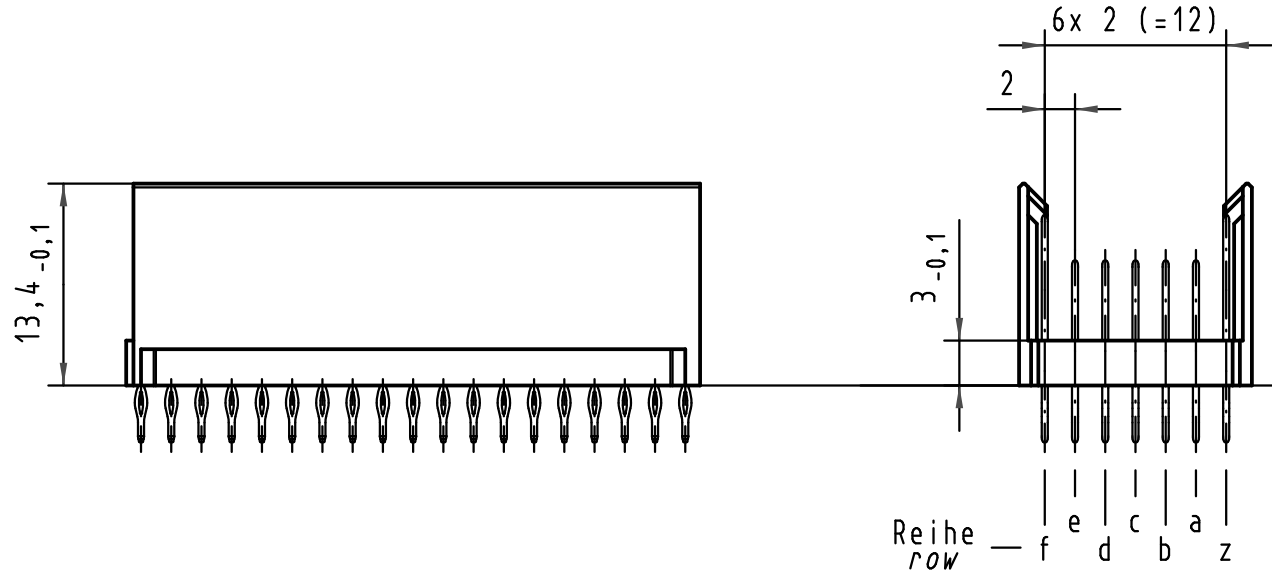
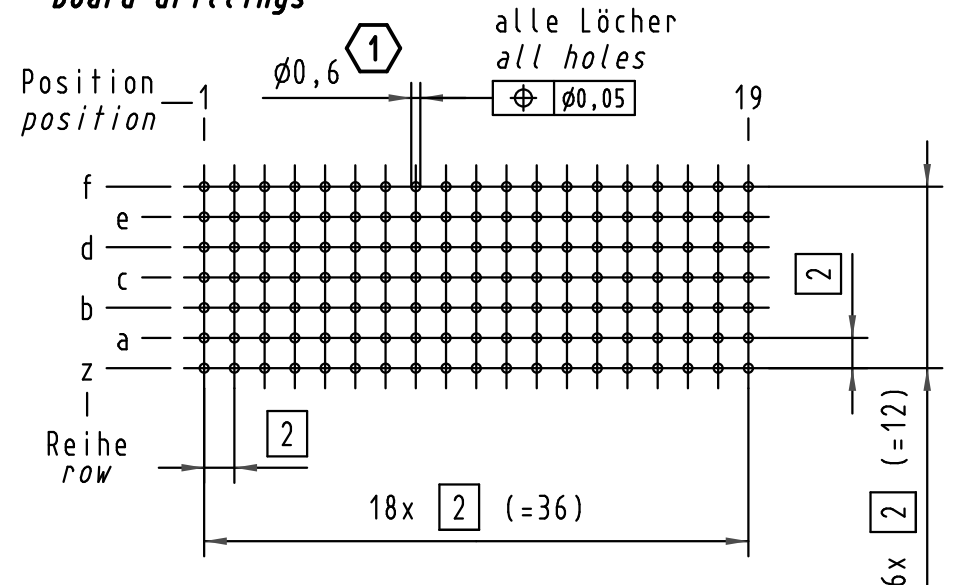


Alle Rechte vorbehalten/ All rights reserved

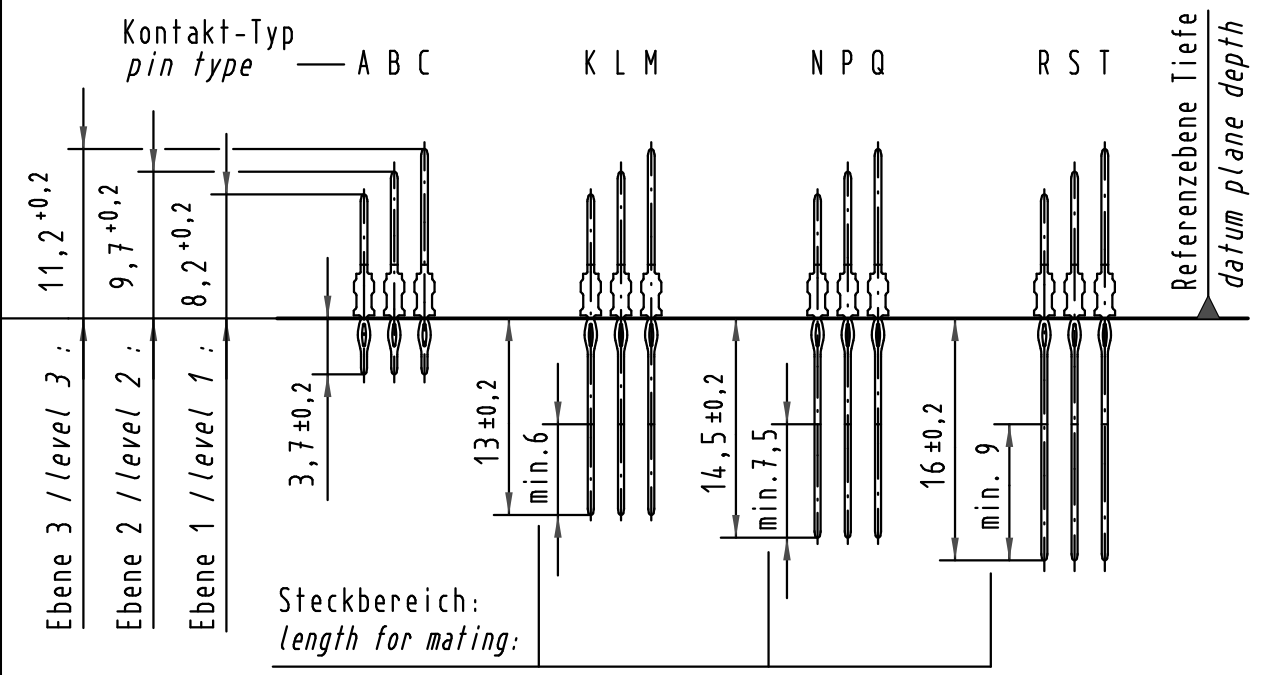


**Lochbild board drillings**

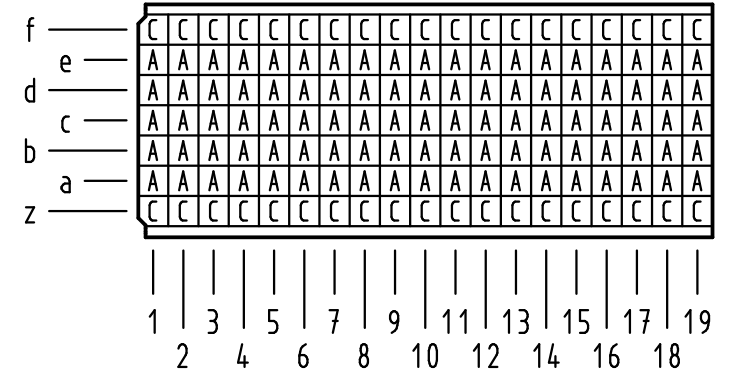


**Kontakt-Maße contact dimensions**

(Längen der Steck- und Anschlußseite gelten für eingepreßte Steckverbinder)  
(mating and termination length of contacts apply to pressed in connectors)



**Kontaktbelegung contact loading**



Empfohlener Lochaufbau und weitere Informationen siehe: DS 17 00 110 0101  
recommended configuration of plated through holes and further information see: DS 17 00 110 0101

17 05 133 4201	S4
17 05 133 2201	2
17 05 133 1201	1
Bestell-Nr. part-no.	Anforderungsstufe performance level <b>1</b>

All Dimensions in mm Original Size DIN A 3		Techn. Character.			Nicht tolerierte Maße/Free size tolerances IEC 61076-4-101	
Mod.	Dat.	Name	Dat.	Name	Maßstab/Scale	
35967	08.01.10	Hage.	Detail.	28.08.98	HL.	2:1
34337	22.05.07	Clä	Insp.	28.08.98	Weil.	
29392	08.03.01	Rie.	Stand.			har-bus HM Messerleiste Typ B-19 133pol., Anschlußlänge 3,7mm har-bus HM male connector type B-19 133pol., termination length 3,7mm
24611						
HARTING Electronics GmbH & Co. KG D-32339 ESPELKAMP						<b>TB 17 05 133 x201</b> Blatt/ page
						Sub.

# Mouser Electronics

Authorized Distributor

Click to View Pricing, Inventory, Delivery & Lifecycle Information:

[HARTING:](#)

[17051331201](#) [17051332201](#)