Detail
Scale 5:1

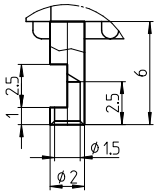

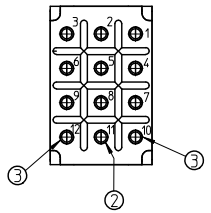

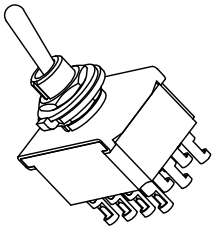

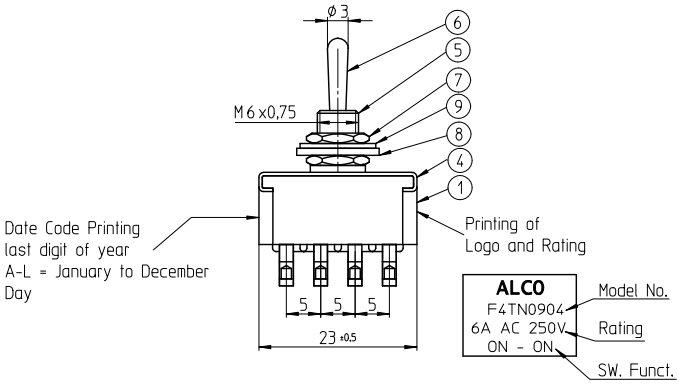

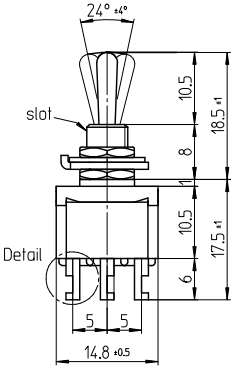

Function Chart

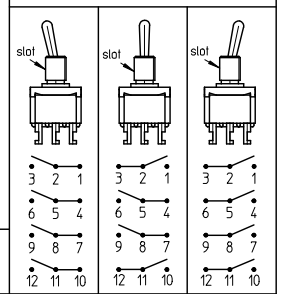

TE PN	Part			
3-6437630-5	F4TN0904	ON	NONE	ON
3-6437630-6	F4TPA0904	ON	ON	ON

NONE: no mechanical position

Panel Cutout

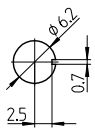

Panel Cutout
using Ring

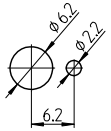

Nut

1,5 thick

Ring

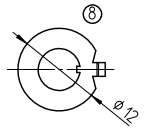

1 thick

L washer

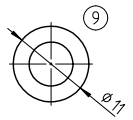

0.63 thick

Notes:

Operating temperature -20°C to +70°C

All materials and finishes comply with RoHS directive

Materials Chart

PART NO:	PART NAME:	MATERIAL/SURFACE:	OPTIONAL DESCRIPTION
1	Case	Polyester Resin	
2	F Contact	99,98% silver + C3602BD	Ep-Cu/Ni3,AuFb
3	Common	C3602BD	Ep-Cu/Ni3,AuFb
4	Frame	SUS	
5	Bushing	C3602BD	Ep-Cu/Ni3b
6	Actuator	C3602BD	Ep-Cu/Ni3,Cr1b
7	Nut	C3602BD	Ep-Cu/Ni3b
8	Ring	SPCC	Ep-Fe/Cu2,Ni3b
9	L washer	SK-5	Ep-Fe/Cu2,Ni4b

PART LIST

TOLERANCES UNLESS OTHERWISE SPECIFIED ACCORDING TO ISO 8015 and ISO 2768-f — DIMENSIONS: mm

test dimen. / Prüfmaß: ▭, auxiliary dimen. / Hilfsmaß: ( ), theor. dimen. / theor. Maß: ▭,
production control dimen. / Fertigungskontr.maß: [ ], dimen. for measure. technology / messtechn. rel. Maß:] [,

ECR-NO.:	DATE	NAME	INFO	DEPARTMENT	D&E	
				DRAWER	03.01.2007	SA008712
				CHECKED		
				APPROVED		
					DATE	NAME

Tyco Electronics

SCALE: NAME: **Toggle Switch quad. pole**

Standard Lever

DWG NO.: C-1968517

OPTIONAL NO.: Customer Drawing

REPLACEMENT FOR: DWG LOC NO.: IF SHEET: 1 OF 1 REVISION: A A 2

THIS DRAWING IS A CONTROLLED DOCUMENT. HANDWRITTEN CHANGES ARE NOT ALLOWED

Specifications

TE PN	Part	Rating	Initial Contact Resistance	Insulation Resistance	Dielectric Strenght	Endurance
3-6437630-5 3-6437630-6	F4TN0904 F4TPA0904	AC 125V 6A AC 250V 6A	MAX 10 milliohms at DC 2 ~ 4V 1A	MIN 1000 M Ohms at DC 500V	AC 1kV/1 min (AC 1,2kV/1 sec)	electrically 20.000 cycles at 20 cycles/min (rated load resistive) mechanically 50.000 cycles at 20 cycles/min

THIS INFORMATION IS CONFIDENTIAL AND PROPRIETARY TO TYCO ELECTRONICS AUSTRIA GMBH, AND ITS WORLDWIDE SUBSIDIARIES AND AFFILIATES. IT MAY NOT BE DISCLOSED TO ANYONE, OTHER THAN TYCO ELECTRONICS PERSONNEL, WITHOUT WRITTEN AUTHORIZATION FROM TYCO ELECTRONICS AUSTRIA.