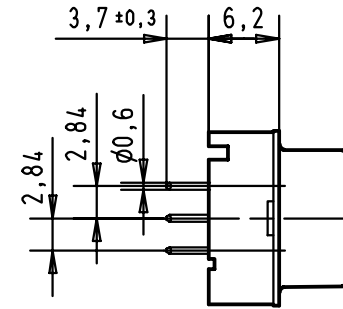
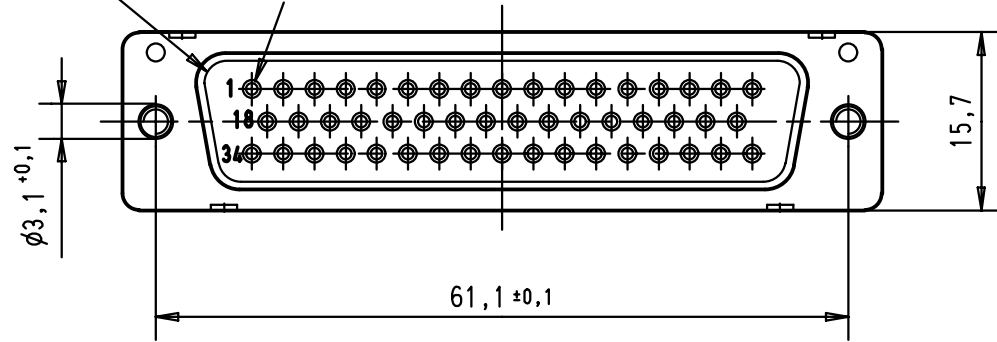


5 4 3 2 1

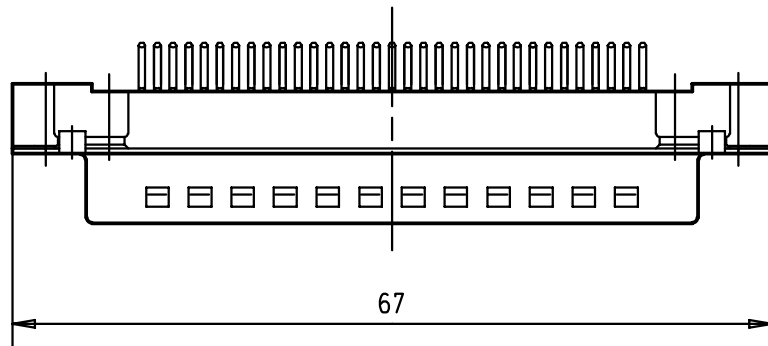
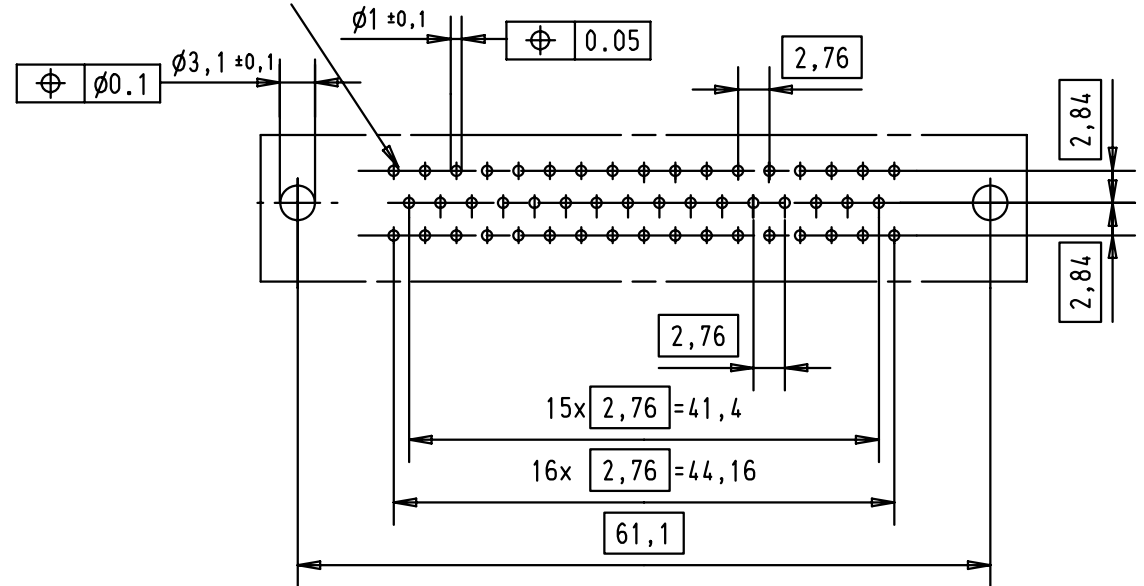
Mating face according to MIL-C-24308 / DIN 41 652 / CECC 75301-802

No. 1 contact

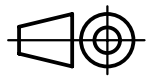



Printed board layout  
View component side  
(PCB plating = Tin)

No. 1 contact



D  
C  
B  
A

09 66 521 6701	M3	2								 All Dim. in mm Orig. Size DIN A 4	D-Sub male straight 50 poles with solder pins and nuts	Maßstab/ Scale 1,5:1
09 66 521 7701	M3	3										
09 66 521 5701	M3	0,76 µm Au										
09 66 521 6702	4-40 UNC	2										
09 66 521 7702	4-40 UNC	3										
09 66 521 5702	4-40 UNC	0,76 µm Au	29737	8-NOV-01	JB	HARTING EURL F-95972 Paris				TB 09 66 521 X70X	Blatt/ Page 1	
Part number	nut thread	Performance level	Mod.	Dat.	Name	Sub.						

# Mouser Electronics

Authorized Distributor

Click to View Pricing, Inventory, Delivery & Lifecycle Information:

[HARTING:](#)

[09665217701](#) [09665217702](#) [09665217703](#) [09665216702](#) [09665216701](#)