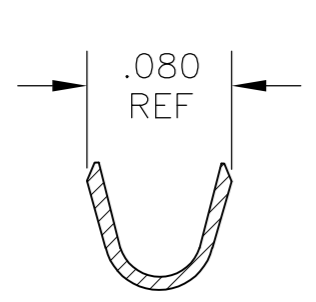
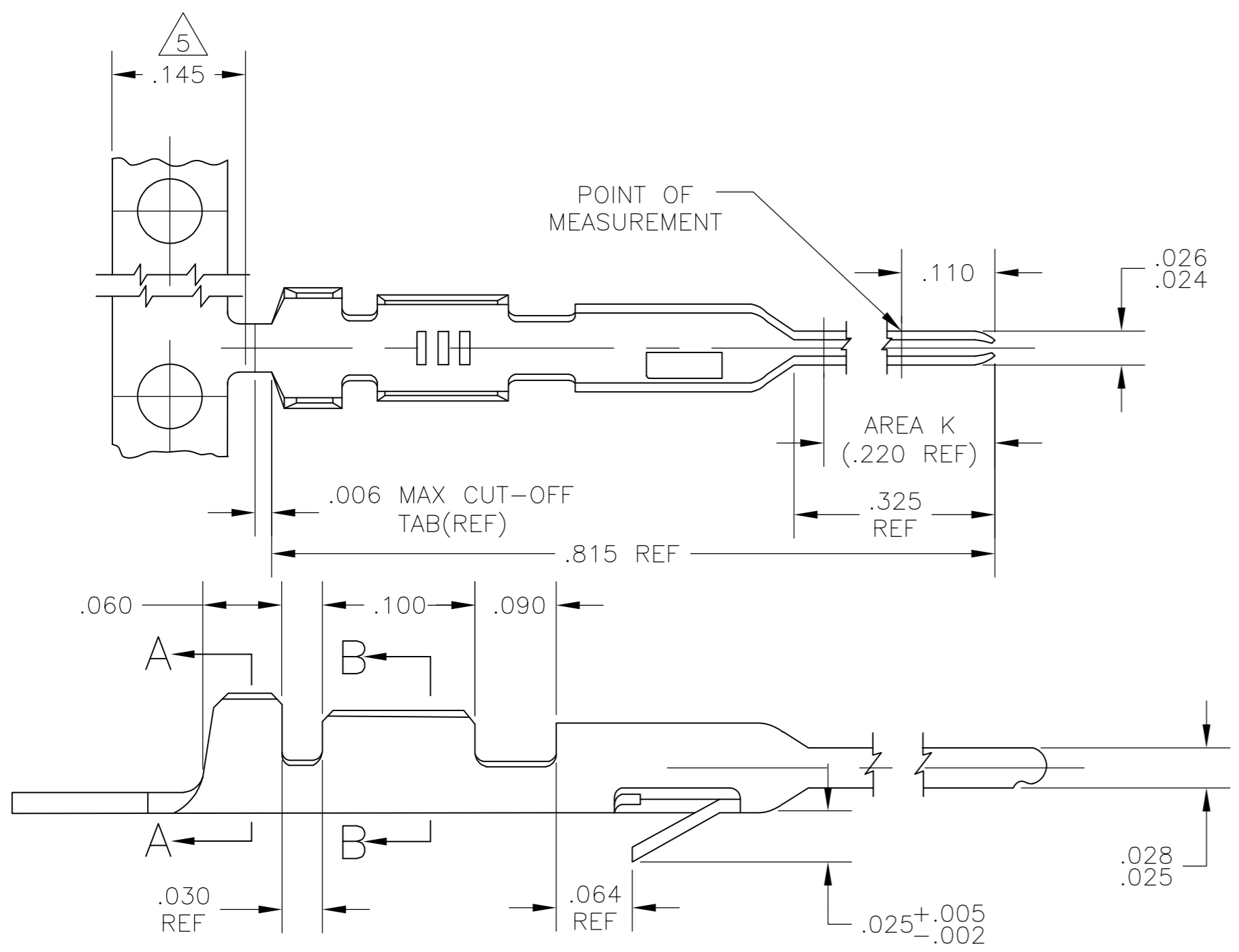
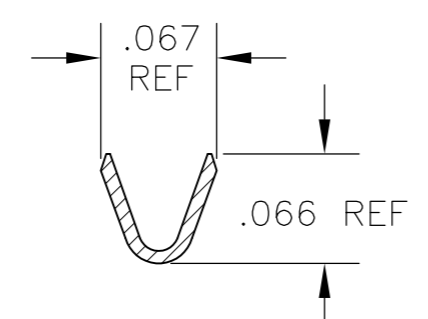


THIS DRAWING IS UNPUBLISHED. RELEASED FOR PUBLICATION
 © COPYRIGHT - By - ALL RIGHTS RESERVED.

LOC		DIST		REVISIONS			
P	LTR	DESCRIPTION	DATE	DWN	APVD		
AD	00						
	D1	REVISED PER ECO-11-004917	11MAR11	RK	HMR		



INSULATION RANGE .061 MAX
SECTION A-A



WIRE RANGE #22-#26
SECTION B-B

- 1 .000015 ON AREA K, GOLD FLASH ON REMAINDER , OVER .000050 NICKEL.
- 2 .000030 GOLD ON AREA K, GOLD FLASH ON REMAINDER , OVER .000050 NICKEL.
- 3 .000100 TO .000200 BRIGHT TIN OVER .000030 MIN NICKEL ENTIRE CONTACT.
- 4. USE HAND TOOL 90340-1 FOR CRIMPING LOOSE PIECE CONTACTS.
- 5 GOLD PLATING NOT REQUIRED IN THIS AREA(GOLD PLATED PART ONLY).
- 6 .000100 TO .000200 MATTE TIN OVER .000030 MIN NICKEL ENTIRE CONTACT.

5-102107-3	6	5-102095-4
102107-3	3	102095-4
102107-2	2	102095-3
102107-1	1	102095-2
LOOSE PIECE PART NO.	FINISH	PART NO.

THIS DRAWING IS A CONTROLLED DOCUMENT.		DWN	3-31-78		
DIMENSIONS: INCHES		CHK	4-10-78		
TOLERANCES UNLESS OTHERWISE SPECIFIED:		APVD	4-14-78		
0 PLC ± - 1 PLC ± - 2 PLC ± - 3 PLC ± .005 4 PLC ± - ANGLES ± -		PRODUCT SPEC	NAME		
MATERIAL: PHOS. BRONZE		FINISH	SEE TABLE	CONTACT, MOD IV, PIN FOR 22-26 AWG	
WEIGHT		-		SIZE	A2
CUSTOMER DRAWING		SCALE 10:1		CAGE CODE	00779
		SHEET 1 of 1		DRAWING NO	C=102095
		REV D1		RESTRICTED TO	-

Mouser Electronics

Authorized Distributor

Click to View Pricing, Inventory, Delivery & Lifecycle Information:

[TE Connectivity:](#)

[102095-2 \(Mouser Reel\)](#) [102095-2 \(Cut Strip\)](#)