


## M12-Splitters/T-Connectors

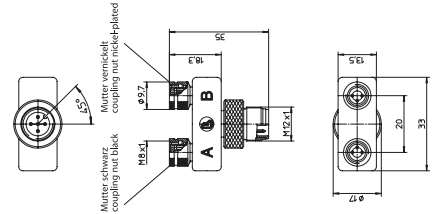
ASBS 2 M8 | ASBS 2 M12 | ASBSA 2 M12



### M12 Male to 2xM8 Female

Splitter/T-connector, with two M8 miniature female connectors, 3 poles, with self-locking threaded joint.

### ASBS 2 M8



### M12 Male to 2xM12 Female

Splitter/T-connector with two M12 female connectors, with self-locking threaded joint.

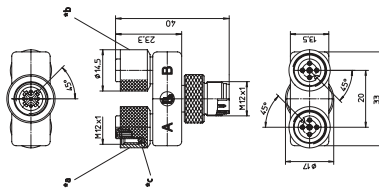
– ASBS 2 M12-5 1-1: wired through 1 to 1 –

### M12 Male to 2xM12 Female

Splitter/T-connector with two M12 female connectors, with self-locking threaded joint.

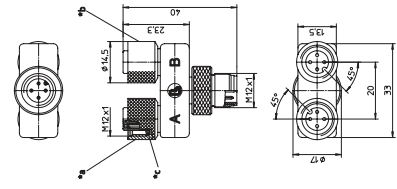
– ASBSA 2 M12-3: with AND circuit –

### ASBS 2 M12



\*a coupling nut black  
\*b coupling nut nickel-plated

### ASBSA 2 M12



\*c O-ring

## Pin Assignments

### Face Views

#### ASBS 2 M8



#### A



#### B



#### ASBSA 2 M12-3



#### A



#### B



#### ASBS 2 M12-4



#### A



#### B



#### ASBS 2 M12-5S



#### A



#### B



#### ASBS 2 M12-5



#### A

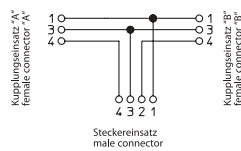


#### B

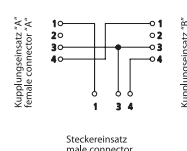


## Wiring Diagrams

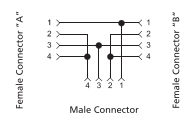
### ASBS 2 M8



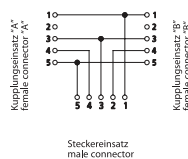
### ASBSA 2 M12-3



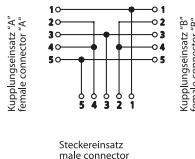
### ASBS 2 M12-4



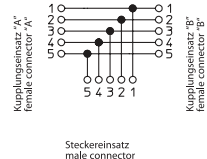
### ASBS 2 M12-5S



### ASBS 2 M12-5



### ASBS 2 M12-5 1-1





# Be Certain with Belden

## M12-Splitters/T-Connectors

ASBS 2 M8 | ASBS 2 M12 | ASBSA 2 M12

### Technical Data

#### Environmental

Degree of protection IP 67 / NEMA 6P  
 Operating temperature range -25°C (-13°F) / +90°C (+194°F)







#### Mechanical

Housing / Molded body TPU, self-extinguishing  
 Insert Female connectors:  
 M8: TPU, self-extinguishing  
 M12: PA GF, self-extinguishing  
 Male connector:  
 TPU, self-extinguishing  
 Contact CuZn, pre-nickel and 0.8 microns gold-plated  
 Coupling nut CuZn, nickel-plated  
 O-ring FKM

#### Electrical

Contact resistance ≤ 5 mΩ  
 Nominal current at 40°C 4 A per outlet / 4 A max. total  
 Nominal voltage 60 V  
 Rated voltage 63 V  
 Test voltage M8: 0.8 kV eff. / 60 s  
 M12: 1.5 kV eff. / 60 s  
 ASBSA: 2.0 kV eff. / 60 s  
 Insulation resistance > 10<sup>9</sup> Ω  
 Pollution degree 3

Splitters and Adapters

Part Number	Pins	Characteristics
ASBS 2 M8	3	
ASBSA 2 M12-3		
ASBS 2 M12-4	4	
ASBS 2 M12-5S	5	
ASBS 2 M12-5		
ASBS 2 M12-5 1-1		

# Mouser Electronics

Authorized Distributor

Click to View Pricing, Inventory, Delivery & Lifecycle Information:

[Lumberg Automation:](#)

[ASBS 2 M12-4](#)