


Grove - Wrapper



Grove - Wrapper is a kind of wrapper to fix and protect Grove modules. It will save you a lot of work on aligning your modules, and it will be easy for you to show your project. For example, it will be simpler to take pictures for showing your product on the Internet, and it will give a clear and clean scene if you use Grove - Wrapper to demo your project. What is more, it is expandable for Lego, mechanical parts, and so on, this will introduce more flavor into your works and make your project adapt to various circumstances. The design of Grove - Wrapper also makes it easy to assemble and disassemble modules.


Note that around 85% of all Grove modules is supported by Grove - Wrapper.

Note that Grove - Wrapper series has two sizes of wrappers, each gets four colors, and there are totally eight SKUs that are listed at [Specifications](#) section.

Features

- Flex fastener to install and replace Grove modules conveniently.
- Always keep your project safe.
- Half-open space, no disruption for using Grove modules.
- Compatible with Lego and Makeblock modules that will make your project adapting and interesting.
- Support being fastened with screws (M2, M4).
- Mutual-connect-able like Lego modules does.
- Colorful wrappers.

Applications




Specification

Dimension(big one)	25 × 25 × 13 mm
Plane dimension(small one)	25 × 25 × 13 mm
Material	ABS
Color	Blue, green, yellow and red for both sizes for wrapper.

Hardware Overview


Introduction to hardware

Fastener




Screw holes


Note you can also use rivet to replace screw to fasten it on other blocks.



How to connect Grove - Wrapper



How to install Grove modules on Grove - Wrapper




Parts list

Parts name	Quantity
Grove - Wrapper(only one size in one color)	4 PCS
Cross recessed flat head screw PM2.0*H10.0MM	
Cross recessed flat head screw CM4.0*H8.0MM	8 PCS for each items
Nut(Silver) M2.0*H1.5mm	


Demos

This section([Assembly guide](#)) will show some tips on assembling a grove modules skillfully.


Wrapper Connections



Install Grove - Wrapper on Lego blocks



Install Grove - Wrapper on Makeblock



Notes

For a novice, it may find a little hard to assemble them. Do not be frustrated. You will be skillful after trying dozen times. And if you have some experience with Lego, that will be helpful.

Resources

Mechanical [Files](#)(PDF and diagram)