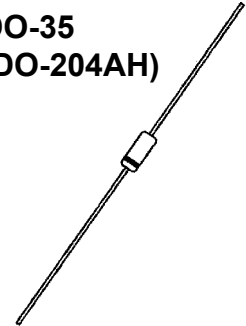


DESCRIPTION

The popular 1N4565 thru 1N4584A-1 series of Zero-TC Reference Diodes provides a selection of both 6.4 V nominal voltages and temperature coefficients to as low as 0.0005%/°C for minimal voltage change with temperature. Four different operating currents are available for selection at 0.5 mA, 1.0 mA, 2.00 mA, and 4.00 mA. These glass axial-leaded DO-35 reference diodes are optionally available with an internal-metallurgical-bond by adding a "-1" suffix. This same "-1" bonded Zener package construction is also available in JAN, JANTX, and JANTXV military qualifications. Microsemi also offers numerous other Zener Reference Diode products for a variety of other voltages up to 200 V.

APPEARANCE

**DO-35
(DO-204AH)**



IMPORTANT: For the most current data, consult MICROSEMI's website: <http://www.microsemi.com>

FEATURES

- JEDEC registered 1N4565 thru 1N4584 series
- Internal metallurgical bond option available by adding a "-1" suffix
- Zener reference voltage of 6.4 V +/- 5% with tighter tolerance available at lower voltage
- 1N4565 thru 1N4584 also have qualification to MIL-PRF-19500/452 by adding the JAN, JANTX, or JANTXV prefixes to part numbers as well as the "-1" suffix; e.g. JANTX1N4574A-1, etc.
- Military surface mount equivalents also available in DO-213AA by adding UR-1 suffix and the JAN, JANTX, and JANTXV prefix, e.g. JANTX1N4569AUR-1 (see separate data sheet)
- Also available in DO-7 package including military qualifications up to JANS (see separate data sheet)
- JANS equivalent available in DO-35 via SCD

APPLICATIONS / BENEFITS

- Provides minimal voltage changes over a broad temperature range for instrumentation and other circuit designs requiring a voltage reference
- Temperature coefficient selections available from 0.01%/°C to 0.0005%/°C
- Tight reference voltage tolerances available with nominal value centered at 6.2 V by adding tolerance 1%, 2%, 3%, etc. after the part number for identification, e.g. 1N4569-2%, 1N4579A-1%, 1N4574A-1-1%, etc.
- Flexible axial-leaded mounting terminals
- Nonsensitive to ESD per MIL-STD-750 Method 1020
- Typical low capacitance of 100 pF or less

MAXIMUM RATINGS

- Operating Temperatures: -65°C to +175°C
- Storage Temperatures: -65°C to +175°C
- DC Power Dissipation: 500 mW @ T_L = 25°C with maximum current I_{ZM} 70 mA. NOTE: For optimum voltage-temperature stability, the operating test current (I_{ZT}) should be as specified in the Electrical Characteristics Table (power less than 30 mW)
- Solder Temperatures: 260°C for 10 s (max)

MECHANICAL AND PACKAGING

- CASE: Hermetically sealed glass case. DO-35 (DO-204AH) package
- TERMINALS: Leads, tin-lead plated solderable per MIL-STD-750, Method 2026
- MARKING: Part number and cathode band
- POLARITY: Reference diode to be operated with the banded end positive with respect to the opposite end
- TAPE & REEL option: Standard per EIA-296 (add "TR" suffix to part number)
- WEIGHT: 0.2 grams.
- See package dimensions on last page



6.4 Volt Temperature Compensated Zener Reference Diodes

*** ELECTRICAL CHARACTERISTICS @ 25°C, unless otherwise specified**

| JEDEC TYPE Number (Notes 1 & 4) | ZENER TEST CURRENT (Note 3) I_{ZT} mA | MAXIMUM VOLTAGE TEMPERATURE COEFFICIENT | | | MAXIMUM REVERSE CURRENT $I_R @ 3 V$ μA | MAX. DYNAMIC IMPEDANCE (Note 2) $Z_{ZT} @ I_{ZT}$ OHMS |
|---------------------------------|---|---|---------------------|---------------|---|--|
| | | $\alpha_{VZ} +/- \% / ^\circ C$ | $+/- mV / ^\circ C$ | Temp. Range | | |
| 1N4565 | .5 | .01 | .64 | 0 to +75°C | 2.0 | 200 |
| 1N4565A | .5 | .01 | .64 | -55 to +100°C | 2.0 | 200 |
| 1N4566 | .5 | .005 | .32 | 0 to +75°C | 2.0 | 200 |
| 1N4566A | .5 | .005 | .32 | -55 to +100°C | 2.0 | 200 |
| 1N4567 | .5 | .002 | .13 | 0 to +75°C | 2.0 | 200 |
| 1N4567A | .5 | .002 | .13 | -55 to +100°C | 2.0 | 200 |
| 1N4568 | .5 | .001 | .06 | 0 to +75°C | 2.0 | 200 |
| 1N4568A | .5 | .001 | .06 | -55 to +100°C | 2.0 | 200 |
| 1N4569 | .5 | .0005 | .03 | 0 to +75°C | 2.0 | 200 |
| 1N4569A | .5 | .0005 | .03 | -55 to +100°C | 2.0 | 200 |
| 1N4570 | .5 | .01 | .64 | 0 to +75°C | 2.0 | 100 |
| 1N4570A | .5 | .01 | .64 | -55 to +100°C | 2.0 | 100 |
| 1N4571 | 1.0 | .005 | .32 | 0 to +75°C | 2.0 | 100 |
| 1N4571A | 1.0 | .005 | .32 | -55 to +100°C | 2.0 | 100 |
| 1N4572 | 1.0 | .002 | .13 | 0 to +75°C | 2.0 | 100 |
| 1N4572A | 1.0 | .002 | .13 | -55 to +100°C | 2.0 | 100 |
| 1N4573 | 1.0 | .001 | .06 | 0 to +75°C | 2.0 | 100 |
| 1N4573A | 1.0 | .001 | .06 | -55 to +100°C | 2.0 | 100 |
| 1N4574 | 1.0 | .0005 | .03 | 0 to +75°C | 2.0 | 100 |
| 1N4574A | 1.0 | .0005 | .03 | -55 to +100°C | 2.0 | 100 |
| 1N4575 | 2.0 | .01 | .64 | 0 to +75°C | 2.0 | 50 |
| 1N4575A | 2.0 | .01 | .64 | -55 to +100°C | 2.0 | 50 |
| 1N4576 | 2.0 | .005 | .32 | 0 to +75°C | 2.0 | 50 |
| 1N4576A | 2.0 | .005 | .32 | -55 to +100°C | 2.0 | 50 |
| 1N4577 | 2.0 | .002 | .13 | 0 to +75°C | 2.0 | 50 |
| 1N4577A | 2.0 | .002 | .13 | -55 to +100°C | 2.0 | 50 |
| 1N4578 | 2.0 | .001 | .06 | 0 to +75°C | 2.0 | 50 |
| 1N4578A | 2.0 | .001 | .06 | -55 to +100°C | 2.0 | 50 |
| 1N4579 | 2.0 | .0005 | .03 | 0 to +75°C | 2.0 | 50 |
| 1N4579A | 2.0 | .0005 | .03 | -55 to +100°C | 2.0 | 50 |
| 1N4580 | 4.0 | .01 | .64 | 0 to +75°C | 2.0 | 25 |
| 1N4580A | 4.0 | .01 | .64 | -55 to +100°C | 2.0 | 25 |
| 1N4581 | 4.0 | .005 | .32 | 0 to +75°C | 2.0 | 25 |
| 1N4581A | 4.0 | .005 | .32 | -55 to +100°C | 2.0 | 25 |
| 1N4582 | 4.0 | .002 | .13 | 0 to +75°C | 2.0 | 25 |
| 1N4582A | 4.0 | .002 | .13 | -55 to +100°C | 2.0 | 25 |
| 1N4583 | 4.0 | .001 | .06 | 0 to +75°C | 2.0 | 25 |
| 1N4583A | 4.0 | .001 | .06 | -55 to +100°C | 2.0 | 25 |
| 1N4584 | 4.0 | .0005 | .03 | 0 to +75°C | 2.0 | 25 |
| 1N4584A | 4.0 | .0005 | .03 | -55 to +100°C | 2.0 | 25 |

*JEDEC Registered Data.

NOTES:

1. When ordering devices with tighter tolerances than specified for the V_Z voltage nominal of 6.2V, add a hyphenated suffix to the part number for desired tolerance, e.g. 1N4569A-2%, 1N4574A-1-1%, 1N4579-1-2%, 1N4584A-1-3%, etc.
2. Zener impedance is measured by superimposing 0.75 mA ac rms on 7.5 mA dc @ 25°C.
3. Voltage measurements to be performed 15 seconds after application of dc current.
4. 1N4565A thru 1N4584A also have qualification to MIL-PRF-19500/452 by adding the JAN, JANTX, JANTXV, or JANS prefixes to part numbers as well as the "-1" suffix; e.g. JANTX1N4569A-1, JANTXV1N4574A-1, etc.

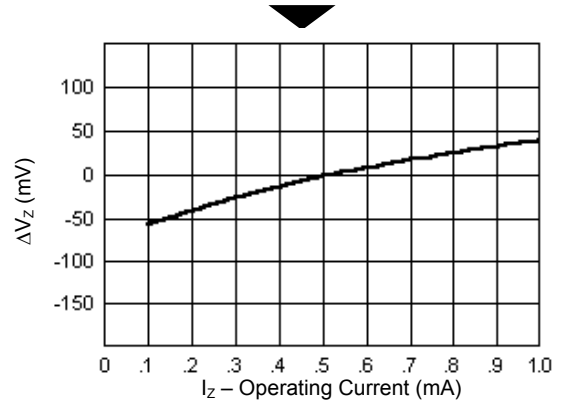
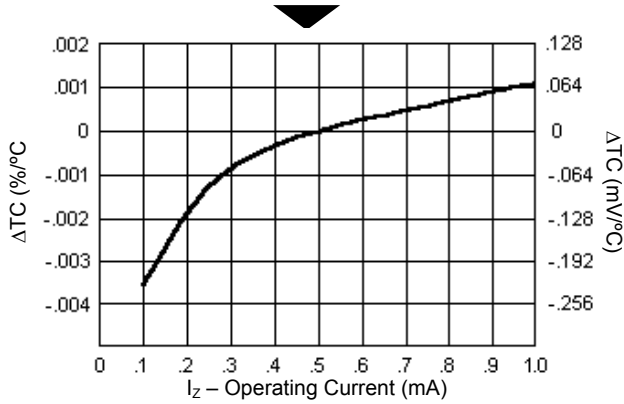
www.Microsemi.com

1N4565 — 1N4584A-1

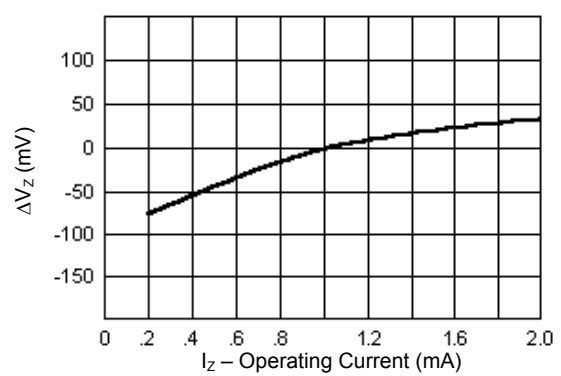
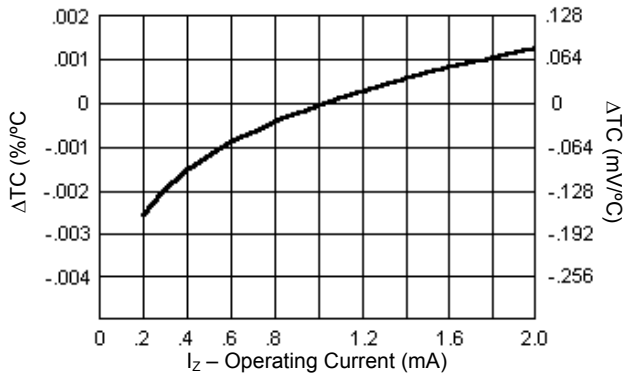
GRAPHS

Typical change of Temperature Coefficient with change in Operating Current

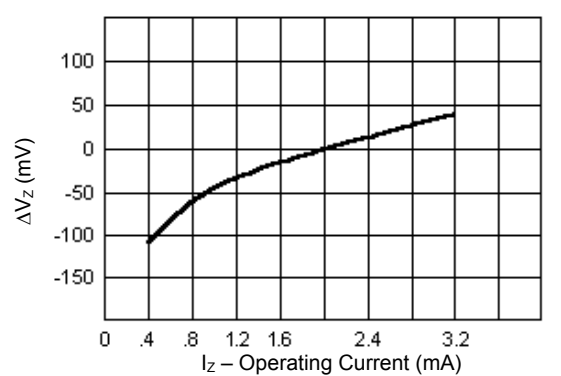
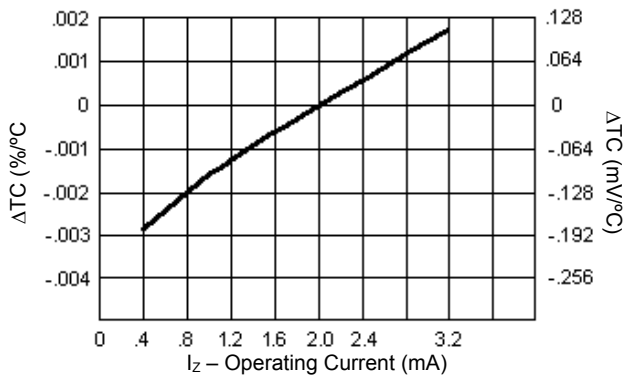
Typical Change in Zener Voltage with change in Operating Current



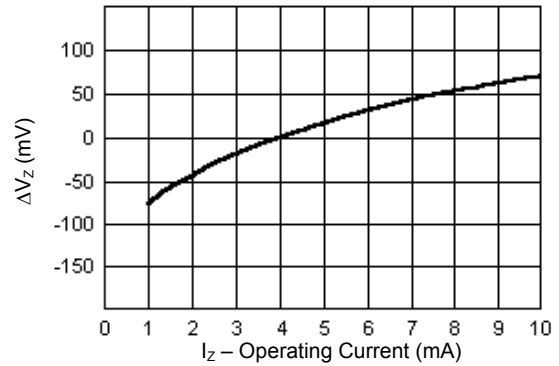
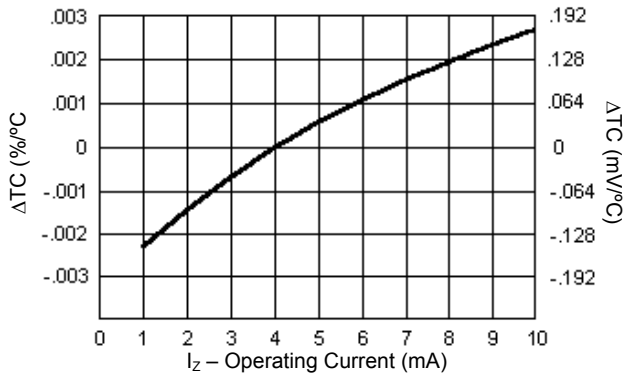
1N4565 – 1N4569A



1N4570 – 1N4574A

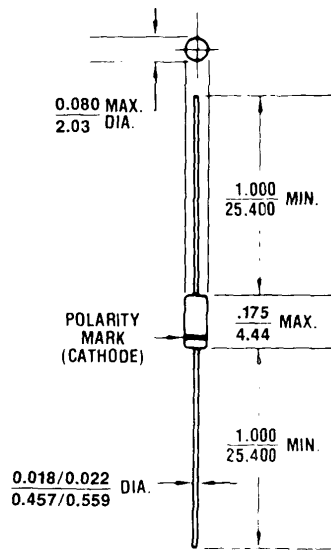


1N4575 – 1N4579A



1N4580 – 1N4584A

PACKAGE DIMENSIONS



All dimensions in INCH
mm

Mouser Electronics

Authorized Distributor

Click to View Pricing, Inventory, Delivery & Lifecycle Information:

Microsemi:

[JANTXV1N4573A-1](#) [JANS1N4568A-1](#) [JANTX1N4571A-1](#) [1N4571A-1](#) [1N4568A-1](#) [JANTX1N4566A-1](#) [1N4573A-1](#)
[1N4579A-1](#) [1N4581A-1](#) [JANTX1N4568A-1](#) [JANTX1N4570A-1](#) [JANS1N4569A-1](#) [JANTX1N4569A-1](#)
[JANTX1N4565A-1](#) [1N4584A-1](#) [1N4568-1](#) [1N4566-1](#) [1N4572A-1](#) [1N4574A-1](#) [1N4583A-1](#) [1N4577A-1](#) [1N4570-1](#)
[1N4581-1](#) [1N4579-1](#) [1N4571-1](#) [1N4575A-1](#) [1N4582-1](#) [1N4566A-1](#) [1N4582A-1](#) [1N4580-1](#) [1N4578-1](#) [1N4578A-1](#)
[1N4575-1](#) [1N4567A-1](#) [1N4569A-1](#) [1N4574-1](#) [1N4580A-1](#) [1N4576A-1](#) [1N4573-1](#) [1N4565-1](#) [1N4577-1](#) [1N4567-1](#)
[1N4576-1](#) [1N4569-1](#) [1N4584-1](#) [1N4572-1](#) [1N4583-1](#) [1N4570A-1](#) [JAN1N4567A-1](#) [1N4565A-1](#) [JANTXV1N4582A-1](#)
[JANS1N4578A-1/TR](#) [JANTX1N4572A-1/TR](#) [JAN1N4566A-1/TR](#) [1N4565-1/TR](#) [JAN1N4575A-1/TR](#) [JAN1N4580A-1/TR](#)
[1N4565A-1/TR](#) [JANTX1N4567A-1/TR](#) [JANTXV1N4577A-1/TR](#) [JANS1N4579A-1/TR](#) [1N4571A-1e3/TR](#)
[JANTX1N4580A-1/TR](#) [1N4577A-1e3/TR](#) [1N4578A-1/TR](#) [JANTXV1N4580A-1/TR](#) [JANTXV1N4567A-1/TR](#)
[JANTXV1N4579A-1/TR](#) [1N4569A-1/TR](#) [JAN1N4579A-1/TR](#) [JANTX1N4579A-1/TR](#) [JAN1N4571A-1/TR](#) [JAN1N4565A-1/TR](#)
[JANTXV1N4582A-1/TR](#) [JANS1N4582A-1/TR](#) [1N4567-1/TR](#) [JANTX1N4584A-1/TR](#) [JANTX1N4577A-1/TR](#)
[JANS1N4583A-1/TR](#) [1N4582A-1/TR](#) [JANS1N4568A-1/TR](#) [JANTXV1N4583A-1/TR](#) [JANTXV1N4569A-1/TR](#)
[JANTXV1N4573A-1/TR](#) [JANTXV1N4565A-1/TR](#) [1N4576A-1/TR](#) [1N4571-1/TR](#) [1N4566-1/TR](#) [JAN1N4576A-1/TR](#)
[JANS1N4569A-1/TR](#) [1N4570A-1/TR](#) [1N4576-1/TR](#) [JANTX1N4575A-1/TR](#) [JAN1N4567A-1/TR](#) [1N4571A-1/TR](#)
[1N4573A-1/TR](#) [JANTX1N4583A-1/TR](#) [JANTX1N4578A-1/TR](#) [JANS1N4566A-1/TR](#) [JANTX1N4576A-1/TR](#)