



Micro Commercial Components



Micro Commercial Components
 20736 Marilla Street Chatsworth
 CA 91311
 Phone: (818) 701-4933
 Fax: (818) 701-4939

SM5S14A THRU SM5S36A

3600 Watt Transient Voltage Suppressors 14 to 36 Volts

Features

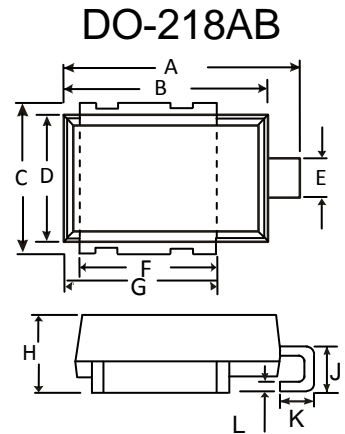
- Low Leakage
- Glass passivated junction
- Excellent clamping capability
- Uni-directional polarity
- Lead Free Finish/Rohs Compliant (Note1) ("P" Suffix designates Compliant. See ordering information)
- Halogen free available upon request by adding suffix "-HF"
- Polarity: Heatsink is anode
- Epoxy meets UL 94 V-0 flammability rating
- Moisture Sensitivity Level 1
- Meet ISO7637-2 5a surge specification
- AEC-Q101 Qualified

Maximum Rating:

- Operating Temperature: -55°C to +175°C
- Storage Temperature: -55°C to +175°C

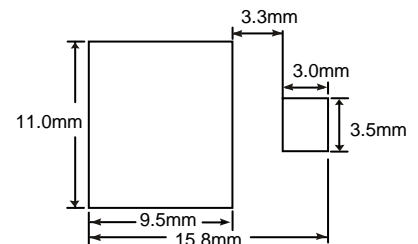
Peak Pulse Current with a 10/1000us waveform	I _{PPM}	See Table 1	Note 2
Peak Power Dissipation with a 10/1000us waveform	P _{PPM}	3600W	Note 2
Peak Power Dissipation with a 10/10000us waveform	P _{PPM}	2800W	Note 2
Peak Forward Surge Current	I _{FSM}	500A	Note:3
Power Dissipation On Infinite Heatsink At T _L =25°C	P _D	5.0W	

Note: 1. High Temperature Solder Exemptions Applied, see EU Directive Annex 7.
 2. Non-repetitive current pulse, per Fig.2 and derated above T_A=25°C per Fig.1
 3. Peak forward surge current 8.3 ms single half sine



DIM	DIMENSIONS				NOTE
	INCHES		MM		
	MIN	MAX	MIN	MAX	
A	0.590	0.630	15.00	16.00	
B	0.524	0.539	13.30	13.70	
C	0.374	0.413	9.50	10.50	
D	0.323	0.339	8.20	8.60	
E	0.091	0.114	2.30	2.90	
F	0.343	0.366	8.70	9.30	
G	0.382	0.406	9.70	10.30	
H	0.189	0.205	4.80	5.20	
J	0.098	0.138	2.50	3.50	
K	0.067	0.106	1.70	2.70	
L	0.020	0.028	0.50	0.70	

SUGGESTED SOLDER PAD LAYOUT



SM5S14A THRU SM5S36A

Electrical Characteristics ($T_A=25^\circ\text{C}$ unless otherwise noted)

Part Number	Breakdown Voltage V_{BR} @ I_T			Maximum Reverse Leakage I_R @ V_{RWM} (μA)	Maximum I_R @ V_{RWM} $T_J=175$ (μA)	Working Peak Reverse Voltage V_{RWM} (V)	Maximum Reverse Surge Current I_{PP} (A) ⁽¹⁾	Maximum Clamping Voltage V_C @ I_{PP} (V)
	Min (V)	Max (V)	I_T (mA)					
SM5S14A	15.60	17.20	5	10	150	14	155.0	23.2
SM5S15A	16.70	18.50	5	10	150	15	148.0	24.4
SM5S16A	17.80	19.70	5	10	150	16	138.0	26.0
SM5S17A	18.90	20.90	5	10	150	17	130.0	27.6
SM5S18A	20.00	22.10	5	10	150	18	123.0	29.2
SM5S20A	22.20	24.50	5	10	150	20	111.0	32.4
SM5S22A	24.40	26.90	5	10	150	22	101.0	35.5
SM5S24A	26.70	29.50	5	10	150	24	93.0	38.9
SM5S26A	28.90	31.90	5	10	150	26	86.0	42.1
SM5S28A	31.10	34.40	5	10	150	28	79.0	45.4
SM5S30A	33.30	36.80	5	10	150	30	74.0	48.4
SM5S33A	36.70	40.60	5	10	150	33	68.0	53.3
SM5S36A	40.00	44.20	5	10	150	36	62.0	58.1

NOTE 1 : Surge current waveform is defined at 10/1000uS waveform

Ratings and Characteristics Curves ($T_A=25^\circ\text{C}$ unless otherwise noted)

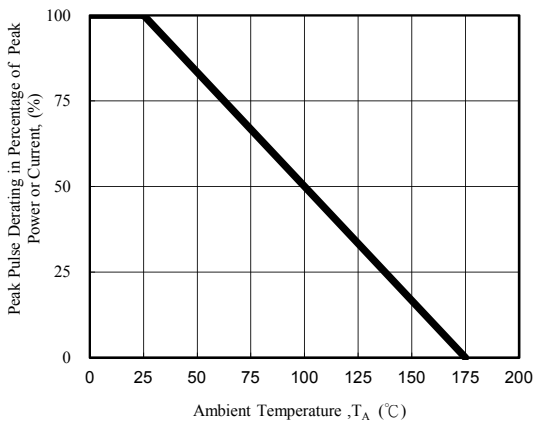


Fig. 1 - Pulse Derating Curve

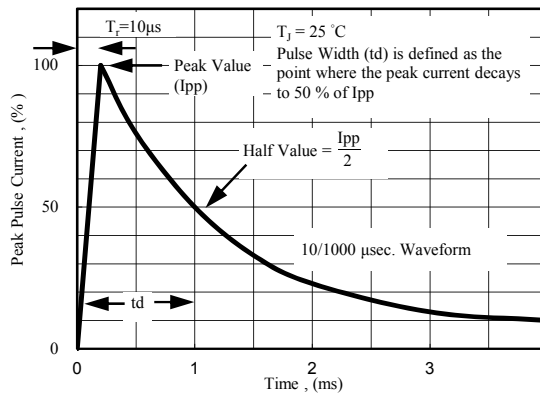


Fig. 2 - Pulse Waveform

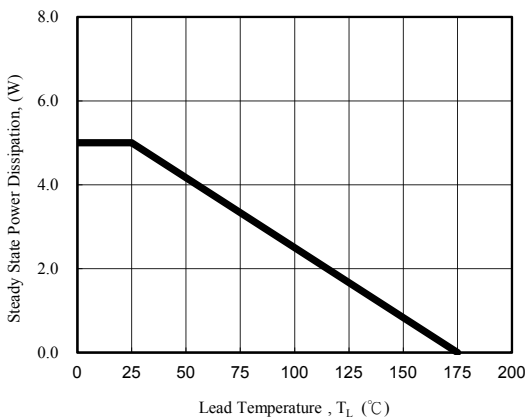


Fig. 3 - Steady State Power Derating Curve

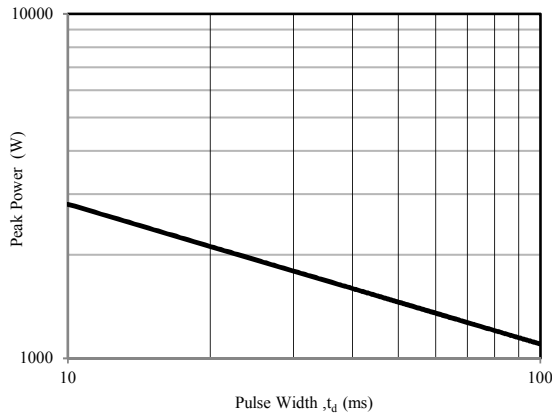


Fig. 4 - Peak Pulse Power Rating Curve



Ordering Information :

Device	Packing
Part Number-TP	Tape&Reel; 750pcs/Reel

Note : Adding "-HF" suffix for halogen free, eg. Part Number-TP-HF

*****IMPORTANT NOTICE*****

Micro Commercial Components Corp. reserves the right to make changes without further notice to any product herein to make corrections, modifications, enhancements, improvements, or other changes. **Micro Commercial Components Corp.** does not assume any liability arising out of the application or use of any product described herein; neither does it convey any license under its patent rights, nor the rights of others. The user of products in such applications shall assume all risks of such use and will agree to hold **Micro Commercial Components Corp.** and all the companies whose products are represented on our website, harmless against all damages.

*****LIFE SUPPORT*****

MCC's products are not authorized for use as critical components in life support devices or systems without the express written approval of Micro Commercial Components Corporation.

*****CUSTOMER AWARENESS*****

Counterfeiting of semiconductor parts is a growing problem in the industry. Micro Commercial Components (MCC) is taking strong measures to protect ourselves and our customers from the proliferation of counterfeit parts. MCC strongly encourages customers to purchase MCC parts either directly from MCC or from Authorized MCC Distributors who are listed by country on our web page cited below. Products customers buy either from MCC directly or from Authorized MCC Distributors are genuine parts, have full traceability, meet MCC's quality standards for handling and storage. **MCC will not provide any warranty coverage or other assistance for parts bought from Unauthorized Sources.** MCC is committed to combat this global problem and encourage our customers to do their part in stopping this practice by buying direct or from authorized distributors.

Mouser Electronics

Authorized Distributor

Click to View Pricing, Inventory, Delivery & Lifecycle Information:

[Micro Commercial Components \(MCC\):](#)

[SM8S24A-TP](#) [SM8S33A-TP](#) [SM5S33A-TP](#) [SM5S36A-TP](#) [SM5S22A-TP](#) [SM5S24A-TP](#) [SM8S30A-TP](#) [SM5S30A-TP](#) [SM8S22A-TP](#) [SM8S36A-TP](#)