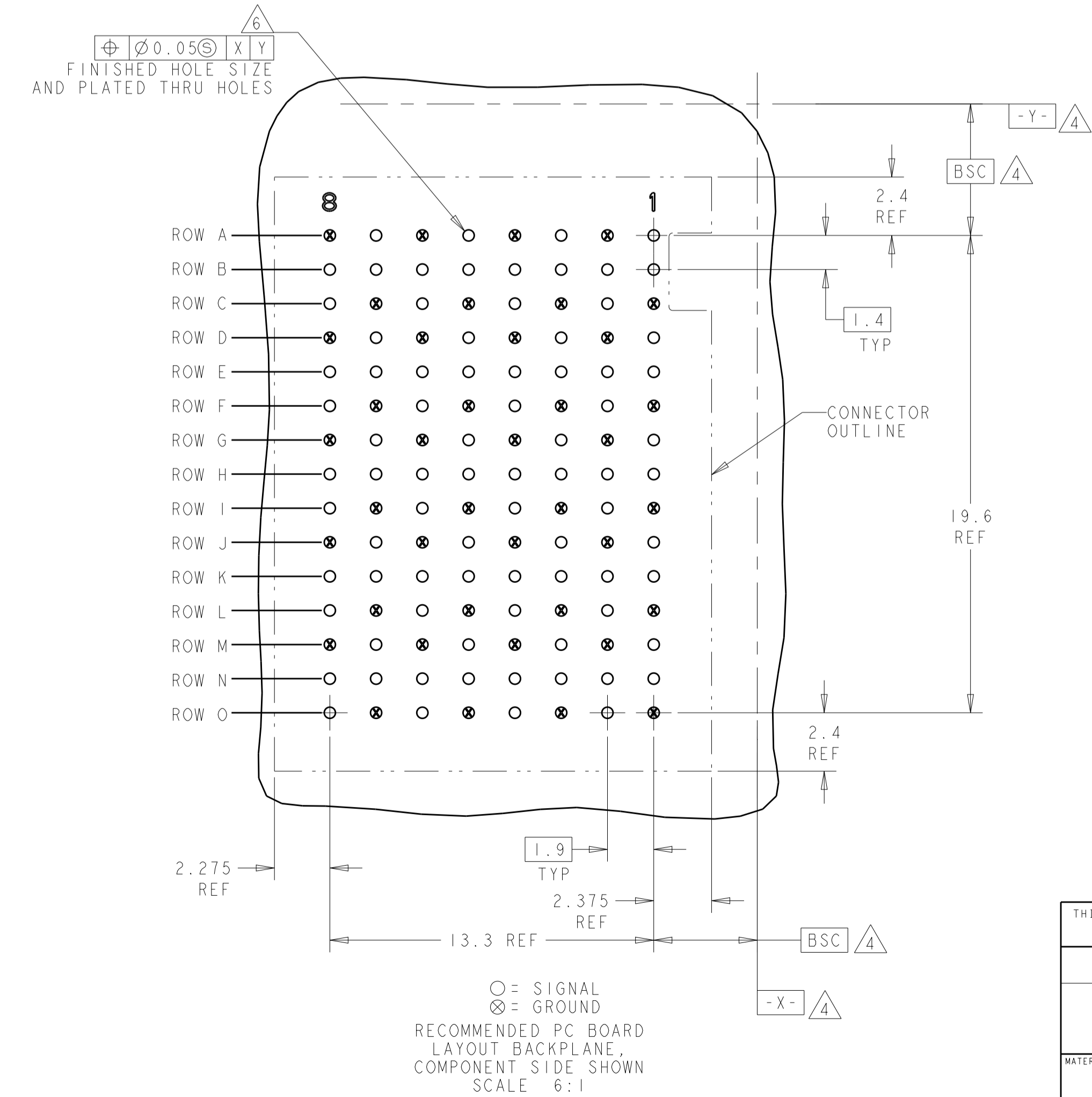
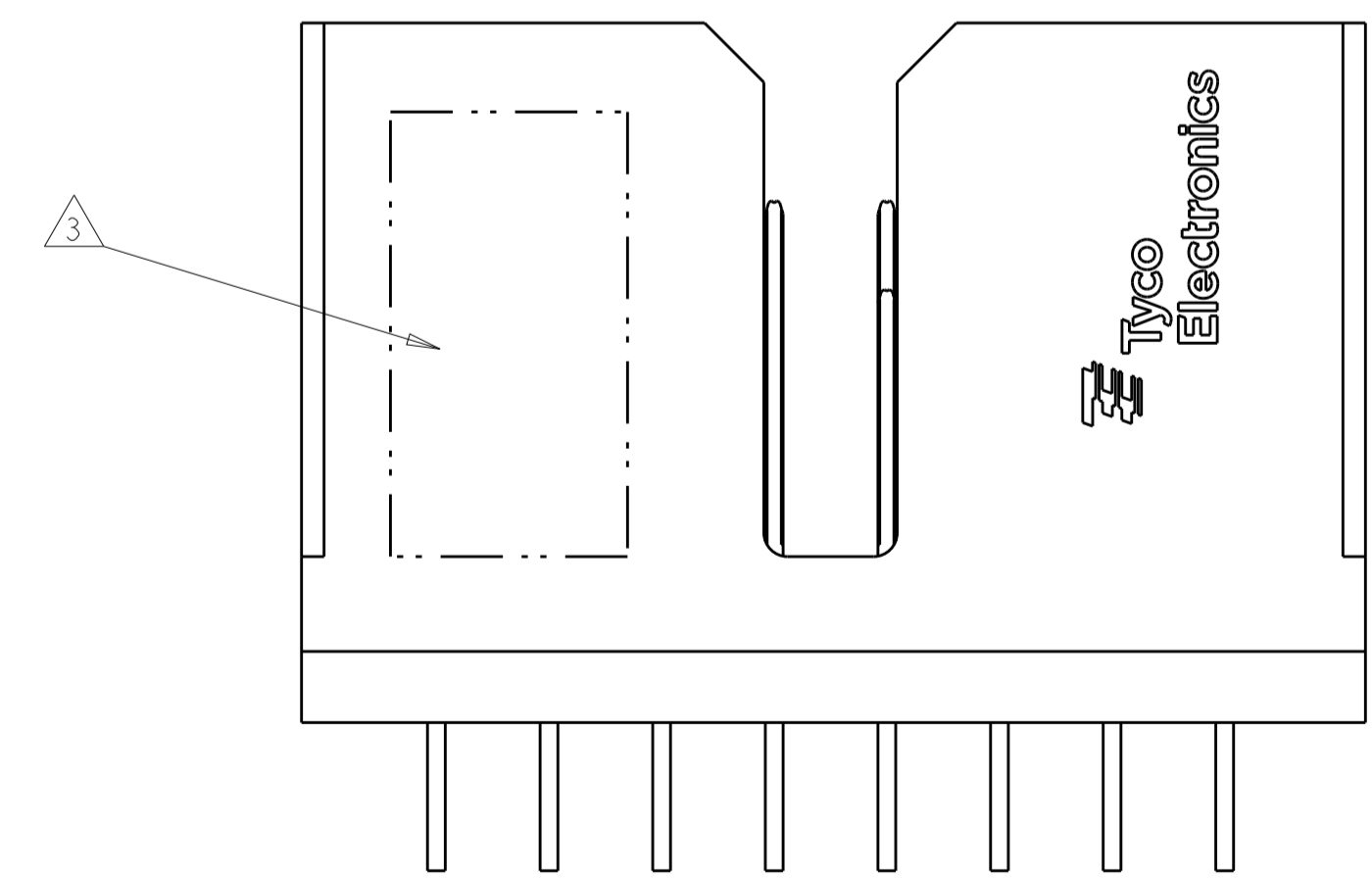
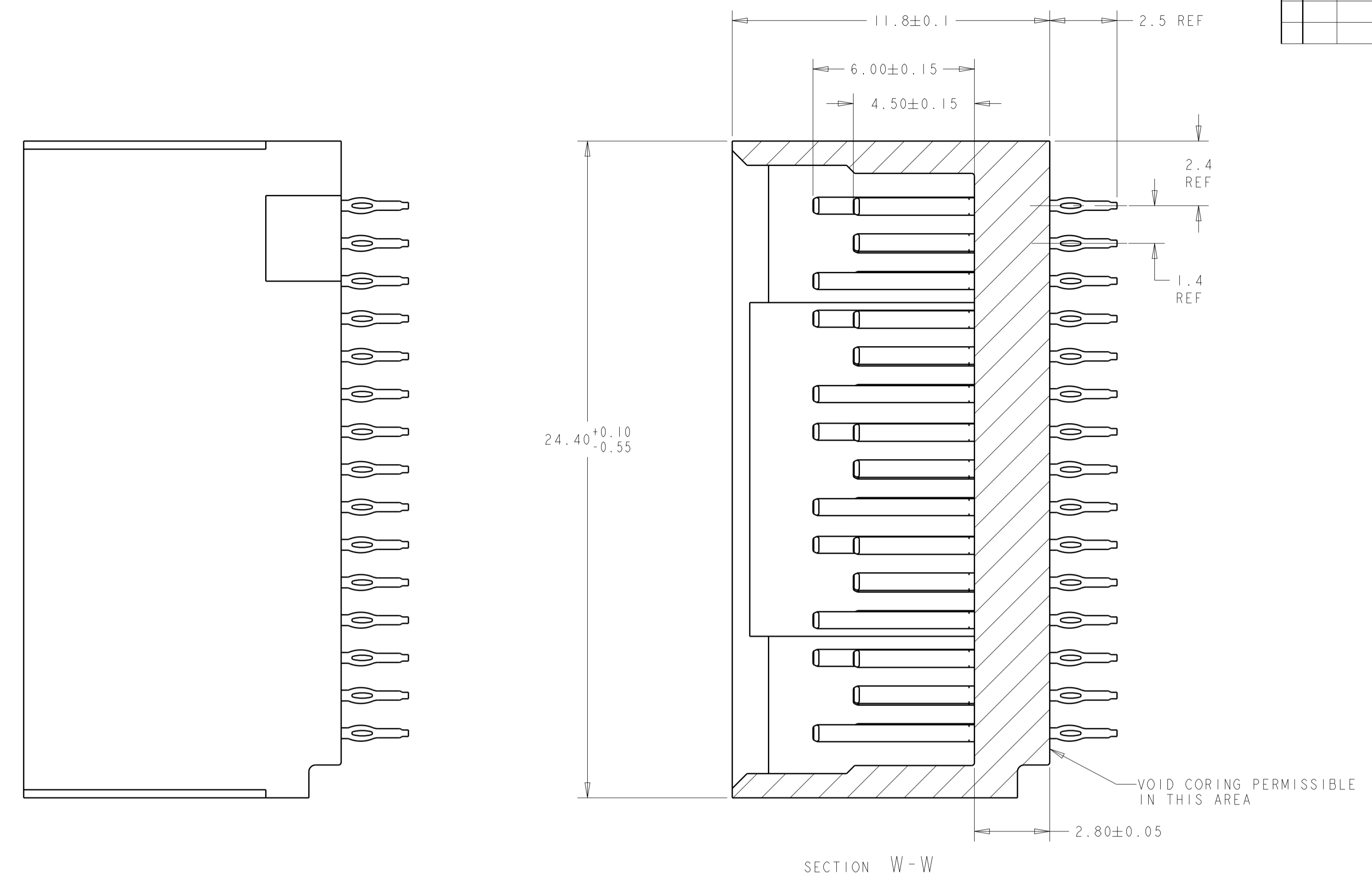
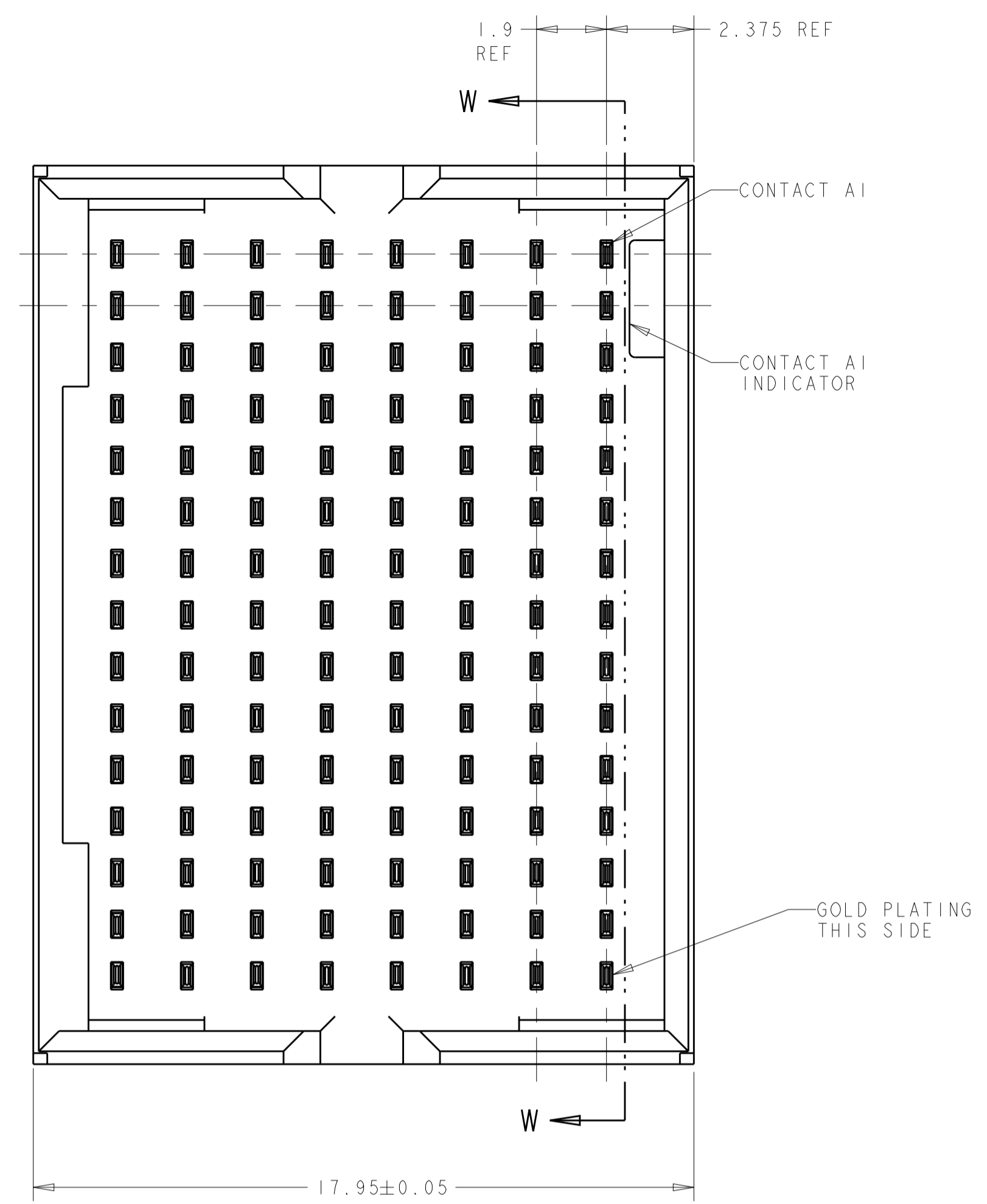


LOC		DIST		REVISIONS			
P	LTN	DESCRIPTION	DATE	DWN	APVD		
F		REVISED PER ECO-13-010626	31JUL2013	KH	RP		



- 1 MATERIAL:
CONTACT - PHOS BRONZE
HOUSING - LCP, UL 94V-0, COLOR - BLACK
- 2 FINISH:
CONTACT AREA FINISH CONFORMS TO THE REQUIREMENTS OF TE PRODUCT SPECIFICATION 108-2303; BASED ON TELCORDIA GR-1217-CORE FOR SYSTEM QUALITY LEVEL III APPLICATIONS IN CONTROLLED ENVIRONMENTS (CENTRAL OFFICE). COMPLIANT PIN AREA- 0.5µm MIN MATTE TIN OVER 1.27µm MIN NICKEL.
- 3 CONNECTOR MARKED WITH PART NUMBER, DATE CODE AND STANDARD IN APPROXIMATE AREA SHOWN
- 4 DATUMS AND BASIC DIMENSIONS ESTABLISHED BY CUSTOMER.
- 5. CONTACT AREA LUBRICATED WITH BELLCORE APPROVED LUBRICANT. TECHNICAL REFERENCE GR-1217-CORE, ISSUE 1, NOVEMBER 1995.
- 6 REFERENCE APPLICATION SPEC 114-13202 FOR RECOMMENDED PLATED THRU HOLE DIAMETER AND PLATING THICKNESSES.

○ = SIGNAL
 ⊗ = GROUND
 RECOMMENDED PCB BOARD LAYOUT BACKPLANE, COMPONENT SIDE SHOWN
 SCALE 6:1

THIS DRAWING IS A CONTROLLED DOCUMENT.		DWN S. MAGARO 03MAY2007	TE Connectivity
DIMENSIONS: mm		CHK W. DAVIS 03MAY2007	
TOLERANCES UNLESS OTHERWISE SPECIFIED:		APVD B. PATTERSON 27AUG2007	NAME
0 PLC ±		PRODUCT SPEC	HEADER ASSEMBLY, DOUBLE WALL, 5 PAIR, 8 COLUMN
1 PLC ±		APPLICATION SPEC	TinMon
2 PLC ±		WEIGHT	SIZE CAGE CODE DRAWING NO
3 PLC ±		FINISH	A100779C=1934271
4 PLC ±		RESTRICTED TO	
ANGLES		CUSTOMER DRAWING	SCALE 8:1 SHEET 1 OF 1 REV F

1934271-1
PART NUMBER

Mouser Electronics

Authorized Distributor

Click to View Pricing, Inventory, Delivery & Lifecycle Information:

[TE Connectivity:](#)

[1934271-1](#)