

# SMD Molded Wound Chip inductor

AIMS-1008



RoHS  
Compliant



2.5 x 2.0 x 1.8mm

## FEATURES:

- Highly reliable in sudden temperature and humidity change
- Resistant to mechanical shocks and high temperature
- Accurate dimensions for automatically surface mounted
- Low DCR and High current, suitable for power line application
- Wide range of inductance value

## APPLICATIONS:

- xDSL, mobile base stations
- TVs, VCRs, digital cameras
- Automobile audio systems, ECU systems
- HDDs, ODDs

## ELECTRICAL SPECIFICATIONS:

### PARAMETERS

ABRACON P/N: AISM-1008-XXX

Operating Temperature: -40°C to + 105°C (Including self-temperature rise)

Storage Temperature: -40°C to + 105°C

Self Temperature Arising: <20°C

Rating Current: When the rating current flows, inductance should not drop more than 10%

Part No.	L ( $\mu$ H)	Tolerance (%)	Q typ.	L, Q (MHz)	SRF (MHz)min.	DCR ( $\Omega$ ) max.	Idc* (mA)max.
AIMS-1008-R01	0.01	J	15	100	2150	0.26	530
AIMS-1008-R012	0.012	J	15	100	2050	0.27	500
AIMS-1008-R015	0.015	J	15	100	2000	0.29	480
AIMS-1008-R018	0.018	J	15	100	1850	0.31	450
AIMS-1008-R022	0.022	J	15	100	1650	0.37	420
AIMS-1008-R027	0.027	J	20	100	1550	0.40	410
AIMS-1008-R033	0.033	J	20	100	1450	0.42	400
AIMS-1008-R039	0.039	J	20	100	1350	0.45	380
AIMS-1008-R047	0.047	J	20	100	1200	0.50	360
AIMS-1008-R056	0.056	J	20	100	1100	0.60	340
AIMS-1008-R068	0.068	J	20	100	1050	0.65	320
AIMS-1008-R082	0.082	J	20	100	900	0.75	300
AIMS-1008-R10	0.1	J	20	100	800	0.80	280
AIMS-1008-R12	0.12	J	30	25.2	700	0.30	550
AIMS-1008-R15	0.15	J	30	25.2	550	0.35	500
AIMS-1008-R18	0.18	J	30	25.2	500	0.40	475
AIMS-1008-R22	0.22	J	30	25.2	450	0.50	450
AIMS-1008-R27	0.27	J	30	25.2	425	0.55	425
AIMS-1008-R33	0.33	J	30	25.2	400	0.60	400
AIMS-1008-R39	0.39	J	30	25.2	375	0.65	375
AIMS-1008-R47	0.47	J	30	25.2	350	0.68	350
AIMS-1008-R56	0.56	J	30	25.2	325	0.75	325
AIMS-1008-R68	0.68	J	30	25.2	300	0.85	300
AIMS-1008-R82	0.82	J	30	25.2	260	1.00	260
AIMS-1008-1R0	1.0	J	30	7.96	245	1.10	245
AIMS-1008-1R2	1.2	J	30	7.96	230	1.20	230

1501 Hidden Creek Lane Spicewood TX 78751

Phone: 949-546-8000 | Fax: 949-546-8001

For terms and conditions of sales visit:

[www.abracon.com](http://www.abracon.com)

REVISED: 07/09/2018

ABRACON IS  
ISO9001-2015  
CERTIFIED

# SMD Molded Wound Chip inductor

AIMS-1008



RoHS  
Compliant



2.5 x 2.0 x 1.8mm

Part No.	L ( $\mu$ H)	Tolerance (%)	Q typ.	Test Freq. L, Q (MHz)	SRF (MHz)min.	DCR ( $\Omega$ ) max.	Idc* (mA)max.
AIMS-1008-1R5	1.5	J	30	7.96	182	1.30	220
AIMS-1008-1R8	1.8	J	30	7.96	135	1.45	210
AIMS-1008-2R2	2.2	J	30	7.96	105	1.55	200
AIMS-1008-2R7	2.7	J	30	7.96	70	1.70	195
AIMS-1008-3R3	3.3	J	30	7.96	55	1.90	185
AIMS-1008-3R9	3.9	J	30	7.96	48	2.1	180
AIMS-1008-4R7	4.7	J	30	7.96	43	2.3	175
AIMS-1008-5R6	5.6	J	25	7.96	42	2.5	170
AIMS-1008-6R8	6.8	J	25	7.96	39	2.7	165
AIMS-1008-8R2	8.2	J	25	7.96	36	3.05	160
AIMS-1008-100	10	J	25	2.52	33	3.5	155
AIMS-1008-120	12	J	25	2.52	30	3.8	150
AIMS-1008-150	15	J	25	2.52	26	4.4	140
AIMS-1008-180	18	J	25	2.52	24	4.8	130
AIMS-1008-220	22	J	25	2.52	22	5.5	125
AIMS-1008-270	27	J	25	2.52	21	6.3	115
AIMS-1008-330	33	J	25	2.52	20	7.1	110
AIMS-1008-390	39	J	20	2.52	18	9.5	90
AIMS-1008-470	47	J	20	2.52	17	11.1	80
AIMS-1008-560	56	J	20	2.52	16	12.1	75
AIMS-1008-680	68	J	20	2.52	15	16.6	70
AIMS-1008-820	82	J	20	2.52	13	19.0	66
AIMS-1008-101	100	J	15	0.796	12	21.0	60

**Note:**

Tolerance : J=±5%;

\* Rated current: Value obtained when current flows and the temperature has risen to 20°C or when DC current flows and the initial value of inductance has fallen by 10%, whichever is smaller.

## OPTIONS AND PART IDENTIFICATION

AIMS -1008 - □□□J - □

**Inductance**  
Please refer to the tables on page 2.

**Packaging**


T	Tape and Reel
---	---------------

# SMD Molded Wound Chip inductor

AIMS-1008



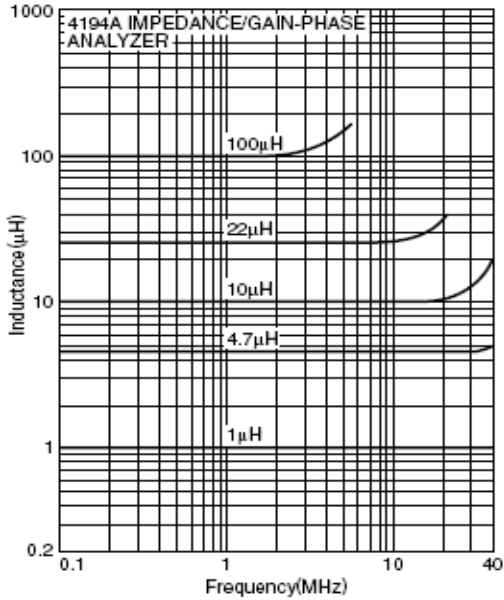
RoHS  
Compliant



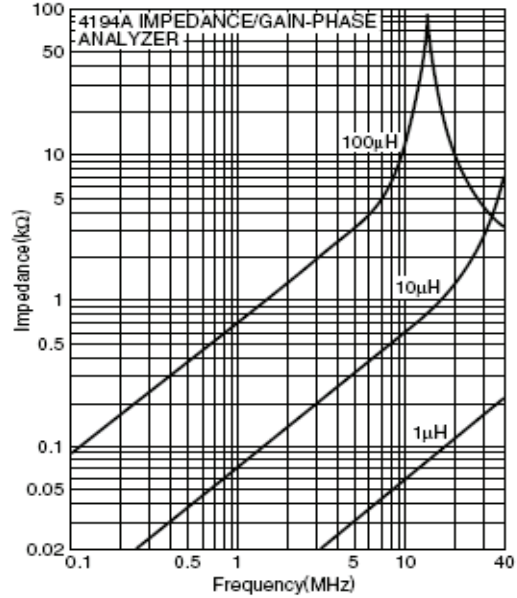
2.5 x 2.0 x 1.8mm

## TEST PLOTS:

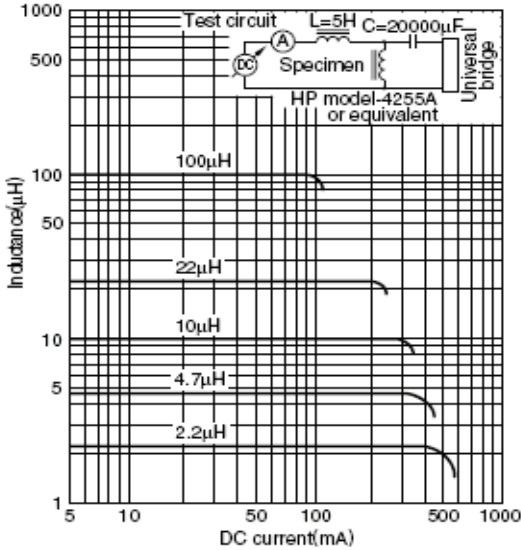
INDUCTANCE vs. FREQUENCY CHARACTERISTICS



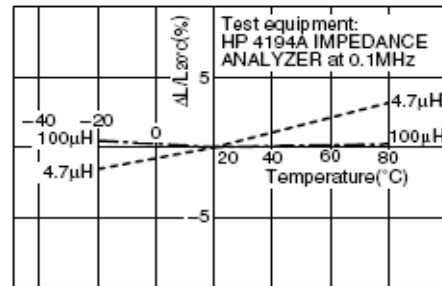
IMPEDANCE vs. FREQUENCY CHARACTERISTICS



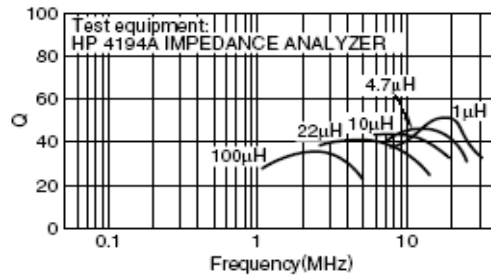
INDUCTANCE CHANGE vs. DC SUPERPOSITION CHARACTERISTICS



INDUCTANCE CHANGE vs. TEMPERATURE CHARACTERISTICS



Q vs. FREQUENCY CHARACTERISTICS




# SMD Molded Wound Chip inductor

AIMS-1008

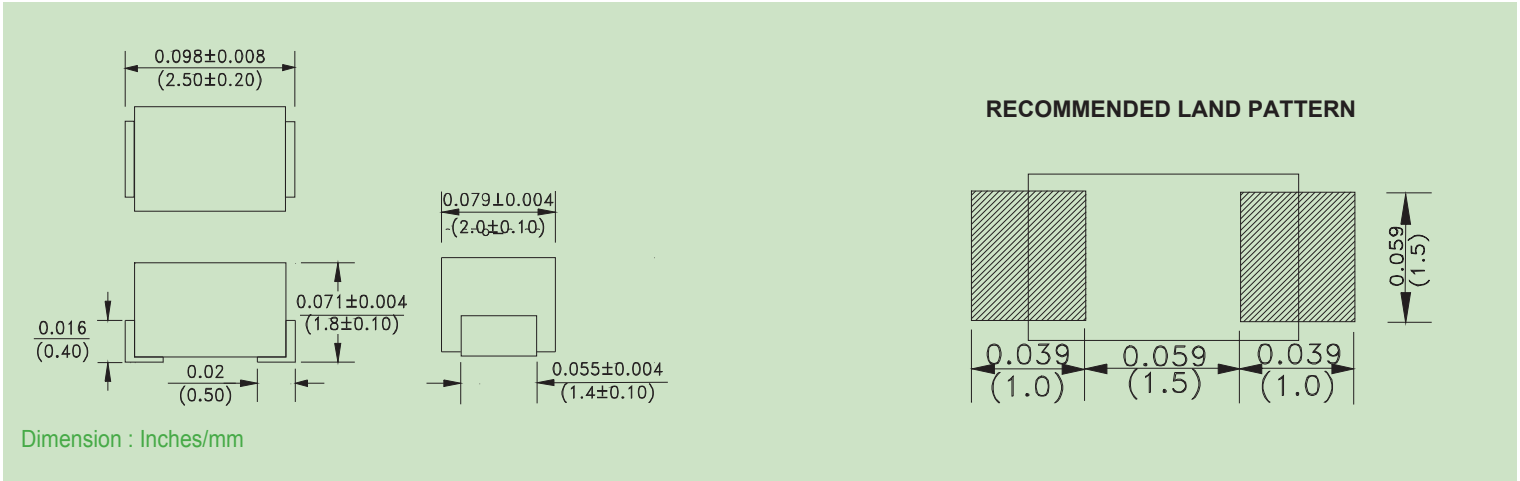


RoHS  
Compliant

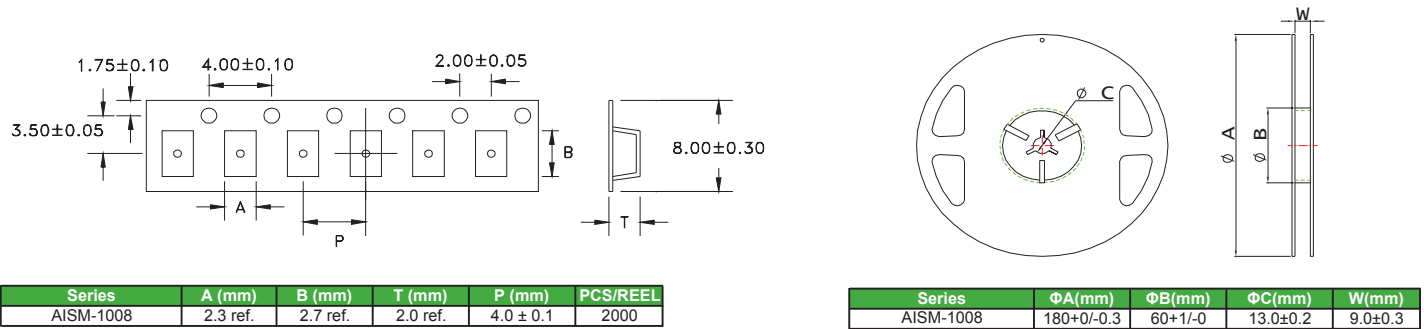


2.5 x 2.0 x 1.8mm

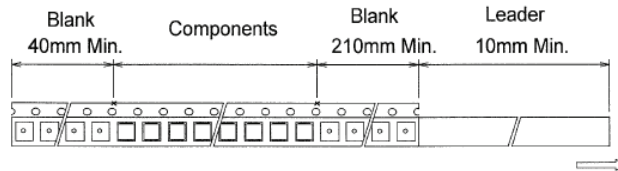
## OUTLINE DRAWING:



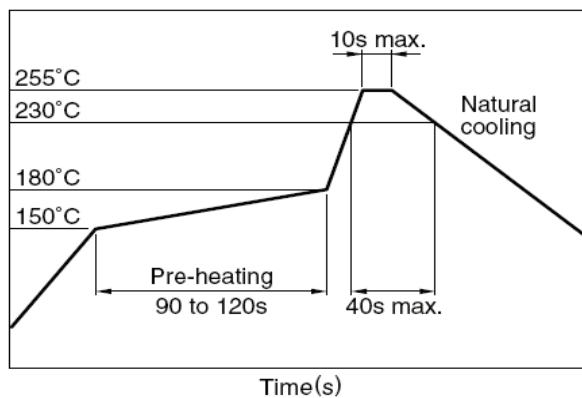
## TAPE & REEL:



Dimension: mm



## REFLOW PROFILE:



**NOTE:** Abracon manufactured products are intended for general commercial and industrial use. For applications requiring high reliability and/or presenting extreme operating environment, written consent & authorization from Abracon is required.



1501 Hidden Creek Lane Spicewood TX 78751  
 Phone: 949-546-8000 | Fax: 949-546-8001  
 For terms and conditions of sales visit:  
[www.abracon.com](http://www.abracon.com)

REVISED: 07/09/2018

ABRACON IS  
 ISO9001-2015  
 CERTIFIED

# Mouser Electronics

Authorized Distributor

Click to View Pricing, Inventory, Delivery & Lifecycle Information:

## ABRACON:

[AIMS-1008-2R2J](#) [AIMS-1008-R47K](#) [AIMS-1008-R56K](#) [AIMS-1008-330J](#) [AIMS-1008-5R6J](#) [AIMS-1008-R82K](#) [AIMS-1008-R22K](#) [AIMS-1008-3R3J](#) [AIMS-1008-270J](#) [AIMS-1008-2R7J](#) [AIMS-1008-R33K](#) [AIMS-1008-560J](#) [AIMS-1008-680J](#) [AIMS-1008-220J](#) [AIMS-1008-3R9J](#) [AIMS-1008-101J](#) [AIMS-1008-4R7J](#) [AIMS-1008-1R0J](#) [AIMS-1008-1R5J](#) [AIMS-1008-470J](#) [AIMS-1008-180J](#) [AIMS-1008-120J](#) [AIMS-1008-6R8J](#) [AIMS-1008-150J](#) [AIMS-1008-390J](#) [AIMS-1008-R68K](#) [AIMS-1008-820J](#) [AIMS-1008-8R2J](#) [AIMS-1008-1R8J](#) [AIMS-1008-1R2J](#) [AIMS-1008-R39K](#) [AIMS-1008-100J](#) [AIMS-1008-R27K](#) [AIMS-1008-470J-T](#) [AIMS-1008-5R6J-T](#) [AIMS-1008-330J-T](#) [AIMS-1008-4R7J-T](#) [AIMS-1008-3R3J-T](#) [AIMS-1008-6R8J-T](#) [AIMS-1008-1R2J-T](#) [AIMS-1008-R56K-T](#) [AIMS-1008-1R5J-T](#) [AIMS-1008-3R9J-T](#) [AIMS-1008-101J-T](#) [AIMS-1008-120J-T](#) [AIMS-1008-220J-T](#) [AIMS-1008-R22K-T](#) [AIMS-1008-2R7J-T](#) [AIMS-1008-100J-T](#) [AIMS-1008-560J-T](#) [AIMS-1008-270J-T](#) [AIMS-1008-2R2J-T](#) [AIMS-1008-150J-T](#) [AIMS-1008-390J-T](#) [AIMS-1008-820J-T](#) [AIMS-1008-8R2J-T](#) [AIMS-1008-1R8J-T](#) [AIMS-1008-680J-T](#) [AIMS-1008-1R0J-T](#) [AIMS-1008-180J-T](#) [AIMS-1008-R012J-T](#) [AIMS-1008-R015J-T](#) [AIMS-1008-R018J-T](#) [AIMS-1008-R01J-T](#) [AIMS-1008-R022J-T](#) [AIMS-1008-R82J-T](#) [AIMS-1008-R27J-T](#) [AIMS-1008-R33J-T](#) [AIMS-1008-R39J-T](#) [AIMS-1008-R68J-T](#) [AIMS-1008-R47J-T](#) [AIMS-1008-R56J-T](#) [AIMS-1008-R082J-T](#) [AIMS-1008-R10J-T](#) [AIMS-1008-R12J-T](#) [AIMS-1008-R15J-T](#) [AIMS-1008-R18J-T](#) [AIMS-1008-R22J-T](#) [AIMS-1008-R027J-T](#) [AIMS-1008-R033J-T](#) [AIMS-1008-R039J-T](#) [AIMS-1008-R047J-T](#) [AIMS-1008-R056J-T](#) [AIMS-1008-R068J-T](#)