

Contact insert - HC-HS 6-EBUS - 1773132

Please be informed that the data shown in this PDF Document is generated from our Online Catalog. Please find the complete data in the user's documentation. Our General Terms of Use for Downloads are valid (<http://phoenixcontact.com/download>)



HEAVYCON female insert, HS6 series, 6-pos., screw connection

RoHS

Key Commercial Data

Packing unit	1 pc
GTIN	 4 017918 037642
GTIN	4017918037642
Weight per Piece (excluding packing)	104.840 g
Custom tariff number	85366990
Country of origin	Germany

Technical data

General

Note	For housing HC-B16
Connection method	Screw connection
Tightening torque	1.2 Nm
Degree of pollution	3
Overvoltage category	III
Number of positions	6+PE
Insertion/withdrawal cycles	≥ 500
Size	B16
Contact numbering	1 - 6
Conductor cross section	0.5 mm ² ... 6 mm ²
Connection cross section AWG	20 ... 10

Contact insert - HC-HS 6-EBUS - 1773132

Technical data

General

Stripping length of the individual wire	10 mm
Assembly instructions	Connectors may be operated only when there is no load/voltage.

Ambient conditions

Ambient temperature (operation)	-40 °C ... 125 °C (including heating up of contacts)
---------------------------------	--

Material data

Contact material	Copper alloy
Contact surface material	Ag
Contact carrier material	PA

Electrical characteristics

Rated voltage for power contacts	400/690 V
Rated voltage (III/3)	500 V
Rated surge voltage	6 kV
Rated current	35 A

Standards and Regulations

Connection in acc. with standard	CSA
Constructional and testing regulations	DIN VDE 0627/86
	DIN VDE 0110/02.79
	DIN VDE 0110-1/04.97
	IEC 60664-1, DIN IEC 60512
Flammability rating according to UL 94	V0

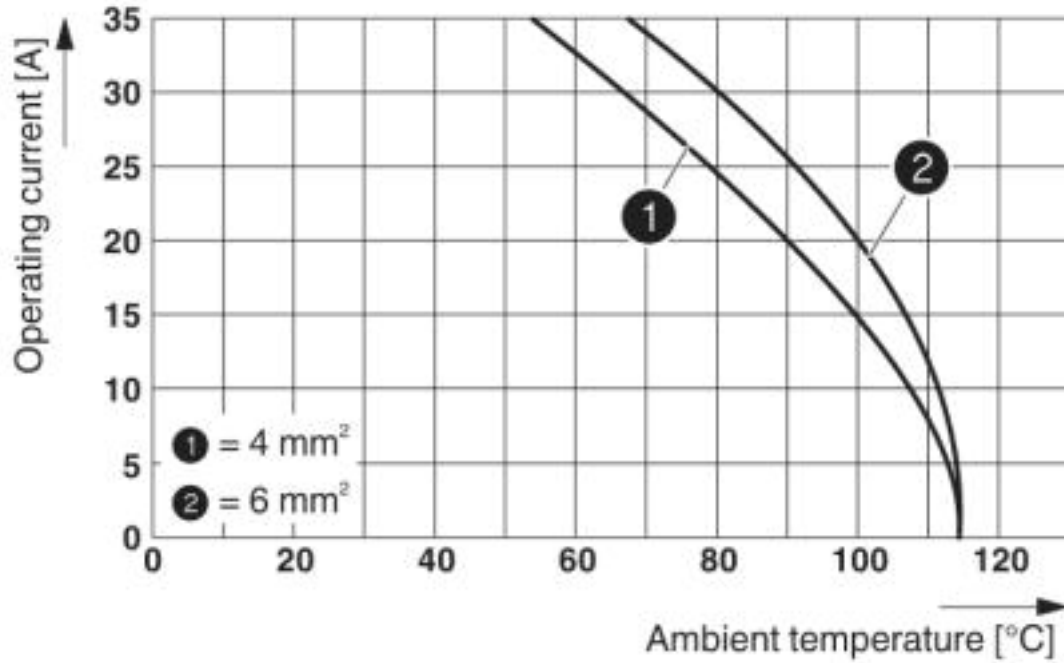
Environmental Product Compliance

China RoHS	Environmentally Friendly Use Period = 50
	For details about hazardous substances go to tab "Downloads", Category "Manufacturer's declaration"

Drawings

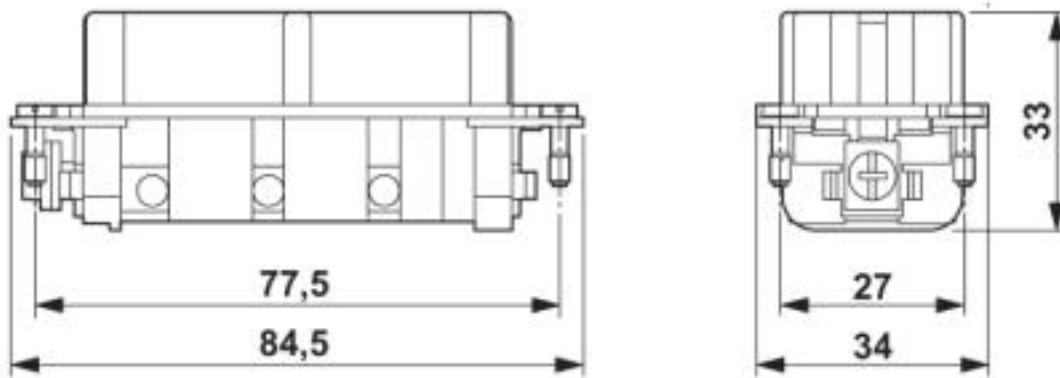
Contact insert - HC-HS 6-EBUS - 1773132

Diagram



Derating diagram: HC-HS...S series

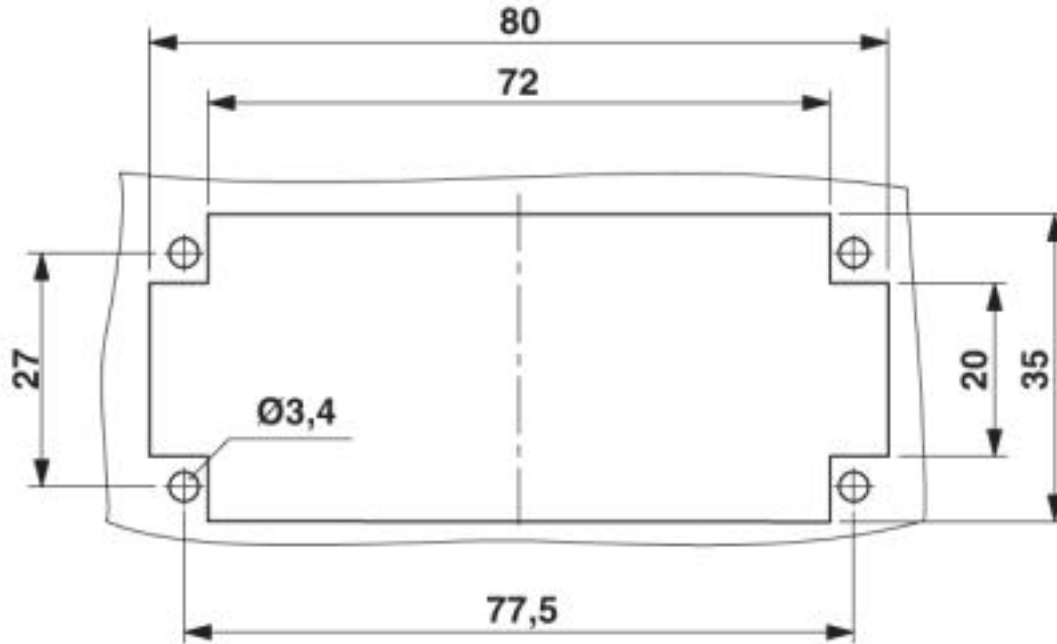
Dimensional drawing



Female insert

Contact insert - HC-HS 6-EBUS - 1773132

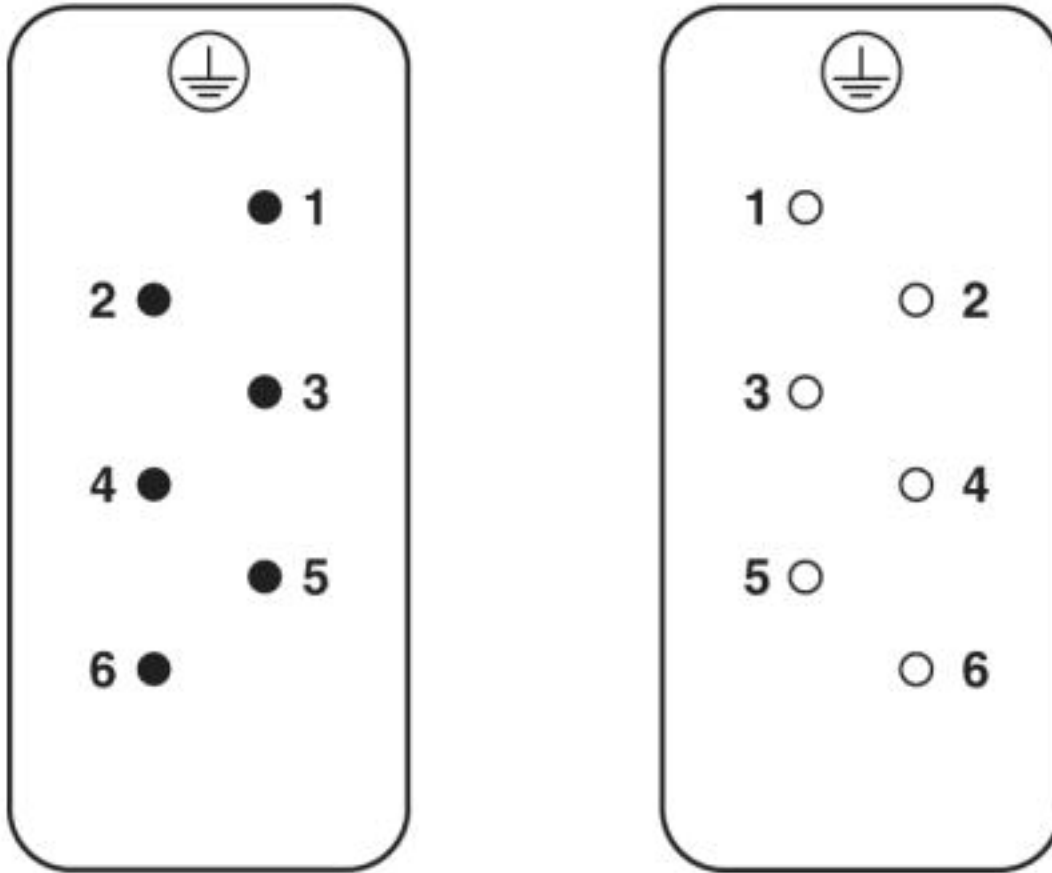
Dimensional drawing



Mounting cutout

Contact insert - HC-HS 6-EBUS - 1773132

Schematic diagram



Connector pin assignment, connection side

Classifications

eCl@ss

eCl@ss 4.0	27140816
eCl@ss 4.1	27140816
eCl@ss 5.0	27143424
eCl@ss 5.1	27143424
eCl@ss 6.0	27143424
eCl@ss 7.0	27440209
eCl@ss 8.0	27440205
eCl@ss 9.0	27440205

Contact insert - HC-HS 6-EBUS - 1773132

Classifications

ETIM

ETIM 2.0	EC000438
ETIM 3.0	EC000438
ETIM 4.0	EC000438
ETIM 5.0	EC000438

UNSPSC

UNSPSC 6.01	30211923
UNSPSC 7.0901	39121522
UNSPSC 11	39121522
UNSPSC 12.01	39121522
UNSPSC 13.2	39121522