

VLS3015ET-100M



Applications	Commercial Grade
Feature	Wire Wound Wire Wound Shield Magnetic Shield Ferrite Core Ferrite Core
Series Type	VLS-E
Status	Production (Not Recommended for New Design) Recommended Alternate Part No. : VLS3015CX-100M-1 (Interchangeability is not guaranteed.)
Brand	TDK



Size	
Length(L)	3.00mm ±0.10mm
Width(W)	3.00mm ±0.10mm
Thickness Height	1.50mm Max.
Recommended Land Pattern (A)	1.00mm Nom.
Recommended Land Pattern (B)	1.00mm Nom.
Recommended Land Pattern (C)	3.00mm Nom.

Electrical Characteristics	
Inductance	10µH ±20% at 1MHz
Rated Current (L Change) [Typ.]	780mA (30% Down)
Rated Current (L Change) [Max.]	700mA (30% Down)
Rated Current (Temperature Rise) [Typ.]	940mA (40°C Rise)
Rated Current (Temperature Rise) [Max.]	
DC Resistance [Typ.]	240mΩ
DC Resistance [Max.]	288mΩ
Rated Voltage [Max.]	
Self Resonant Frequency [Min.]	
Self Resonant Frequency [Typ.]	
Q [Min.]	
Q [Typ.]	

Other	
Operating Temp. Range (Including Self-Temp. Rise)	-40 to 105°C
Soldering Method	Reflow
AEC-Q200	NO
Packing	Embossed (Plastic)Taping [180mm Reel]

! Images are for reference only and show exemplary products.
 ! This PDF document was created based on the data listed on the TDK Corporation website.
 ! All specifications are subject to change without notice.

VLS3015ET-100M



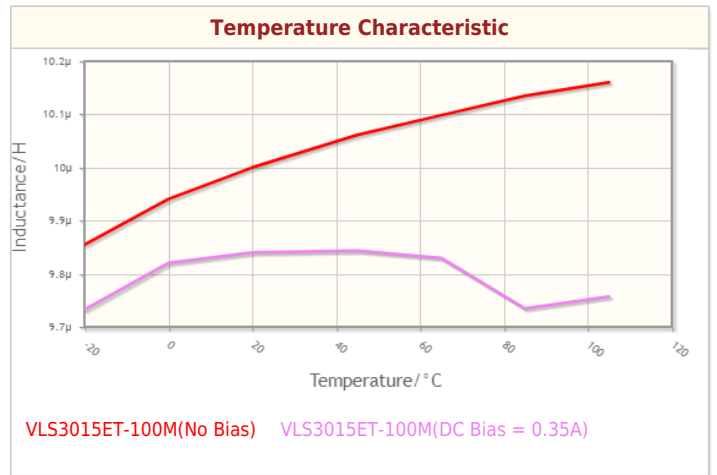
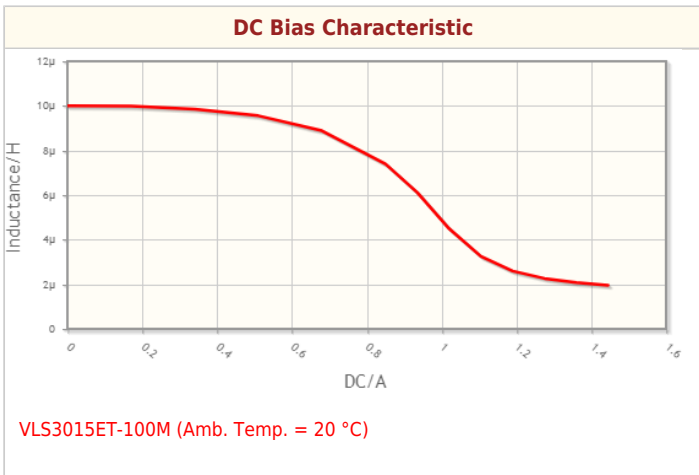
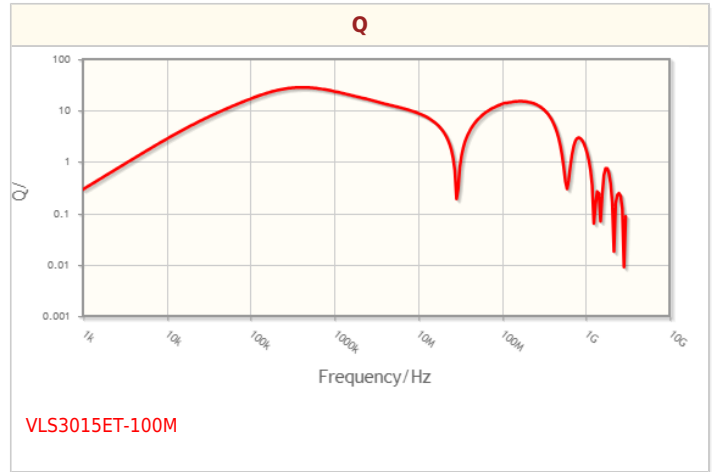
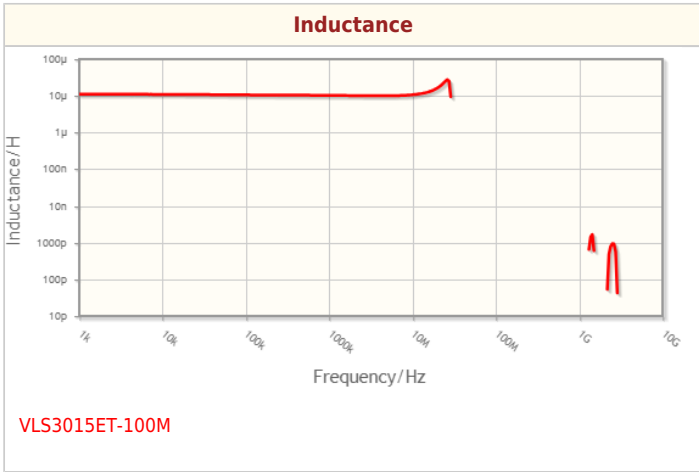
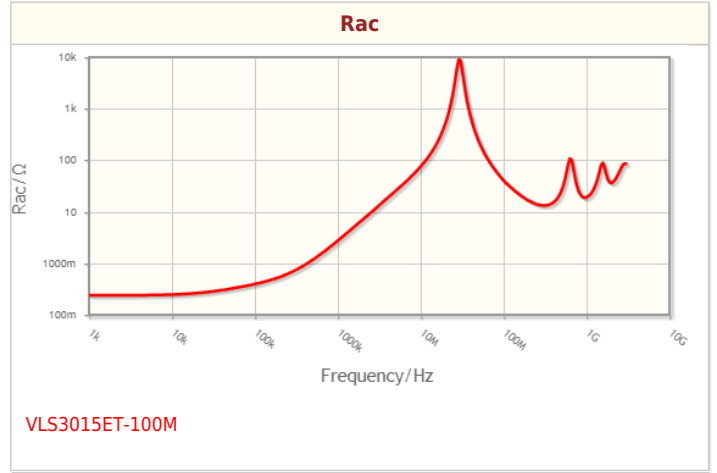
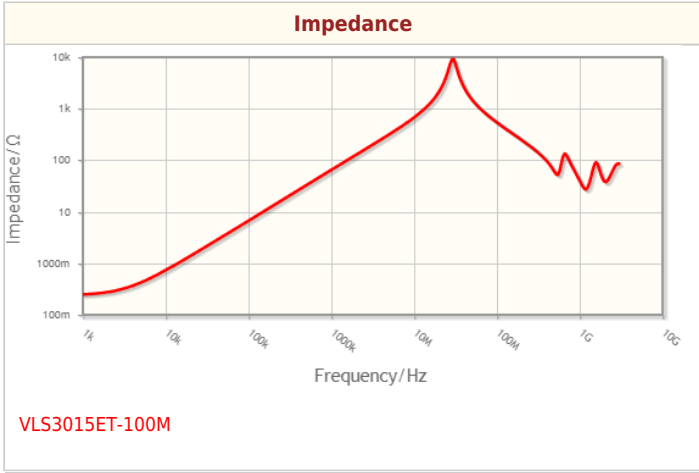
Package Quantity	2000pcs
Weight	0.052g

! Images are for reference only and show exemplary products.
! This PDF document was created based on the data listed on the TDK Corporation website.
! All specifications are subject to change without notice.

VLS3015ET-100M



Characteristic Graphs(This is reference data, and does not guarantee the products characteristics.)

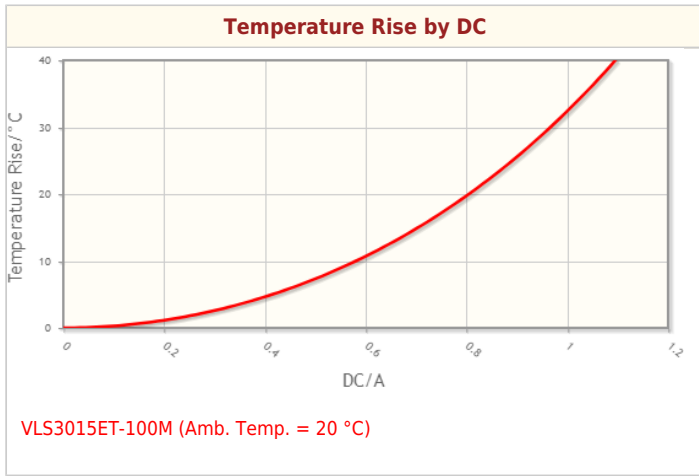


! Images are for reference only and show exemplary products.
! This PDF document was created based on the data listed on the TDK Corporation website.
! All specifications are subject to change without notice.

VLS3015ET-100M




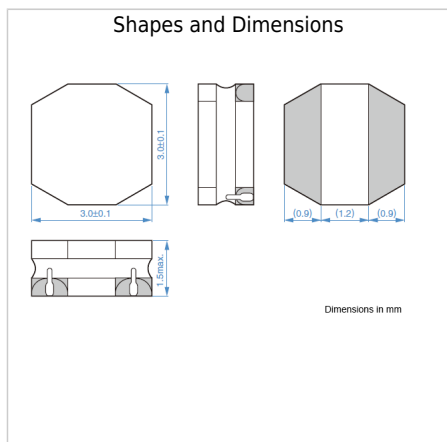
Characteristic Graphs(This is reference data, and does not guarantee the products characteristics.)



VLS3015ET-100M



Associated Images



! Images are for reference only and show exemplary products.
! This PDF document was created based on the data listed on the TDK Corporation website.
! All specifications are subject to change without notice.