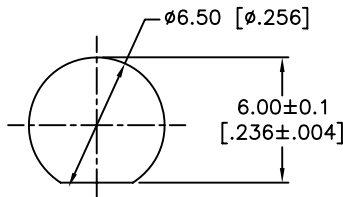
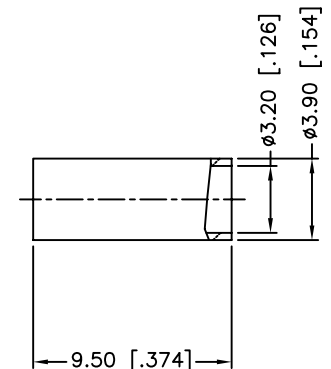
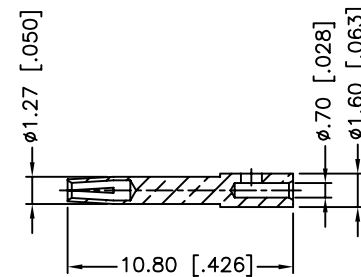
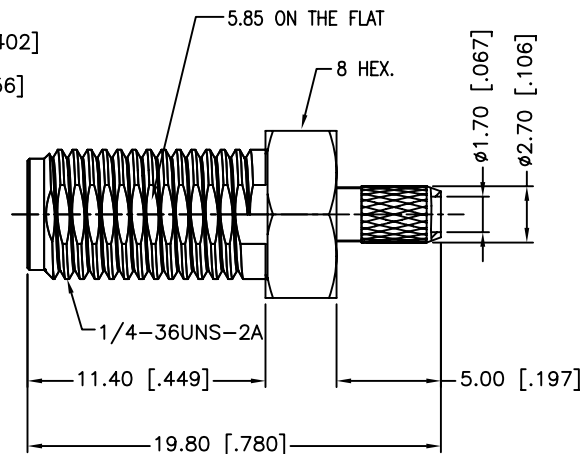
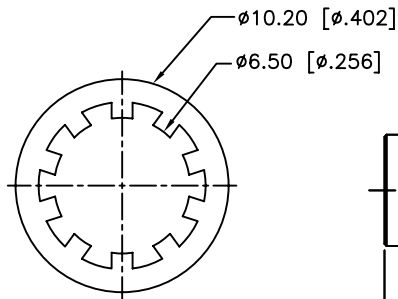
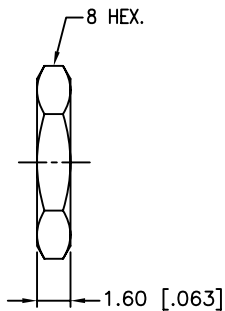
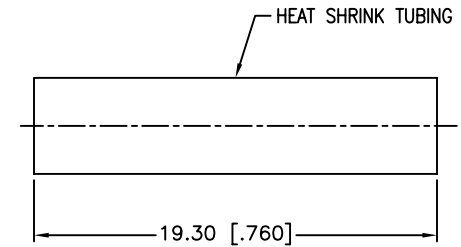
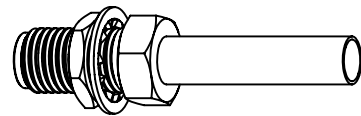


RECOMMENDED
CABLE STRIPPING DIM'S



RECOMMENDED
MOUNTING HOLE

REV.	DATE	ECR NO.	DESCRIPTION
A	01/29/00	-	UPDATE FERRULE
B	01/02/01	-	MODIFY BARREL AND HEAT SHRINK
C	04/31/03	-	UPDATE DRAWING FORMAT
D	04/20/08	100009	REVISE BARREL O.D., FERRULE O.D. AND I.D.
	05/20/11	2159	CHANGE FLATS ON BULKHEAD TO ALIGN WITH THE POINT ON THE HEX NUT



NOTE:
 1. CRIMPED FERRULE HEX CRIMP SIZE .128"
 2. CONTACT PIN TO SOLDER
 3. MAX. PANEL THICKNESS=3.2mm

DESCRIPTION	MATERIAL	FINISH	QTY
7	HEAT SHRINK TUBING	BLACK	
6	FERRULE	BRASS	GOLD 1
5	HEX NUT	BRASS	GOLD 1
4	LOCK WASHER	BRASS	GOLD 1
3	CONTACT PIN	BER. COPPER	GOLD 1
2	INSULATOR	PTFE	NATURAL 1
1	BODY	BRASS	GOLD 1

UNLESS OTHERWISE SPECIFIED DIMENSIONS ARE IN MILLIMETERS. DIMENSIONS IN [] ARE IN INCHES AND FOR CUSTOMER REFERENCE ONLY.

UNLESS OTHERWISE SPECIFIED TOLERANCES FOR MILLIMETERS ARE:
 0.5 - 8mm ± 0.20mm
 8 - 30mm ± 0.40mm
 30 - 120mm ± 0.50mm

UNLESS OTHERWISE SPECIFIED TOLERANCES FOR INCHES ARE:
 .020 - .315 ± 0.007"
 .315 - 1.180 ± 0.015"
 1.180 - 4.724 ± 0.020"

DO NOT SCALE DRAWING

APPROVALS	DATE
DRAWN M.ZHANG	05/20/11
CHECKED	
ISSUED	
SHEET 1 OF 1	
CAD FILE F:/CONNEX/132119.DWG	

<h1>Amphenol Connex</h1>			
PART DESCRIPTION SMA BULKHEAD CRIMP JACK (FOR RG-174/U,188A/U,316/U CABLE)			
PART NO.		132119	
DWG. NO.	132119.DWG	REV. D	SCALE NA

Mouser Electronics

Authorized Distributor

Click to View Pricing, Inventory, Delivery & Lifecycle Information:

[Amphenol:](#)

[132119](#)