

Features

- High power density 3W converter in SIP7 case
- 3kVDC and 4kVDC Isolation options
- Efficiency up to 90%
- IEC/EN62368 certified

Unregulated Converters

RKZ3

**3 Watt
SIP7
Single Output**



IEC/EN62368-1 certified

Description

The RKZ3 series of 3W high isolation DC/DC converters are suitable for demanding industrial applications such as bus isolators, breaking ground loops or separating multi-channel inputs which require more power than currently available in standard SIP7 isolated DC/DC converters. The RKZ3 converters are pin-compatible with the RK and RKZ converter series, offering a simple way to upgrade an existing high isolation design from 1W or 2W up to 3W. The converters are safety certified to IEC/EN62368.

Selection Guide

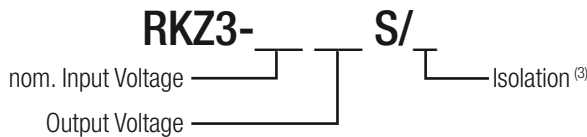
Part Number	nom. Input Voltage [VDC]	Output Voltage [VDC]	Output Current [mA]	Efficiency typ. ⁽¹⁾ [%]	max. Capacitive Load ⁽²⁾ [µF]
RKZ3-0505S ⁽³⁾	5	5	600	85	2000
RKZ3-1205S ⁽³⁾	12	5	600	84	2000
RKZ3-2405S ⁽³⁾	24	5	600	86	2000
RKZ3-2412S ⁽³⁾	24	12	250	90	1000

Notes:

Note1: Efficiency is tested at nominal input and full load at +25°C ambient

Note2: Max Cap Load is tested at nominal input and full resistive load

Model Numbering



Notes:

Note3: without suffix standard 3kVDC/1second isolation, add suffix "H" for 4kVDC/1second isolation

Specifications (measured @ Ta= 25°C, nom. Vin, full load unless otherwise specified)

BASIC CHARACTERISTICS				
Parameter	Condition	Min.	Typ.	Max.
Internal Input Filter				capacitor
Input Voltage Range			±10%	
continued on next page				

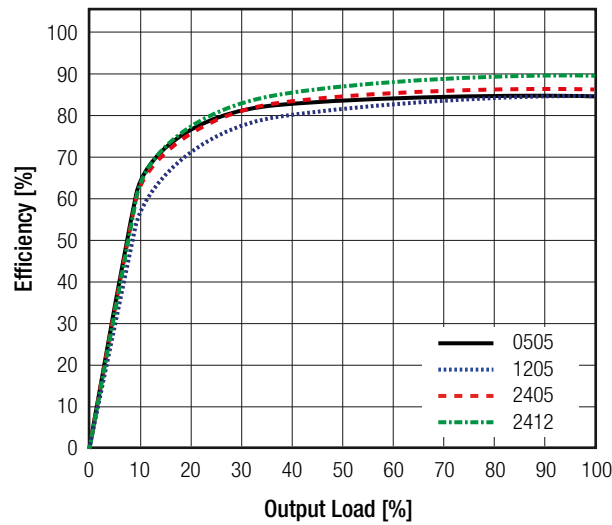
Specifications (measured @ Ta= 25°C, nom. Vin, full load unless otherwise specified)

Parameter	Condition	Min.	Typ.	Max.
Start-up time			0.3ms	250ms
Rise time			0.3ms	0.5ms
Internal Operating Frequency		20kHz		
Minimum Load		0%		
Output Ripple and Noise ⁽⁴⁾	20MHz BW			100mVp-p

Notes:

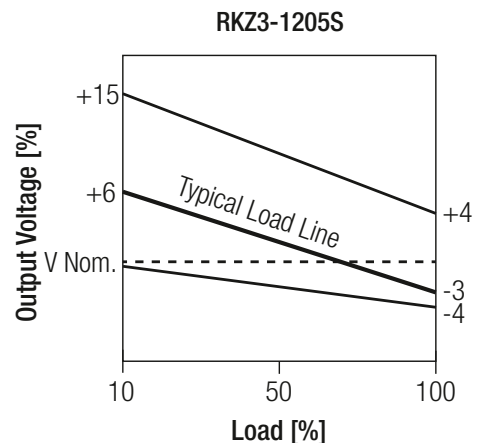
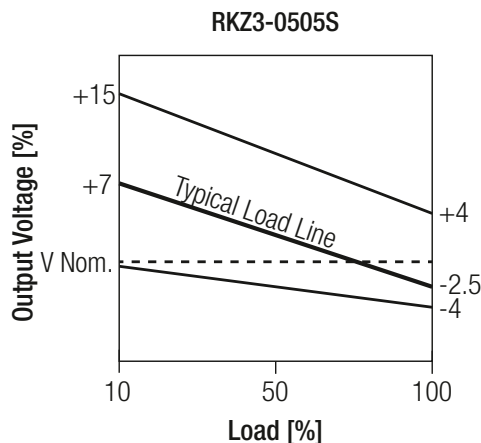
Note4: Measurements are made with a 1.0µF MLCC across output (low ESR)

Efficiency vs. Load



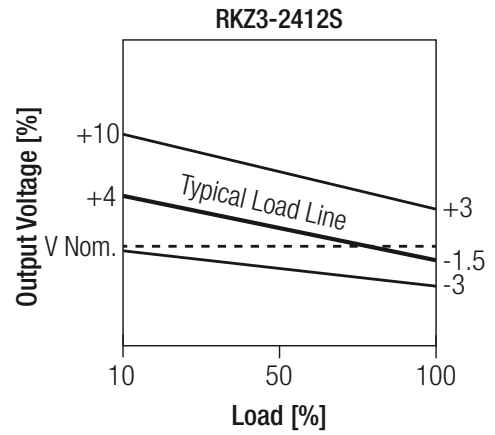
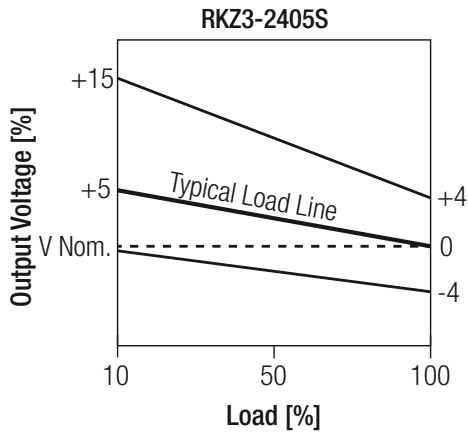
REGULATIONS			
Parameter	Condition		Value
Output Accuracy	5Vout all others		±3.0% typ. / ±4.0% max. ±2.0% typ. / ±3.0% max.
Line Regulation	low line to high line, full load		1.2% typ. @ 1.0% of Vin
Load Regulation	10% to 100% load	5Vout all others	15.0% max. 10.0% max

Tolerance Envelope

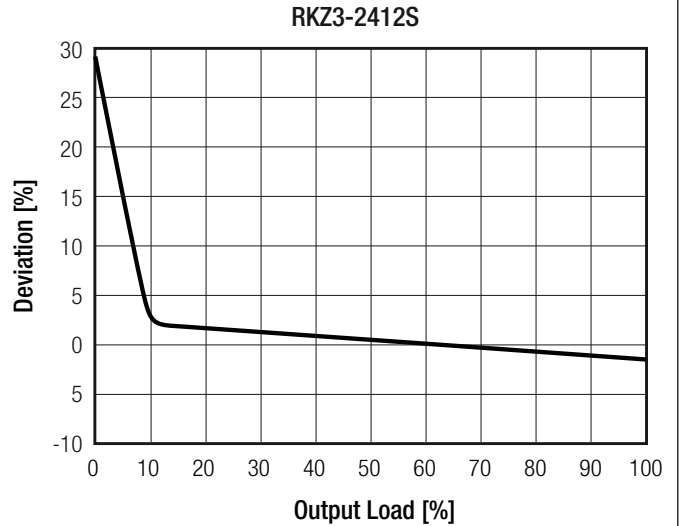
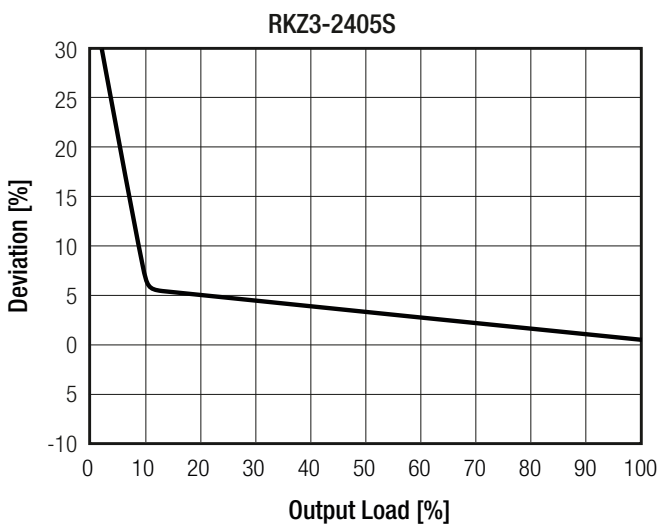
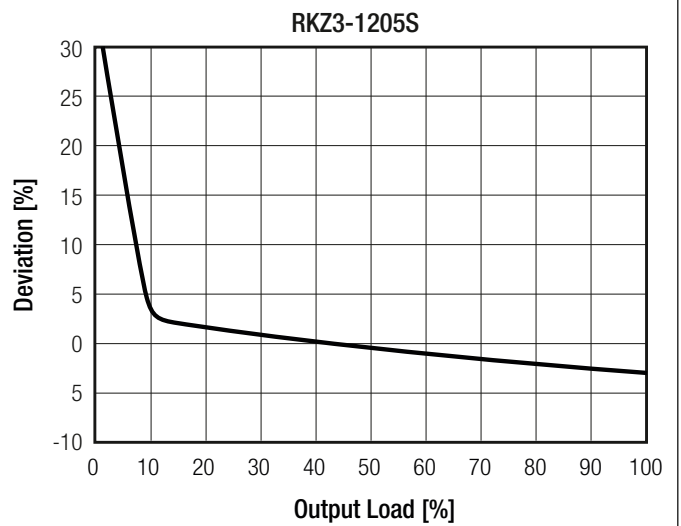
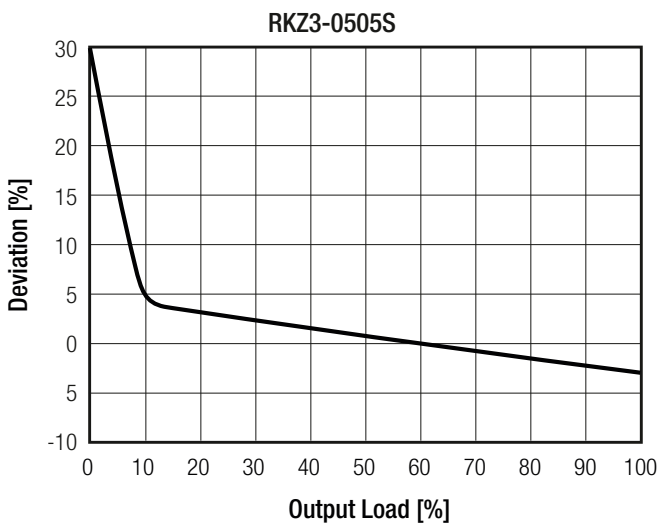


continued on next page

Specifications (measured @ Ta= 25°C, nom. Vin, full load unless otherwise specified)



Accuracy vs. Load



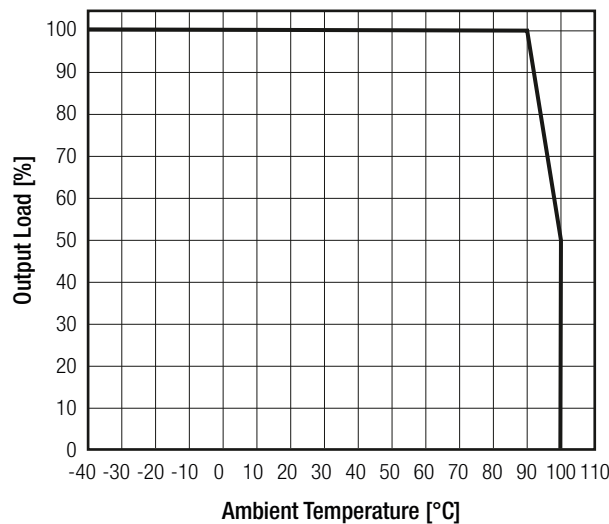
Specifications (measured @ Ta= 25°C, nom. Vin, full load unless otherwise specified)

PROTECTIONS			
Parameter	Type		Value
Isolation Voltage ⁽⁵⁾	I/P to O/P	tested for 1 second	standard
			/H suffix
Isolation Resistance			15GΩ min.
Isolation Capacitance			130pF max.
Notes:			
Note5: For repeat Hi-Pot testing, reduce the time and/or the test voltage			
Note6: An input fuse is required if the mains supply is not over-current protected. Recommended fuse: T2A slow blow type			

ENVIRONMENTAL		
Parameter	Condition	Value
Operating Temperature Range	without derating @ natural convection 0.1m/s (see graph)	-40°C to +90°C
Maximum Case Temperature		+115°C
Temperature Coefficient		±0.02%/°C
Operating Humidity	non-condensing	5% - 95% RH max.
Pollution Degree		PD2
Vibration		according to MIL-STD 202G
MTBF	according to MIL-HDBK-217F, G.B.	+25°C
		+85°C
		17700 x 10 ³ hours
		6200 x 10 ³ hours

Derating Graph

(@ Chamber and natural convection 0.1m/s)



SAFETY AND CERTIFICATIONS		
Certificate Type (Safety)	Report / File Number	Standard
Audio/video, information and communication technology equipment - Safety requirements	AL106047	EN62368-1, 2014 IEC62368-1, 2nd Edition, 2014
RoHs 2+		RoHS 10/10, 2011/65/EU + AM-2015/863
EAC	RU-AT.49.09571	TP TC 004/2011

continued on next page

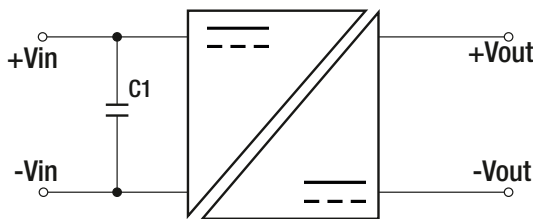
Specifications (measured @ Ta= 25°C, nom. Vin, full load unless otherwise specified)

EMC Compliance	Condition	Standard / Criterion
Electromagnetic compatibility of multimedia equipment - Emission requirements	with external filter	EN55032, Class B
Information technology equipment - Immunity characteristics - Limits and methods of measurement		EN55024+A1
ESD Electrostatic discharge immunity test	Air: ±8kV; Contact: ±4kV	EN61000-4-2, Criteria A
Radiated, radio-frequency, electromagnetic field immunity test	3V/m	EN61000-4-3, Criteria A
Fast Transient and Burst Immunity	DC Power Port ±0.5kV	EN61000-4-4, Criteria A
Surge Immunity ⁽⁷⁾	DC Power Port ±0.5kV DC Output Port ±0.5kV	EN61000-4-5, Criteria B
Immunity to conducted disturbances, induced by radio-frequency fields	DC Power Port 3V DC Output Port 3V	EN61000-4-6, Criteria A
Power Magnetic Field Immunity	50Hz, 1A/m	EN61000-4-8, Criteria A

Notes:

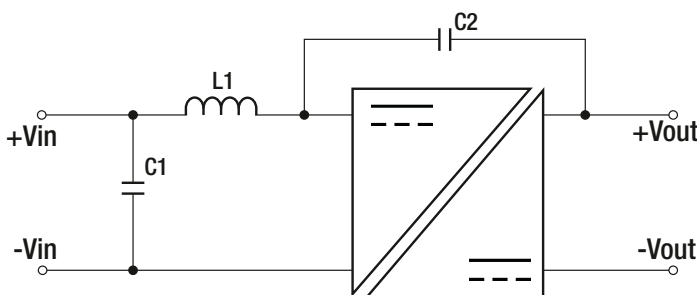
Note7: An external input filter capacitor is required if the model has to meet EN61000-4-5. See below circuit.

Surge Test Circuit



Test Voltage	C1
±0.5kV	100µF E-Cap
±1kV	220µF E-Cap

EMC Filtering according to EN55032 Class B



Component List Class B

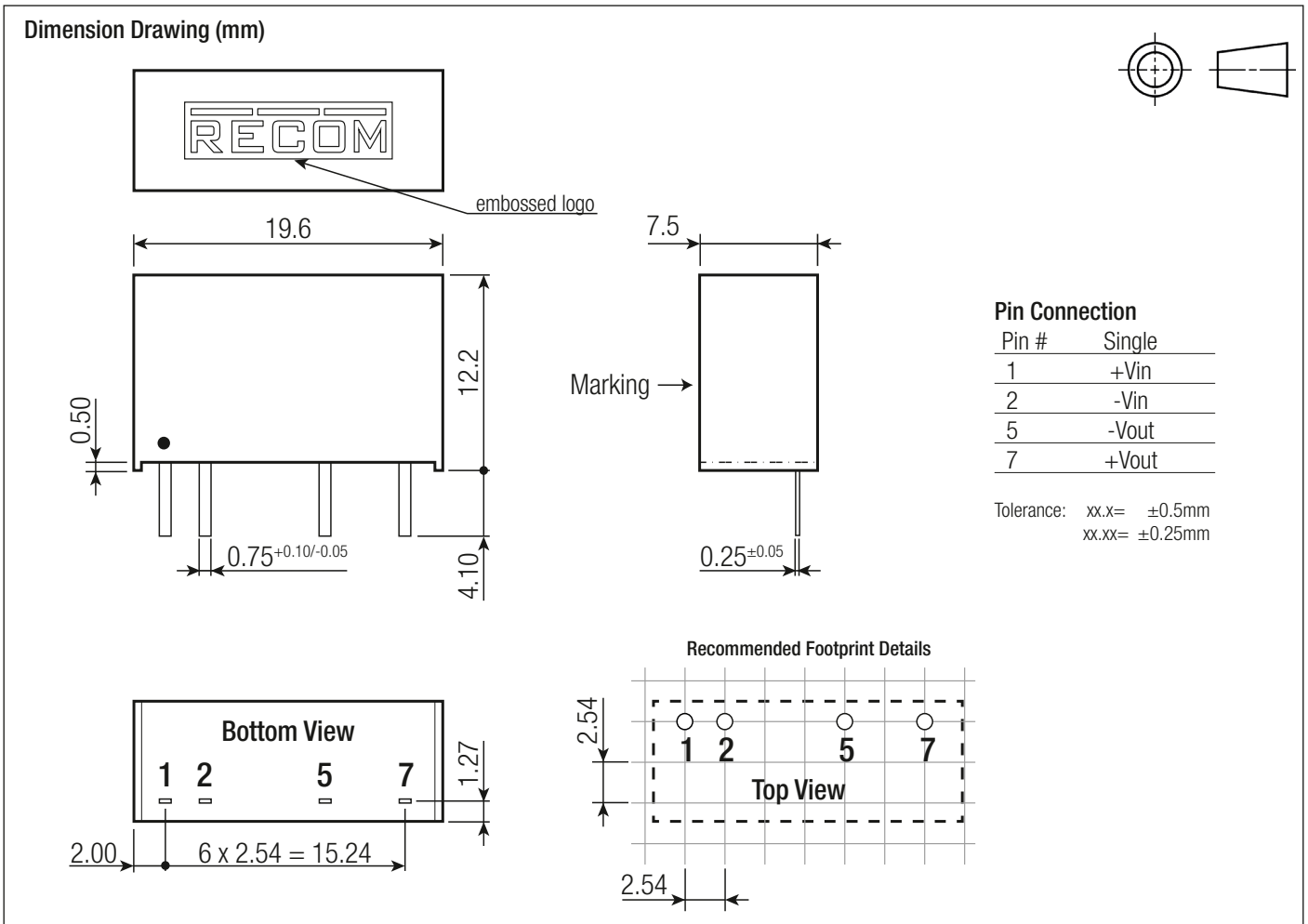
Input Voltage	C1	C2	L1
5Vin	4.7µF MLCC	470pF / 5kVDC	10µH Choke
12Vin			22µH Choke
24Vin	2.2µF MLCC		

DIMENSION and PHYSICAL CHARACTERISTICS

Parameter	Type	Value
Material	case	black plastic, (UL94 V-0)
	potting	silicone, (UL94 V-0)
	PCB	FR4, (UL94 V-0)
Package Dimension (LxWxH)		19.6 x 7.5 x 12.2mm
Package Weight		2.8g typ.

continued on next page

Specifications (measured @ Ta= 25°C, nom. Vin, full load unless otherwise specified)



PACKAGING INFORMATION		
Packaging Dimension (LxWxH)	tube	520.0 x 22.1 x 10.2mm
Packaging Quantity		24pcs
Storage Temperature Range		-55°C to +125°C

The product information and specifications may be subject to changes even without prior written notice. The product has been designed for various applications; its suitability lies in the responsibility of each customer. The products are not authorized for use in safety-critical applications without RECOM's explicit written consent. A safety-critical application is an application where a failure may reasonably be expected to endanger or cause loss of life, inflict bodily harm or damage property. The applicant shall indemnify and hold harmless RECOM, its affiliated companies and its representatives against any damage claims in connection with the unauthorized use of RECOM products in such safety-critical applications.

Mouser Electronics

Authorized Distributor

Click to View Pricing, Inventory, Delivery & Lifecycle Information:

RECOM:

[RKZ3-0505S/H](#) [RKZ3-1205S/H](#) [RKZ3-2412S](#) [RKZ3-2405S/H](#) [RKZ3-2405S](#) [RKZ3-2412S/H](#) [RKZ3-1205S](#) [RKZ3-0505S](#)