

TRANSIENT VOLTAGE SUPPRESSORS

TVS305-TV5430
TVS505-TV5528

4

FEATURES

- Up to 500W for 1mS Pulse Power Capability
- Clamping Time in Picoseconds
- Direct Applicability for all popular Microprocessors and IC families
- Metallurgically bonded assembly system to assure long term reliability
- Miniature glass encased hermetically sealed package

DESCRIPTION

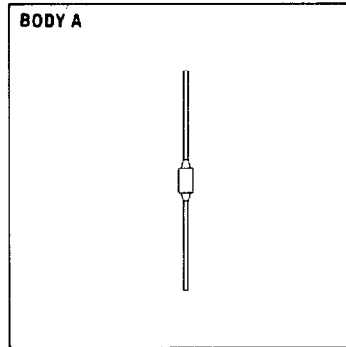
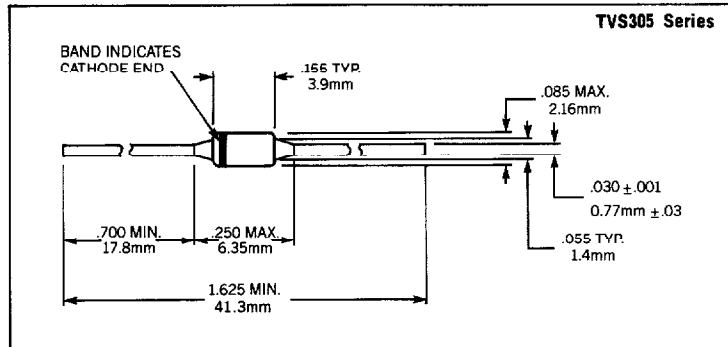
Microsemi's TVS series of transient voltage suppressors feature oxide passivated zener type chips with full-faced metallurgical bonds on both sides to achieve high surge capability and negligible electrical degradation under repeated surge conditions. The series is especially useful in protecting microprocessor, MOS, CMOS, TTL, ECL, PL and linear integrated circuits from spurious transient disturbances.

ABSOLUTE MAXIMUM RATINGS @ 25°C

	TVS305-TV5430	TVS505-TV5528
Stand-off Voltage, V_R	5 to 300V	5.0V to 28.0V
Peak Pulse Power (1mS)*	150W	500W
Forward Surge Current (8.3mS half sinewave)	15A	50A
Peak Pulse Current	See Table	See Table
Breakdown Voltage	See Table	See Table
Power, Continuous	3W	5W
Storage and Operating Temperature	-65 to +175°C	-65 to +175°C

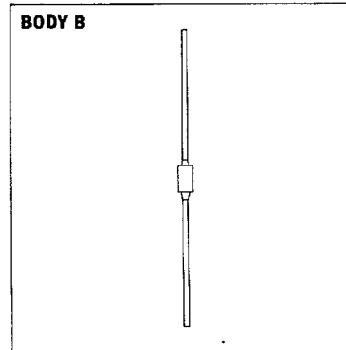
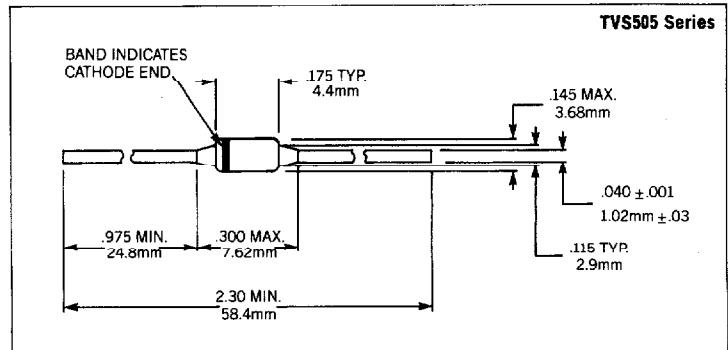
*See Figures 3 and 4 for Peak Pulse Power vs Pulse Duration.

MECHANICAL SPECIFICATIONS



THESE DEVICES ALSO AVAILABLE IN SURFACE MOUNT PACKAGE. SEE SECTION 10

MECHANICAL SPECIFICATIONS



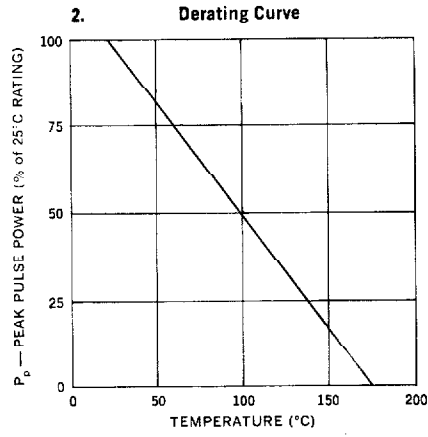
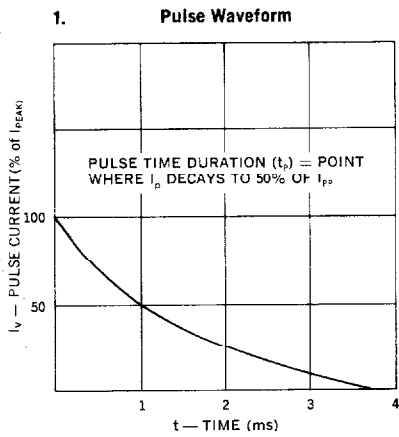
THESE DEVICES ALSO AVAILABLE IN SURFACE MOUNT PACKAGE. SEE SECTION 10

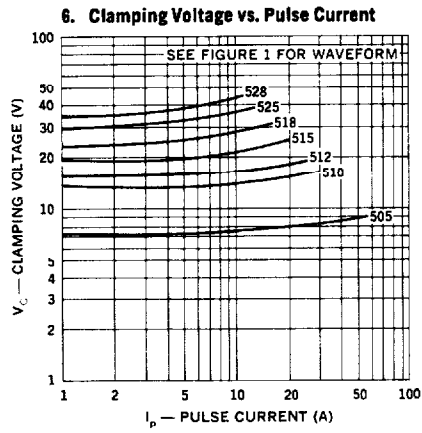
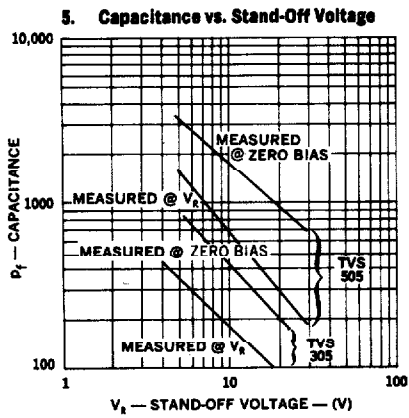
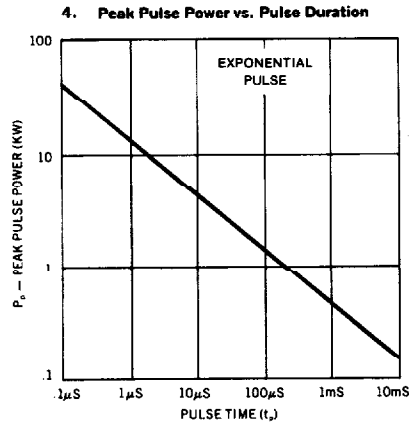
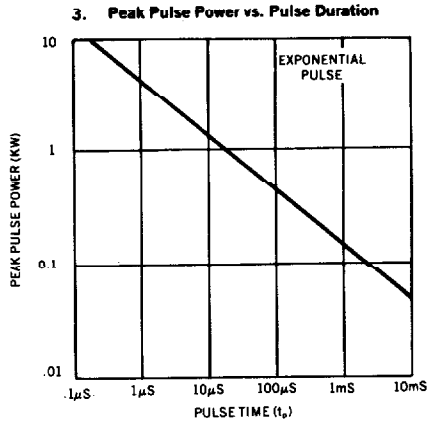
Microsemi Corp.
Watertown
The diode experts

ELECTRICAL SPECIFICATIONS @ 25°C

TVS Part No.	Stand-Off Voltage	Min. Breakdown Voltage	Max. Leakage Current	Max. Peak Pulse Current*	Max. Clamping Voltage*	Max. Clamping Voltage*	Max. Clamping Voltage*	
	V_R	BV _(min) @ 1mA	I_R @ V_R	I_{PP}	V_C @ I_{PP}	V_C @ 1A	5A	10A
	V	V	μA	A	V	V	V	
TVS305	5.0	6.0	50	17	8.7	—	—	—
TVS310	10.0	11.1	2	8.9	16.8	—	—	—
TVS312	12	13.8	1	7.1	21.0	—	—	—
TVS315	15	16.7	1	5.9	25	—	—	—
TVS318	18	20.4	1	4.9	31	—	—	—
TVS324	24	28.4	1	3.6	42	—	—	—
TVS328	28	30.7	1	3.2	46	—	—	—
TVS348	48	54	1	1.7	82	—	—	—
TVS360	60	67	1	1.4	105	—	—	—
TVS410	100	111	1	.91	160	—	—	—
TVS420	200	234	1	.42	360	—	—	—
TVS430	300	342	1	.28	520	—	—	—
TVS505	5.0	6.0	300	53.7	9.3	7.4	—	7.9
TVS510	10.0	11.1	5	30.3	16.5	13.2	—	14.4
TVS512	12.0	13.8	5	23.8	21.0	16.5	—	18.5
TVS515	15.0	16.7	5	19.8	25.2	19.7	—	22.2
TVS518	18.0	20.4	5	16.3	30.5	23.8	26.0	—
TVS524	24.0	28.4	5	11.9	42.0	32.4	37.0	—
TVS528	28.0	30.7	5	10.7	46.5	35.9	41.0	—

*For 1mS pulse: see Figure 1.





CHOOSING AND SPECIFYING THE PROPER TVS

The following terms are generally used in specifying Transient Voltage Suppressors (TVS):

1. Stand-off Voltage (V_R) is the highest reverse voltage at which the TVS will be non-conducting.
2. Minimum Breakdown Voltage (BV_{min}) is the reverse voltage at which the TVS conducts 1 milli-amp. This is the point where the TVS begins to limit the transient.
3. Maximum Clamping Voltage (V_C_{max}) is the maximum voltage the TVS will allow during a transient "spike."

Figure 7 graphically shows all three terms.

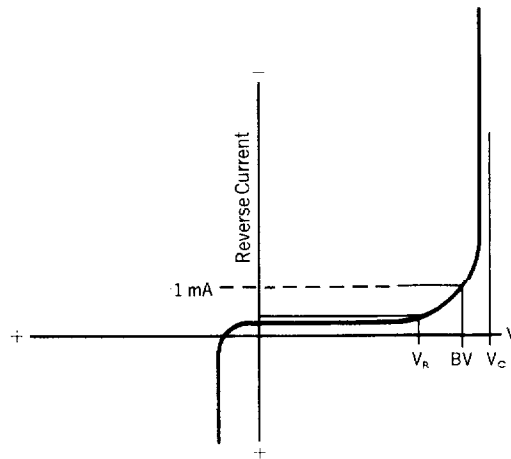


Figure 7

The three most important factors in choosing the appropriate TVS for an application in their order of importance are:

1. Pulse power (P_P) — Choose the TVS series that will handle the Transient Pulse Power. Transient Pulse Power is equal to the clamping voltage (V_C) times the peak pulse current (i_{PP}). The pulse duration vs. pulse power graph on the TVS data sheet can then be used to determine the maximum allowable pulse duration. (Figure 3 or 4).
2. Standoff voltage (V_R) — From the TVS series selected, choose the device with the stand-off voltage equal to or greater than the normal circuit operating voltage.
3. Maximum Clamping Voltage ($V_{C_{MAX}}$) — Determine the clamping voltage of the device chosen for the transient given and be sure it is below the voltage that might damage any components.

Mouser Electronics

Authorized Distributor

Click to View Pricing, Inventory, Delivery & Lifecycle Information:

Microchip:

[TVS505SM](#) [TVS510](#) [TVS328](#) [TVS515SM](#) [TVS348](#) [TVS420](#) [TVS315](#) [TVS524](#) [TVS360SM](#) [TVS515](#) [TVS518](#)
[TVS305](#) [TVS312](#) [TVS420SM](#) [TVS305SM](#) [TVS524SM](#) [TVS512](#) [TVS324SM](#) [TVS348SM](#) [TVS360](#) [TVS410SM](#)
[TVS318](#) [TVS505](#) [TVS528SM](#) [TVS512SM](#) [TVS430](#) [TVS324](#) [TVS410](#) [TVS518SM](#) [TVS430SM](#) [TVS528](#) [TVS328SM](#)
[TVS510SM](#) [TVS310](#) [TVS512/TR](#) [TVS312e3/TR](#) [TVS305e3](#) [tvs324e3/tr](#) [TVS505e3/tr](#) [TVS524e3/tr](#) [TVS328e3](#)
[TVS505e3](#) [TVS305e3/TR](#) [tvs505/tr](#) [TVS310E3/TR](#) [TVS315SM/TR](#) [TVS305SM/TR](#) [TVS528e3](#) [TVS505SMe3](#)
[TVS315e3/TR](#) [tvs505sm/tr](#) [TVS324/TR](#) [TVS515/TR](#) [TVS324e3](#) [TVS524e3](#) [tvs528/tr](#) [TVS318/TR](#) [TVS315e3](#)
[TVS515e3](#) [TVS310e3](#) [TVS512e3](#) [TVS312e3](#) [tvs312/tr](#) [TVS505SMe3/TR](#)