

Coaxial Low Pass Filter

VLF-80+

50Ω *DC to 80 MHz



Generic photo used for illustration purposes only

CASE STYLE: FF704

Connectors	Model
SMA	VLF-80+

+RoHS Compliant

The +Suffix identifies RoHS Compliance. See our web site for RoHS Compliance methodologies and qualifications

Maximum Ratings

Operating Temperature	-55°C to 100°C
Storage Temperature	-55°C to 100°C
RF Power Input*	8.5W max. at 25°C

* Passband rating, derate linearly to 3.5W at 100°C ambient. Permanent damage may occur if any of these limits are exceeded.

Features

- rugged uni-body construction, small size
- 7 sections
- excellent power handling, 8.5W
- temperature stable
- low cost
- protected by U.S. Patent 6,943,646

Applications

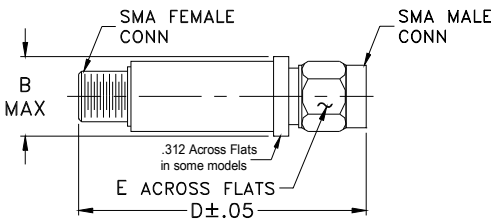
- harmonic rejection
- transmitters/receivers
- lab use

Electrical Specifications at 25°C

PASSBAND (MHz) (loss < 1 dB)	f _{co} , MHz Nom. (loss 3 dB)	STOP BAND (MHz) (loss, dB)			VSWR (:1)		NO. OF SECTIONS
		f 20 Min.	40 Typ.	fr 20 Typ.	Stopband Typ.	Passband Typ.	
Max.	Typ.	Min.	Typ.	Typ.	Typ.	Typ.	7
*DC-80	145	200	225-1550	4500	20	1.2	

* Not for use with DC voltage at input and output ports

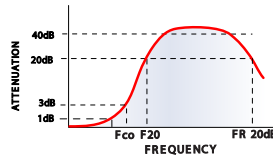
Outline Drawing



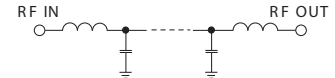
Outline Dimensions (inch/mm)

B	D	E	wt
.410	1.43	.312	grams
10.41	36.32	7.92	10.0

typical frequency response

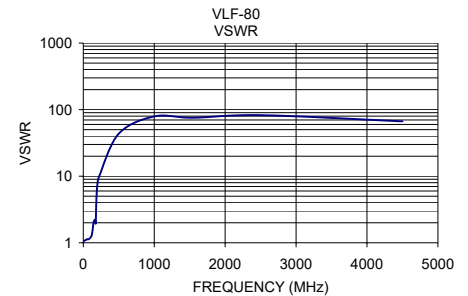
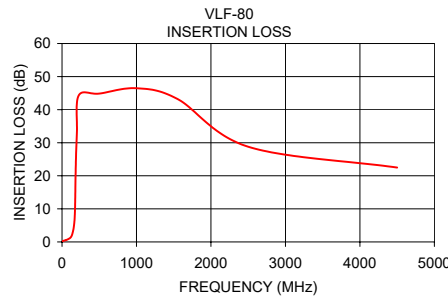


electrical schematic



Typical Performance Data at 25°C

Frequency (MHz)	Insertion Loss (dB)	VSWR (:1)
1	0.22	1.05
50	0.54	1.12
80	0.80	1.14
120	1.48	1.31
145	3.00	2.05
165	5.77	2.21
175	10.24	1.96
185	22.74	4.50
200	33.16	7.66
225	44.32	9.96
500	44.85	43.44
1000	46.49	78.97
1550	43.24	75.53
2500	28.79	82.73
4500	22.48	66.82



Notes

- Performance and quality attributes and conditions not expressly stated in this specification document are intended to be excluded and do not form a part of this specification document.
- Electrical specifications and performance data contained in this specification document are based on Mini-Circuit's applicable established test performance criteria and measurement instructions.
- The parts covered by this specification document are subject to Mini-Circuits standard limited warranty and terms and conditions (collectively, "Standard Terms"); Purchasers of this part are entitled to the rights and benefits contained therein. For a full statement of the Standard Terms and the exclusive rights and remedies thereunder, please visit Mini-Circuits' website at www.minicircuits.com/MCLStore/terms.jsp



www.minicircuits.com P.O. Box 350166, Brooklyn, NY 11235-0003 (718) 934-4500 sales@minicircuits.com

REV. E
M151777
VLF-80+
ED-11690/4
RVN/AD/CP/AM
200522
Page 1 of 1

Mouser Electronics

Authorized Distributor

Click to View Pricing, Inventory, Delivery & Lifecycle Information:

[Mini-Circuits:](#)

[VLF-80+](#)