

DWG. NO. SD-51047-***00

F

D

V

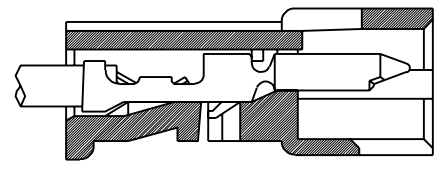
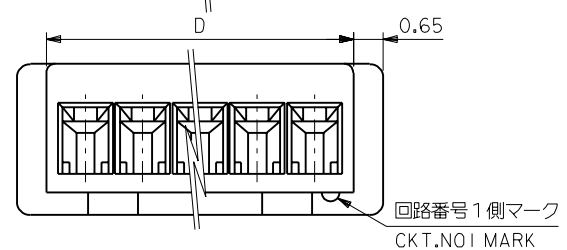
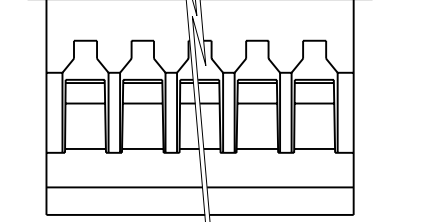
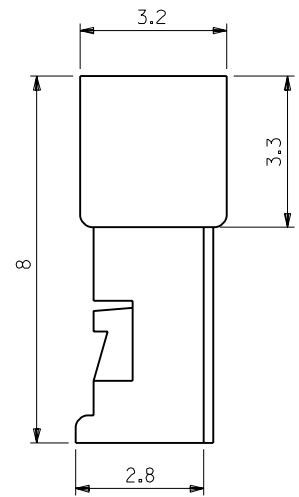
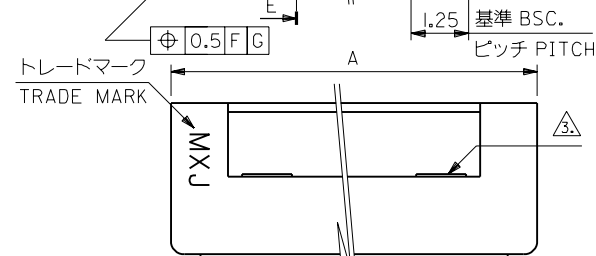
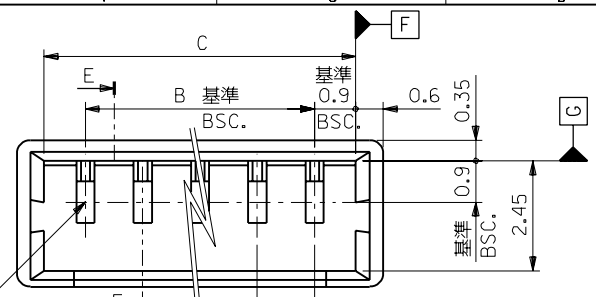
C

B

DO NOT SCALE DRAWING

EC NO. DRWN: CHK: APPR:	EC NO. DRWN: CHK: APPR:	EC NO. DRWN: CHK: APPR:	EC NO. DRWN: CHK: APPR:	REDRAWN EC NO. JC2000-0629 DRWN: K.KOHAMA 000/3/28 CHK: T.YAMAGUCHI 000/3/30 APPR: M.FUKUSHIMA 000/3/30
FINISH 仕上り	DESCRIPTION	WIRE RANGE 適用線径範囲	INS. RANGE 被覆外径	MATERIAL 材料 ポリエステル POLYESTER ,UL94V-0

REV	DESCRIPTION	GENERAL TOLERANCES: (UNLESS SPECIFIED) 一般公差	SCALE 10:1	DESIGN UNITS <input checked="" type="checkbox"/> mm <input type="checkbox"/> INCH	THIRD ANGLE PROJECTION <input type="checkbox"/> mm <input type="checkbox"/> INCH <input checked="" type="checkbox"/> mm ONLY	SHT REV	REVISION CAD ONLY
		10 UNDER 未満	+0.2	DRAWN BY & DATE K.KOHAMA 000/3/28	TITLE: 1.25 W/W CONN. PLG HSG.		
		10 OVER 以上	+0.25	CHECKED BY & DATE T.YAMAGUCHI 007/3/30			
		30 OVER 以上	+0.3	APPROVED BY & DATE M.FUKUSHIMA 000/3/30			
		ANGLE 角度	+3°	CAD FILENAME S51047.S10	MATERIAL NO. 51047-***00	DRAWING NO. SD-51047-***00	SHEET NO. 1
				THIS DRAWING CONTAINS INFORMATION THAT IS PROPRIETARY TO MOLEX INCORPORATED AND SHOULD NOT BE USED WITHOUT WRITTEN PERMISSION.			SIZE B



断面E-E
SECT. E-E

注)
NOTE.

- △ 適合ターミナル: 50125-8*00, 50133-8*00
APPLICABLE TERMINAL: 50125-8*00, 50133-8*00
- 2. 嵌合相手: 51021-***00
MATE WITH: 51021-***00
- △ ロック窓は、2、3極は1ヶ、4極以上は2ヶとする。
LOCKING WINDOW: ONE PLACE FOR 2AND3CKT.
AND TWO PLACES FOR MORE THAN 4CKT.

12.95	14.25	13.05	11.25	51047-1000	10
11.7	13	11.8	10	-0900	9
10.45	11.75	10.55	8.75	-0800	8
9.2	10.5	9.3	7.5	-0700	7
7.95	9.25	8.05	6.25	-0600	6
6.7	8	6.8	5	-0500	5
5.45	6.75	5.55	3.75	-0400	4
4.2	5.5	4.3	2.5	-0300	3
2.95	4.25	3.05	1.25	51047-0200	2
D	A	C	B	ENG.NO.	極数 CKT.