

MICRO SWITCH™ Standard Basic Switches V15 Series



Datasheet

MICRO SWITCH™ V15 Series

Standard Basic Switches

Honeywell's MICRO SWITCH™ V-Basic Standard Switch, V15 Series is an electromechanical switch designed to provide outstanding value in a reliable global package. This switch is often ideal for “low-cost-of-failure” applications, where the cost is minimal to replace or service any failure related to the switch. With a wide variety of operating forces, and amperage ratings, the V15 is designed for numerous types of applications.

Available in both pin plunger and levered styles, the V15 Series also offers a multitude of termination styles to fit almost any application.

What makes our switches better?

- Wide choice of electrical ratings: 0.1 A, 5 A, 10 A, 16 A, 22 A, 26 A
- Certified for global use: UL/cUL, ENEC, CQC
- Available with pin plungers or integral levers to meet multiple application and equipment requirements

Features and Benefits

BROAD RANGE OF ELECTRICAL LOADS

Honeywell's MICRO SWITCH™ V15 Series offers a broad range of electrical loads (**0.1 A, 5 A, 10 A, 16 A, 22 A, 26 A**) while maintaining precision operation and application versatility. V15 Series has a long service life of over **one million mechanical actuations**.

Six load ratings! 13 terminations!

APPLICATION FLEXIBILITY

V15 Series switches perform a variety of functions as well as offering a choice of actuation, termination, and operating characteristics that can allow for flexibility in numerous types of applications.

SAVES TIME

With a broad current capacity, one switch package can control a wide range of electrical loads. As requirements vary for applications, a standardized switch package with multiple choice of actuators may help minimize costs and may streamline the assembly process by allowing for increased flexibility within some applications. Gold contacts are also available for controlling logic level/low energy circuits.

BROAD RANGE OF ELECTRICAL LOADS
RELIABLE • GLOBAL ACCEPTANCE

Potential Applications



VENDING MACHINES!

Serves as a snack dispenser limit switch, a snack selection switch, and/or a drink machine valve motor cam switch

GAMING MACHINE

Often used for slot machine lever position, pinball lever switch, or in determining an arcade joystick lever position

APPLIANCES

Used in water conditioner timer mechanisms, a control panel cover lock out, and signals valve position that softener regeneration is in progress. May also be used to indicate water pressure, float level, and door position in commercial appliances



ICE MAKERS

Indicates ice cube tray position, controls the water inlet valve, and used as a cycle complete switch. May also be used in the ice cube or water dispenser mechanism

FURNACES

May be used in a furnace's pressure switch to prevent overpressure in the combustion chamber or backpressure in the exhaust line from an obstruction



POWER WASHERS

Often used to prevent seal blowout due to overpressure in water pumps

V15 Series

V15S05 PRODUCT NOMENCLATURE

V15	S	05	-	C	1	Z	200	A	06	-	K	A
Switch Type	Temperature Grade	Electrical Rating		Terminal Type	Housing Type	Circuit Code	Operating Force (at pin plunger max)	Lever Position	Lever Type		Mounting Holes	Special Designator
V15 Series Standard Basic Switch	S 85 °C [185 °F] (for "05" and "11" ratings only)	05 0.1 A 48 Vdc/125 Vac/250 Vac 11* 11 A 125 Vac/250 Vac		C Quick connect 6.30 mm x 0.80 mm [0.250 in x 0.032 in] D Quick connect 4.70 mm x 0.80 mm [0.187 in x 0.032 in] E Quick connect 4.70 mm x 0.50 mm [0.187 in x 0.020 in] F Screw terminal w/ pressure plate U Push-in terminal (used only in combination with "S11")	1 Flat 2 Fully flat	Z SPDT P SPST-NO C SPST-NC	015 15 gf; 0.15 N 025 25 gf; 0.25 N 050 50 gf; 0.49 N 100 100 gf; 0.96 N 200 200 gf; 1.96 N	A Far from pin plunger B Near pin plunger	No Lever (blank) 01 Short straight lever 02 Standard straight lever 03 Long straight lever 04 Simulated roller lever 05 Roller lever 06 Long roller lever ** Special		Metric Ø 3.1 mm (blank) K USA Ø 2.9 mm	A special designator letter is used only when there is a special modification to the switch. Review Product Specification to determine the exact differences. Below is an example. A Contact gold-plated

* only available with U terminal type and 200 gf operating force.
** Additional code assigned for specials

V15T10 PRODUCT NOMENCLATURE

V15	T	10	-	C	1	Z	200	A	06	-	K	A
Switch Type	Temperature Grade	Electrical Rating		Terminal Type	Housing Type	Circuit Code	Operating Force (at pin plunger max)	Lever Position	Lever Type		Mounting Holes	Special Designator
V15 Series Standard Basic Switch	T 125 °C [257 °F]	10 0.5 A 125 Vdc/0.25 A 250 Vdc/4 A 125 Vac (lamp load)/10 A 125 Vac/250 Vac		C Quick connect 6.30 mm x 0.80 mm [0.250 in x 0.032 in] D Quick connect 4.70 mm x 0.80 mm [0.187 in x 0.032 in] E Quick connect 4.70 mm x 0.50 mm [0.187 in x 0.020 in] F Screw terminal w/ pressure plate	1 Flat 2 Fully flat	Z SPDT P SPST-NO C SPST-NC	050 50 gf; 0.49 N 100 100 gf; 0.96 N 200 200 gf; 1.96 N	A Far from pin plunger B Near pin plunger	No Lever (blank) 01 Short straight lever 02 Standard straight lever 03 Long straight lever 04 Simulated roller lever 05 Roller lever 06 Long roller lever ** Special		Metric Ø 3.1 mm (blank) K USA Ø 2.9 mm	A special designator letter is used only when there is a special modification to the switch. Review Product Specification to determine the exact differences. Below is an example. A Contact gold-plated

** Additional code assigned for specials

V15H16/T16/T22/H22/T26 PRODUCT NOMENCLATURE

V15	H	16	-	C	1	Z	200	A	06	-	K	A
Switch Type	Temperature Grade	Electrical Rating		Terminal Type	Housing Type	Circuit Code	Operating Force (at pin plunger max)	Lever Position	Lever Type		Mounting Holes	Special Designator
V15 Series Standard Basic Switch	T 125 °C [257 °F] H* 150 °C [302 °F]	10 1 A 30 Vdc/10 A 1/2 HP/125/250 Vac (H-temperature grade only) 16 16 A 125 Vac/250 Vac 22 22 A 125 Vac/250 Vac 26 0.02 A 250 Vac/26 A 250 Vac		C Quick connect 6.30 mm x 0.80 mm [0.250 in x 0.032 in] D Quick connect 4.70 mm x 0.80 mm [0.187 in x 0.032 in] E Quick connect 4.70 mm x 0.50 mm [0.187 in x 0.020 in] F Screw terminal w/ pressure plate H RAST-5 250# connector K Slot hole, solder terminal L Left side, PCB terminal M Short sholder terminal N RAST-7 250# connector P Straight PCB terminal R Right side, PCB terminal S Solder terminal T Screw terminal ** Special terminal	1 Flat 2 Fully flat	Z SPDT P SPST-NO C SPST-NC	100 100 gf; 0.96 N 200 200 gf; 1.96 N 300 300 gf; 2.84 N 400 400 gf; 3.92 N	A Far from pin plunger B Near pin plunger	No Lever (blank) 01 Short straight lever 02 Standard straight lever 03 Long straight lever 04 Simulated roller lever 05 Roller lever 06 Long roller lever ** Special		Metric Ø 3.1 mm (blank) K USA Ø 2.9 mm	A special designator letter is used only when there is a special modification to the switch. Review Product Specification to determine the exact differences. Below is an example. A Contact gold-plated

* "H" temperature grade not allowed with "26" electrical rating
* "100" gf not allowed with "26" electrical rating
** Additional code assigned for specials

MICRO SWITCH™ Standard Basic Switches

Table 1. Specifications

Characteristic	Parameter
Circuitry	SPDT, SPNO, SPNC
Operating force	0,15 N to 3,92 N [15g to 400 g]
Termination	quick connect; 6,35 mm x 0,80 mm [0.250 in x 0.032 in] quick connect 4,80 mm x 0,80 mm [0.187 in x 0.032 in] quick connect 4,80 mm x 0,50 mm [0.187 in x 0.020 in] push-in terminals; RAST-5 250#; RAST-7 250#; short solder; slot-hole solder; solder; right side PCB; left side PCB; straight PCB; screw; oblique screw
Actuators	pin plunger, integral lever options
Agency certification	ENEC, CQC, UL, cUL
Operating temperature (manufacturer specified)	code S: -25 °C to 85 °C [-13 °F to 185 °F] code T: -25 °C to 125 °C [-13 °F to 257 °F] code H: -25 °C to 150 °C [-13 °F to 302 °F]
Mechanical life (cycles)	1 million cycles (except for 200g versions of V15S05 and V15T10 which are 500,000 cycles)
Contact material	silver, gold-plated
Housing material	PBT thermoplastic polyester

Table 2. Electrical Ratings

Rating/Nomenclature Code	UL/cUL (CUL 61058-1, File 12252) Americas	ENEC (IEC 61058-1) Europe CQC (GB15092-1) Asia-Pacific
05	5 GPA 125/250 Vac; 0.1 GPA 125/250 Vac 1/10 HP 125/250 Vac 0.1 RA 48 Vdc 10,000 cycles	0.1 A 125/250 Vac; 0.1 A 48 Vdc 5 (2.5) A 125/250 Vac 50,000 cycles
H10	10 GPA 125/250 Vac 1/2 HP 125/250 Vac 1.0 RA 30 Vdc 100,000 cycles	n/a
T10	11 GPA 125/250 Vac 1/3 HP 125/250 Vac 0.5 RA 125 Vdc 0.25 RA 250 Vdc 10,000 cycles	0.5 A 125 Vdc; 0.25 A 250 Vdc 10 (3) A 125/250 Vac 50,000 cycles
S11	11 (3) 125/250 Vac 50,000 cycles	11 (3) 125/250 Vac 50,000 cycles
16	16 GPA 125/250 Vac 1/2 HP 125/250 Vac 10,000 cycles	16 (4) A 250 Vac 50,000 cycles
22	22 GPA 125/250 Vac 1 HP 125/250 Vac 10,000 cycles	22 (8) A 250 Vac 25,000 cycles
26	n/a	0.02 A 250 Vac 26 (10) A 250 Vac 50,000 cycles

- RA = Resistive Amps (Resistive Load)
- GPA = General Purpose Amps (Inductive Load, 75 % to 80 % power factor)
- VL = Lamp Load

- XX (Y) = XX max. resistive value (Amps) and (Y) max. inductive value (Amps)

V15 Series

PRODUCT SPECIFICATIONS AND LISTINGS

Contact your Honeywell rep or distributor for additional listings

- O.F. • Operating force
- R.F. • Release force
- P.T. • Pretravel
- O.T. • Overtravel
- D.T. • Differential travel
- O.P. • Operating position

	Catalog Listing	Elec. Rating UL/CUL (NEC)	Electrical Rating (see page 5)	Temperature Rating	Circuitry	O.F. @ pin plunger g [oz]	R.F. g [oz]	O.P. nominal mm [in]	P.T. max. mm [in]	O.T. min. mm [in]	D.T. max. mm [in]	Mounting holes
	V15S05-CP100	5 A (5 A)	05	85 °C	SPNO	100 [3.53]	25 [0.88]	14,7 [0.58]	1,6 [0.06]	0,4 [0.02]	0,8 [0.03]	Metric
	V15S05-CZ015	5 A (5 A)	05	85 °C	SPDT	15 [0.53]	3 [0.11]	14,7 [0.58]	1,6 [0.06]	0,4 [0.02]	0,8 [0.03]	Metric
	V15S05-CZ100	5 A (5 A)	05	85 °C	SPDT	100 [3.53]	25 [0.88]	14,7 [0.58]	1,6 [0.06]	0,4 [0.02]	0,8 [0.03]	Metric
	V15S05-EZ100-K	5 A (5 A)	05	85 °C	SPDT	100 [3.53]	25 [0.88]	14,7 [0.58]	1,6 [0.06]	0,4 [0.02]	0,8 [0.03]	USA
	V15H10-CP100	10 A (--)	H10	150 °C	SPNO	100 [3.53]	25 [0.88]	14,7 [0.58]	1,6 [0.06]	0,4 [0.02]	0,8 [0.03]	Metric
	V15H10-CZ100	10 A (--)	H10	150 °C	SPDT	100 [3.53]	25 [0.88]	14,7 [0.58]	1,6 [0.06]	0,4 [0.02]	0,8 [0.03]	Metric
	V15H10-EZ100	10 A (--)	H10	150 °C	SPDT	100 [3.53]	25 [0.88]	14,7 [0.58]	1,6 [0.06]	0,4 [0.02]	0,8 [0.03]	Metric
	V15T10-CZ100	11 A (10 A)	T10	125 °C	SPDT	100 [3.53]	25 [0.88]	14,7 [0.58]	1,6 [0.06]	0,4 [0.02]	0,8 [0.03]	Metric
	V15T16-CP100	16 A (16 A)	16	125 °C	SPNO	100 [3.53]	25 [0.88]	14,7 [0.58]	1,6 [0.06]	0,4 [0.02]	0,8 [0.03]	Metric
	V15T16-CZ100-K	16 A (16 A)	16	125 °C	SPDT	100 [3.53]	25 [0.88]	14,7 [0.58]	1,6 [0.06]	0,4 [0.02]	0,8 [0.03]	USA
	V15T16-EZ100-K	16 A (16 A)	16	125 °C	SPDT	100 [3.53]	25 [0.88]	14,7 [0.58]	1,6 [0.06]	0,4 [0.02]	0,8 [0.03]	USA
	V15H16-CZ100	16 A (16 A)	16	150 °C	SPDT	100 [3.53]	25 [0.88]	14,7 [0.58]	1,6 [0.06]	0,4 [0.02]	0,8 [0.03]	Metric
	V15H16-EZ100	16 A (16 A)	16	150 °C	SPDT	100 [3.53]	25 [0.88]	14,7 [0.58]	1,6 [0.06]	0,4 [0.02]	0,8 [0.03]	Metric
	V15T22-CP100-K	22 A (22 A)	22	125 °C	SPNO	100 [3.53]	25 [0.88]	14,7 [0.58]	1,6 [0.06]	0,4 [0.02]	0,8 [0.03]	USA
	V15T22-CZ100-K	22 A (22 A)	22	125 °C	SPDT	100 [3.53]	25 [0.88]	14,7 [0.58]	1,6 [0.06]	0,4 [0.02]	0,8 [0.03]	USA
	V15H22-CP100	22 A (22 A)	22	150 °C	SPNO	100 [3.53]	25 [0.88]	14,7 [0.58]	1,6 [0.06]	0,4 [0.02]	0,8 [0.03]	Metric
	V15H22-CZ100	22 A (22 A)	22	150 °C	SPDT	100 [3.53]	25 [0.88]	14,7 [0.58]	1,6 [0.06]	0,4 [0.02]	0,8 [0.03]	Metric
	V15T26-CP200-K	--- (26 A)	26	125 °C	SPNO	200 [7.05]	50 [1.76]	14,7 [0.58]	1,6 [0.06]	0,4 [0.02]	0,8 [0.03]	USA
	V15T26-CZ200	--- (26 A)	26	125 °C	SPDT	200 [7.05]	50 [1.76]	14,7 [0.58]	1,6 [0.06]	0,4 [0.02]	0,8 [0.03]	Metric





Pin Plunger

MICRO SWITCH™ Standard Basic Switches

PRODUCT SPECIFICATIONS AND LISTINGS

Contact your Honeywell rep or distributor for additional listings

- O.F. • Operating force
- R.F. • Release force
- P.T. • Pretravel
- O.T. • Overtravel
- D.T. • Differential travel
- O.P. • Operating position



	Catalog Listing	Elec. Rating UL/CUL (NEC)	Electrical Rating (see page 5)	Temperature Rating	Circuitry	O.F. @ pin plunger g [oz]	R. F. g [oz]	O.P. nominal mm [in]	P.T. max. mm [in]	O.T. min. mm [in]	D.T. max. mm [in]	Mounting holes
 <p>Short Straight Lever</p>	V15H10-EZ200B01	10 A (---)	H10	150 °C	SPDT	200 [7.05]	20 [0.71]	15,3 [0.60]	2,4 [0.09]	0,4 [0.02]	1,2 [0.05]	Metric
	V15T10-CZ100A01	11 A (10 A)	T10	125 °C	SPDT	100 [3.53]	25 [0.88]	15,3 [0.60]	1,6 [0.06]	0,4 [0.02]	0,8 [0.03]	Metric
	V15H16-EZ100A01	16 A (16 A)	16	150 °C	SPDT	100 [3.53]	25 [0.88]	15,3 [0.60]	1,6 [0.06]	0,4 [0.02]	0,8 [0.03]	Metric
	V15H16-EZ400A01	16 A (16 A)	16	150 °C	SPDT	400 [14.11]	100 [3.53]	15,3 [0.60]	1,6 [0.06]	0,4 [0.02]	0,8 [0.03]	Metric
	V15T16-CC100A01	16 A (16 A)	16	125 °C	SPNC	100 [3.53]	25 [0.88]	15,3 [0.60]	1,6 [0.06]	0,4 [0.02]	0,8 [0.03]	Metric
	V15T16-CP300A01	16 A (16 A)	16	125 °C	SPNO	300 [10.58]	75 [2.65]	15,3 [0.60]	1,6 [0.06]	0,4 [0.02]	0,8 [0.03]	Metric
	V15T16-E1Z100A01-K	16 A (16 A)	16	125 °C	SPDT	100 [3.53]	25 [0.88]	15,3 [0.60]	1,6 [0.06]	0,4 [0.02]	0,8 [0.03]	USA
	V15T16-EP200A01	16 A (16 A)	16	125 °C	SPNO	200 [7.05]	50 [1.76]	15,3 [0.60]	1,6 [0.06]	0,4 [0.02]	0,8 [0.03]	Metric
	V15T16-EZ200A01-K	16 A (16 A)	16	125 °C	SPDT	200 [7.05]	50 [1.76]	15,3 [0.60]	1,6 [0.06]	0,4 [0.02]	0,8 [0.03]	USA
 <p>Standard Straight Lever</p>	V15S05-CZ025B02	5 A (5 A)	05	85 °C	SPDT	25 [0.88]	2 [0.07]	15,3 [0.60]	6,0 [0.24]	2,2 [0.086]	1,65 [0.064]	Metric
	V15S05-EZ025A02	5 A (5 A)	05	85 °C	SPDT	25 [0.88]	2 [0.07]	15,3 [0.60]	3,2 [0.126]	1,3 [0.051]	1,2 [0.047]	Metric
	V15H10-CC200A02	10 A (---)	H10	150 °C	SPNC	200 [7.05]	20 [0.71]	15,3 [0.60]	3,2 [0.126]	1,3 [0.051]	1,2 [0.047]	Metric
	V15T10-CZ050A02	11 A (10 A)	T10	125 °C	SPDT	60 [2.12]	5 [0.18]	15,3 [0.60]	3,2 [0.126]	1,3 [0.051]	1,2 [0.047]	Metric
	V15H16-CP100A02	16 A (16 A)	16	150 °C	SPNO	100 [3.53]	10 [0.35]	15,3 [0.60]	3,2 [0.126]	1,3 [0.051]	1,2 [0.047]	Metric
	V15H16-CZ100A02	16 A (16 A)	16	150 °C	SPDT	100 [3.53]	10 [0.35]	15,3 [0.60]	3,2 [0.126]	1,3 [0.051]	1,2 [0.047]	Metric
	V15H16-CZ200A02	16 A (16 A)	16	150 °C	SPDT	200 [7.05]	20 [0.71]	15,3 [0.60]	3,2 [0.126]	1,3 [0.051]	1,2 [0.047]	Metric
	V15H16-EP400A02-K	16 A (16 A)	16	150 °C	SPNO	400 [14.11]	40 [1.41]	15,3 [0.60]	3,2 [0.126]	1,3 [0.051]	1,2 [0.047]	USA
	V15H16-EZ200B02	16 A (16 A)	16	150 °C	SPDT	200 [7.05]	15 [0.53]	15,3 [0.60]	3,2 [0.126]	1,3 [0.051]	1,2 [0.047]	Metric
	V15T16-CP300A02	16 A (16 A)	16	125 °C	SPNO	300 [10.58]	30 [1.06]	15,3 [0.60]	3,2 [0.126]	1,3 [0.051]	1,2 [0.047]	Metric
	V15T16-CZ100A02	16 A (16 A)	16	125 °C	SPDT	100 [3.53]	10 [0.35]	15,3 [0.60]	3,2 [0.126]	1,3 [0.051]	1,2 [0.047]	Metric
	V15T16-DZ100A02	16 A (16 A)	16	125 °C	SPDT	100 [3.53]	10 [0.35]	15,3 [0.60]	3,2 [0.126]	1,3 [0.051]	1,2 [0.047]	Metric
	V15T16-MZ200A02	16 A (16 A)	16	125 °C	SPDT	200 [7.05]	20 [0.71]	15,3 [0.60]	3,2 [0.126]	1,3 [0.051]	1,2 [0.047]	Metric
	V15T22-CZ300A02	22 A (22 A)	22	125 °C	SPDT	300 [10.58]	30 [1.06]	15,3 [0.60]	3,2 [0.126]	1,3 [0.051]	1,2 [0.047]	Metric
	V15H22-CP100A02	22 A (22 A)	22	150 °C	SPNO	100 [3.53]	10 [0.35]	15,3 [0.60]	3,2 [0.126]	1,3 [0.051]	1,2 [0.047]	Metric
	V15H22-CZ100A02	22 A (22 A)	22	150 °C	SPDT	100 [3.53]	10 [0.35]	15,3 [0.60]	3,2 [0.126]	1,3 [0.051]	1,2 [0.047]	Metric
	V15T22-KC200A02	22 A (22 A)	22	125 °C	SPNC	200 [7.05]	20 [0.71]	15,3 [0.60]	3,2 [0.126]	1,3 [0.051]	1,2 [0.047]	Metric

V15 Series

- O.F. • Operating force
- R.F. • Release force
- P.T. • Pretravel
- O.T. • Overtravel
- D.T. • Differential travel
- O.P. • Operating position

PRODUCT SPECIFICATIONS AND LISTINGS

Contact your Honeywell rep or distributor for additional listings


	Catalog Listing	Elec. Rating UL/GUL (ENEC)	Electrical Rating (see page 5)	Temperature Rating	Circuitry	O.F. @ pin plunger g [oz]	R. F. g [oz]	O.P. nominal mm [in]	P.T. max. mm [in]	O.T. min. mm [in]	D.T. max. mm [in]	Mounting holes
	V15H10-FP200A03	10 A (---)	H10	150 °C	SPNO	200 [7.05]	10 [0.35]	15,3 [0.60]	6,4 [0.25]	2,4 [0.09]	2,6 [0.10]	Metric
	V15T10-CZ200A03	11 A (10 A)	T10	125 °C	SPDT	25 [0.88]	10 [0.35]	15,3 [0.60]	6,4 [0.25]	2,4 [0.09]	2,6 [0.10]	Metric
	V15H16-CZ100A03-K	16 A (16 A)	16	150 °C	SPDT	100 [3.53]	5 [0.18]	15,3 [0.60]	6,4 [0.25]	2,4 [0.09]	2,6 [0.10]	USA
	V15H16-CZ300A03-K	16 A (16 A)	16	150 °C	SPDT	300 [10.58]	15 [0.53]	15,3 [0.60]	6,4 [0.25]	2,4 [0.09]	2,6 [0.10]	USA
	V15T16-CZ100A03	16 A (16 A)	16	125 °C	SPDT	100 [3.53]	5 [0.18]	15,3 [0.60]	6,4 [0.25]	2,4 [0.09]	2,6 [0.10]	Metric
	V15T16-DZ100A03	16 A (16 A)	16	125 °C	SPDT	100 [3.53]	5 [0.18]	15,3 [0.60]	6,4 [0.25]	2,4 [0.09]	2,6 [0.10]	Metric
	V15T16-EZ200A03-K	16 A (16 A)	16	125 °C	SPDT	200 [7.05]	10 [0.35]	15,3 [0.60]	6,4 [0.25]	2,4 [0.09]	2,6 [0.10]	USA
	V15H22-CP200B03	22 A (22 A)	22	150 °C	SPNO	200 [7.05]	8 [0.28]	15,3 [0.60]	12 [0.47]	3,5 [0.14]	5,3 [0.21]	Metric
	V15H22-CZ300A03-K	22 A (22 A)	22	150 °C	SPDT	300 [10.58]	15 [0.53]	15,3 [0.60]	6,4 [0.25]	2,4 [0.09]	2,6 [0.10]	USA
	V15T22-CZ100A03	22 A (22 A)	22	125 °C	SPDT	100 [3.53]	5 [0.18]	15,3 [0.60]	6,4 [0.25]	2,4 [0.09]	2,6 [0.10]	Metric
	V15T26-CZ200A03	--- (26 A)	26	125 °C	SPDT	200 [7.05]	10 [0.35]	15,3 [0.60]	6,4 [0.25]	2,4 [0.09]	2,6 [0.10]	Metric
	V15H16-CZ200B04	16A (16A)	16	150 °C	SPDT	200 [7.05]	15 [0.53]	18,5 [0.73]	5,6 [0.22]	1,6 [0.06]	2,5 [0.10]	Metric
	V15H16-CZ300A04	16A (16A)	16	150 °C	SPDT	300 [10.58]	30 [1.06]	18,5 [0.73]	3,2 [0.13]	1,2 [0.05]	1,3 [0.05]	Metric
	V15T16-CZ100A04	16A (16A)	16	125 °C	SPDT	100 [3.53]	10 [0.35]	18,5 [0.73]	3,2 [0.13]	1,2 [0.05]	1,3 [0.05]	Metric
	V15T16-DZ100A04	16A (16A)	16	125 °C	SPDT	100 [3.53]	10 [0.35]	18,5 [0.73]	3,2 [0.13]	1,2 [0.05]	1,3 [0.05]	Metric
	V15T16-EZ200A04-K	16A (16A)	16	125 °C	SPDT	200 [7.05]	20 [0.71]	18,5 [0.73]	3,2 [0.13]	1,2 [0.05]	1,3 [0.05]	USA
	V15H22-CZ200B04-K	22 A (22 A)	22	150 °C	SPDT	200 [7.05]	20 [0.71]	18,5 [0.73]	3,2 [0.13]	1,2 [0.05]	1,3 [0.05]	USA
	V15T22-CP200A04	22 A (22 A)	22	125 °C	SPNO	200 [7.05]	20 [0.71]	18,5 [0.73]	3,2 [0.13]	1,2 [0.05]	1,3 [0.05]	Metric
	V15T22-CZ300A04	22 A (22 A)	22	125 °C	SPDT	300 [10.58]	30 [1.06]	18,5 [0.73]	3,2 [0.13]	1,2 [0.05]	1,3 [0.05]	Metric
	V15T22-DC200A04	22 A (22 A)	22	125 °C	SPNC	200 [7.05]	20 [0.71]	18,5 [0.73]	3,2 [0.13]	1,2 [0.05]	1,3 [0.05]	Metric
	V15T22-TP200A04	22 A (22 A)	22	125 °C	SPNO	200 [7.05]	20 [0.71]	18,5 [0.73]	3,2 [0.13]	1,2 [0.05]	1,3 [0.05]	Metric
	V15T26-CZ300A04	--- (26 A)	26	125 °C	SPDT	300 [10.58]	30 [1.06]	18,5 [0.73]	3,2 [0.13]	1,2 [0.05]	1,3 [0.05]	Metric

MICRO SWITCH™ Standard Basic Switches

PRODUCT SPECIFICATIONS AND LISTINGS

Contact your Honeywell rep or distributor for additional listings

- O.F. • Operating force
- R.F. • Release force
- P.T. • Pretravel
- O.T. • Overtravel
- D.T. • Differential travel
- O.P. • Operating position


	Catalog Listing	Elec. Rating UL/cUL (ENEC)	Electrical Rating (see page 5)	Temperature Rating	Circuitry	O.F. @ pin plunger g [oz]	R. F. g [oz]	O.P. nominal mm [in]	P.T. max. mm [in]	O.T. min. mm [in]	D.T. max. mm [in]	Mounting holes
 <p>Short Roller Lever</p>	V15S05-EZ050A05	5 A (5 A)	05	85 °C	SPDT	15 [0.53]	10 [0.35]	20,6 [0.81]	1,6 [0.06]	0,4 [0.02]	0,8 [0.03]	Metric
	V15S05-EZ100A05	5 A (5 A)	05	85 °C	SPDT	15 [0.53]	20 [0.71]	20,6 [0.81]	1,6 [0.06]	0,4 [0.02]	0,8 [0.03]	Metric
	V15T10-EZ200A05	11 A (10 A)	T10	125 °C	SPDT	200 [7.05]	40 [1.41]	20,6 [0.81]	1,6 [0.06]	0,4 [0.02]	0,8 [0.03]	Metric
	V15H16-CZ100A05	16 A (16 A)	16	150 °C	SPDT	100 [3.53]	20 [0.71]	20,6 [0.81]	1,6 [0.06]	0,4 [0.02]	0,8 [0.03]	Metric
	V15H16-EP100A05	16 A (16 A)	16	150 °C	SPNO	100 [3.53]	20 [0.71]	20,6 [0.81]	1,6 [0.06]	0,4 [0.02]	0,8 [0.03]	Metric
	V15H16-EZ200A05	16 A (16 A)	16	150 °C	SPDT	200 [7.05]	40 [1.41]	20,6 [0.81]	1,6 [0.06]	0,4 [0.02]	0,8 [0.03]	Metric
	V15T16-CC100A05	16 A (16 A)	16	125 °C	SPNC	100 [3.53]	20 [0.71]	20,6 [0.81]	1,6 [0.06]	0,4 [0.02]	0,8 [0.03]	Metric
	V15T16-CZ100A05	16 A (16 A)	16	125 °C	SPDT	100 [3.53]	20 [0.71]	20,6 [0.81]	1,6 [0.06]	0,4 [0.02]	0,8 [0.03]	Metric
	V15T16-DZ100A05	16 A (16 A)	16	125 °C	SPDT	100 [3.53]	20 [0.71]	20,6 [0.81]	1,6 [0.06]	0,4 [0.02]	0,8 [0.03]	Metric
	V15T16-EZ200A05	16 A (16 A)	16	125 °C	SPDT	200 [7.05]	40 [1.41]	20,6 [0.81]	1,6 [0.06]	0,4 [0.02]	0,8 [0.03]	Metric
	V15T16-EP200A05	16 A (16 A)	16	125 °C	SPNO	200 [7.05]	40 [1.41]	20,6 [0.81]	1,6 [0.06]	0,4 [0.02]	0,8 [0.03]	Metric
	V15T16-EZ100A05	16 A (16 A)	16	125 °C	SPDT	100 [3.53]	20 [0.71]	20,6 [0.81]	1,6 [0.06]	0,4 [0.02]	0,8 [0.03]	Metric
	V15T16-MZ200A05	16 A (16 A)	16	125 °C	SPDT	200 [7.05]	40 [1.41]	20,6 [0.81]	1,6 [0.06]	0,4 [0.02]	0,8 [0.03]	Metric
	V15H22-CZ100A05	22 A (22 A)	22	150 °C	SPDT	100 [3.53]	20 [0.71]	20,6 [0.81]	1,6 [0.06]	0,4 [0.02]	0,8 [0.03]	Metric
	V15T22-CZ200A05	22 A (22 A)	22	125 °C	SPDT	200 [7.05]	40 [1.41]	20,6 [0.81]	1,6 [0.06]	0,4 [0.02]	0,8 [0.03]	Metric

V15 Series

PRODUCT SPECIFICATIONS AND LISTINGS

Contact your Honeywell rep or distributor for additional listings

- O.F. • Operating force
- R.F. • Release force
- P.T. • Pretravel
- O.T. • Overtravel
- D.T. • Differential travel
- O.P. • Operating position

	Catalog Listing	Elec. Rating UL/cUL (ENEC)	Electrical Rating (see page 5)	Temperature Rating	Circuitry	O.F. @ pin plunger g [oz]	R. F. g [oz]	O.P. nominal mm [in]	P.T. max. mm [in]	O.T. min. mm [in]	D.T. max. mm [in]	Mounting holes
 <p>Roller Lever</p>	V15S05-CP200A06	5 A (5 A)	05	85 °C	SPNO	200 [7.05]	20 [0.71]	20,6 [0.81]	3,2 [0.13]	1,2 [0.05]	1,3 [0.05]	Metric
	V15S05-EZ050A06	5 A (5 A)	05	85 °C	SPDT	0,59 [60]	5 [0.18]	20,6 [0.81]	3,2 [0.13]	1,2 [0.05]	1,3 [0.05]	Metric
	V15T10-EZ200A06	11 A (10 A)	T10	125 °C	SPDT	200 [7.05]	20 [0.71]	20,6 [0.81]	3,2 [0.13]	1,2 [0.05]	1,3 [0.05]	Metric
	V15H16-CZ100A06-K	16 A (16 A)	16	150 °C	SPDT	100 [3.53]	10 [0.35]	20,6 [0.81]	3,2 [0.13]	1,2 [0.05]	1,3 [0.05]	USA
	V15H16-EP200B06	16 A (16 A)	16	150 °C	SPNO	200 [7.05]	10 [0.35]	20,6 [0.81]	6,0 [0.24]	1,6 [0.06]	2,2 [0.09]	Metric
	V15T16-CP200A06	16 A (16 A)	16	125 °C	SPNO	200 [7.05]	20 [0.71]	20,6 [0.81]	3,2 [0.13]	1,2 [0.05]	1,3 [0.05]	Metric
	V15T16-CZ100A06	16 A (16 A)	16	125 °C	SPDT	100 [3.53]	10 [0.35]	20,6 [0.81]	3,2 [0.13]	1,2 [0.05]	1,3 [0.05]	Metric
	V15T16-DZ100A06	16 A (16 A)	16	125 °C	SPDT	100 [3.53]	10 [0.35]	20,6 [0.81]	3,2 [0.13]	1,2 [0.05]	1,3 [0.05]	Metric
	V15T16-EZ100A06	16 A (16 A)	16	125 °C	SPDT	100 [3.53]	10 [0.35]	20,6 [0.81]	3,2 [0.13]	1,2 [0.05]	1,3 [0.05]	Metric
	V15T16-MZ200A06	16 A (16 A)	16	125 °C	SPDT	200 [7.05]	20 [0.71]	20,6 [0.81]	3,2 [0.13]	1,2 [0.05]	1,3 [0.05]	Metric
	V15H22-CZ100A06	22 A (22 A)	22	150 °C	SPDT	100 [3.53]	10 [0.35]	20,6 [0.81]	6,0 [0.24]	1,6 [0.06]	2,2 [0.09]	Metric
	V15T22-CZ200A06	22 A (22 A)	22	125 °C	SPDT	200 [7.05]	20 [0.71]	20,6 [0.81]	3,2 [0.13]	1,2 [0.05]	1,3 [0.05]	Metric

MICRO SWITCH™ Standard Basic Switches

MOUNTING DIMENSIONS

Figure 1. V15 Series Standard Switch Dimensions

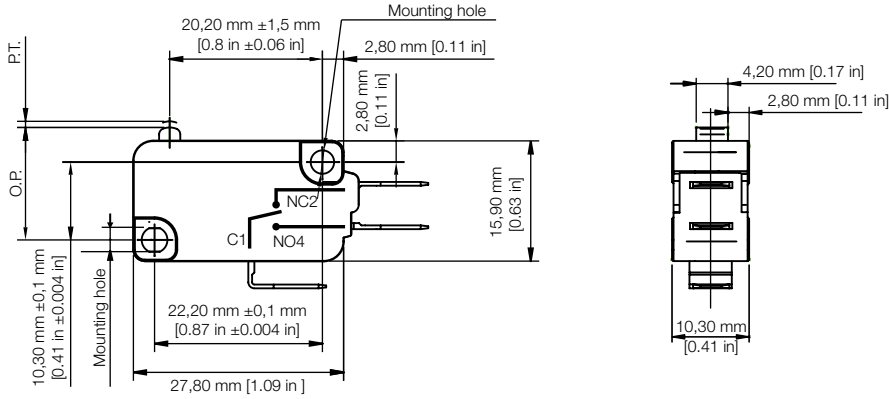


Figure 2. V15 Series Metric Mounting Hole Dimensions for Ø 3 mm pins or screws

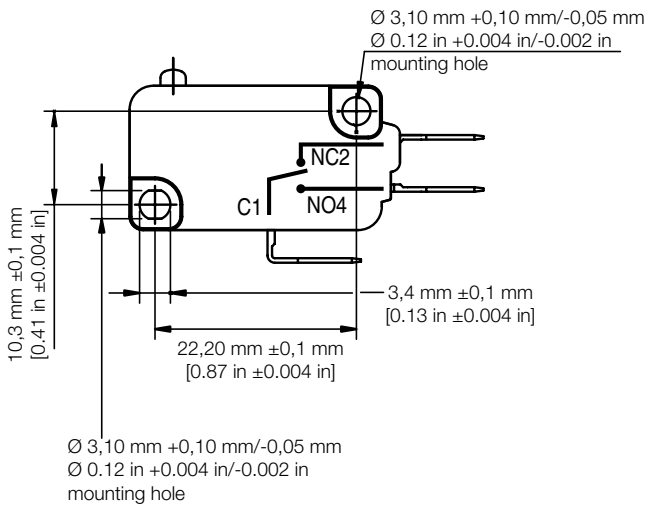


Figure 3. V15 Series USA Mounting Hole Dimensions for #4 screws

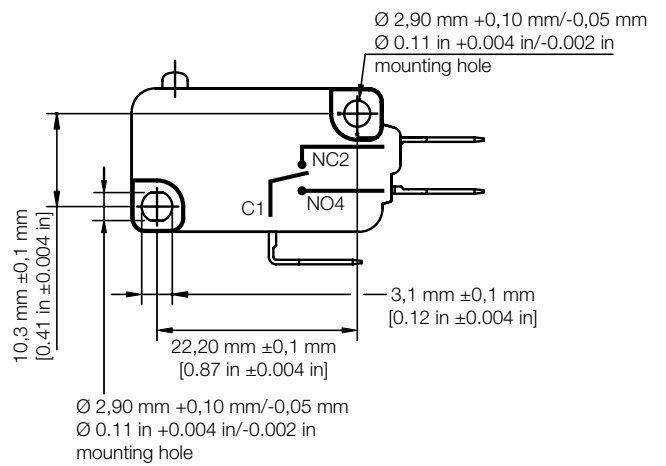


Figure 4. V15 Series Housing Dimensions

Basic Housing Type	Flat Housing Type	Fully Flat Housing Type
<p>1,9 mm [0,075 in]</p>	<p>1,0 mm [0,039 in]</p>	

V15 Series

CONNECTION DIMENSIONS

Figure 5. V15 Series C-style Quick Connect • 6,35 mm wide x 0,8 mm thick
[0.25 in wide x 0.031 in thick]

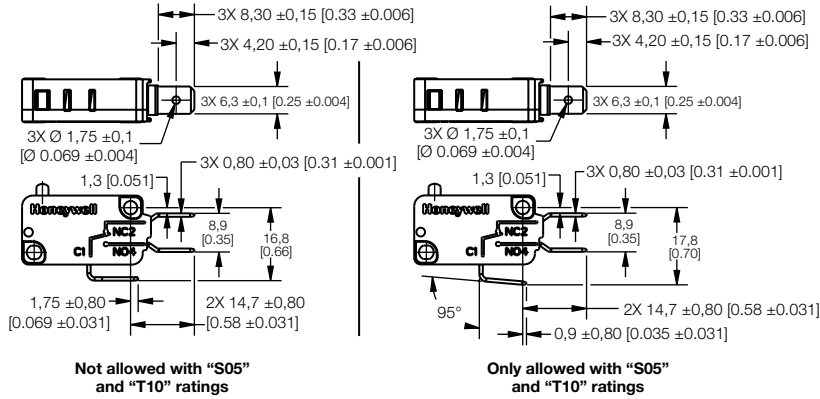


Figure 6. V15 Series H-style RAST-5 250# Connector

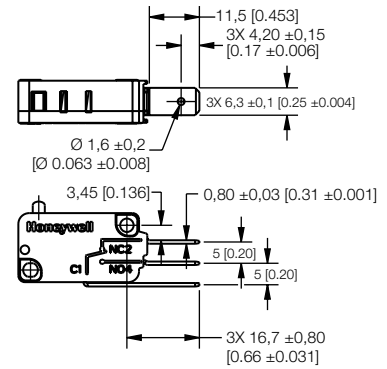


Figure 7. V15 Series D-style Quick Connect • 4,80 mm wide x 0,8 mm thick
[0.189 in wide x 0.031 in thick]

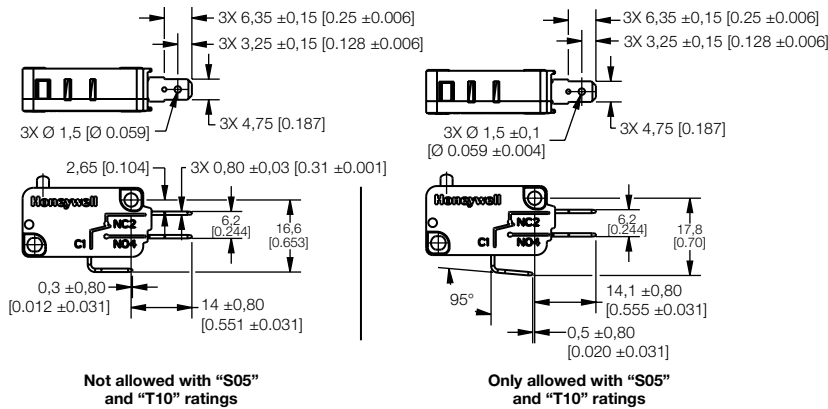


Figure 8. V15 Series N-style RAST-7 250# Connector

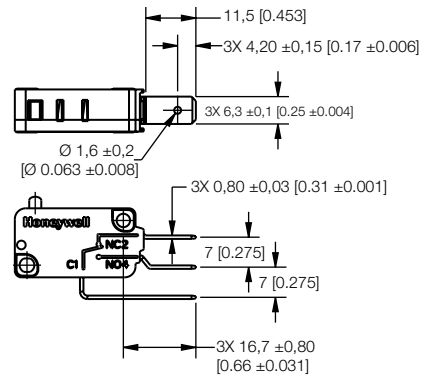


Figure 9. V15 Series E-style Quick Connect • 4,80 mm wide x 0,5 mm thick
[0.189 in wide x 0.020 in thick]

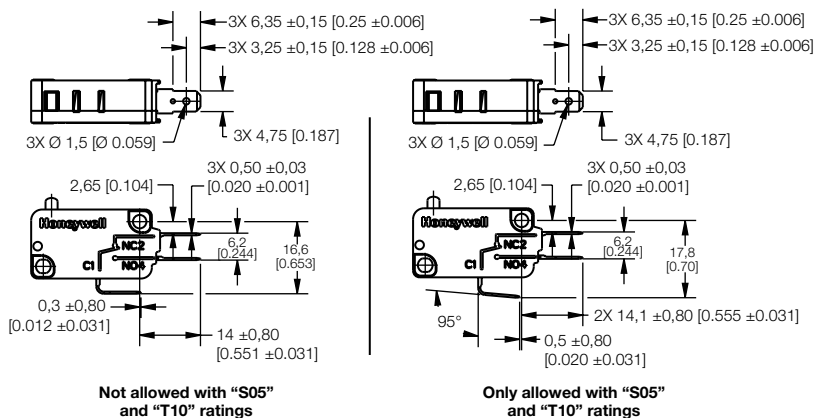
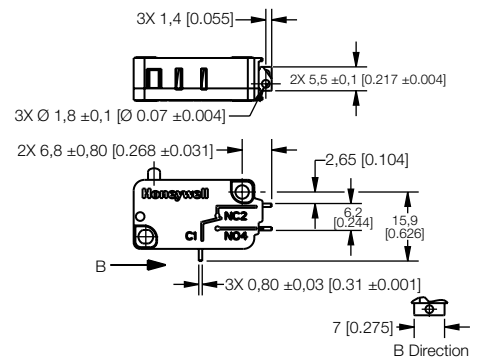


Figure 10. V15 Series M-style Short Solder Terminal



MICRO SWITCH™ Standard Basic Switches

CONNECTION DIMENSIONS

<p>Figure 11. V15 Series K-style Slot-Hole Solder Terminal</p>	<p>Figure 12. V15 Series S-style Solder Terminal</p>	<p>Figure 13. V15 Series T-style Screw Terminal</p>
<p>Figure 14. V15 Series L-style Left-Side PCB Terminal</p>	<p>Figure 15. V15 Series P-style Straight PCB Terminal</p>	<p>Figure 16. V15 Series R-style Right-Side PCB Terminal</p>
<p>Figure 17. V15 Series F-style Screw Terminal with Pressure Plate</p>	<p>Figure 18. V15 Series U-Style Push-In Terminal (only allowed with V15S11)</p>	

V15 Series

STANDARD LEVER OPTIONS • DIMENSIONS

Figure 19. V15 Series A01/Straight Short Lever

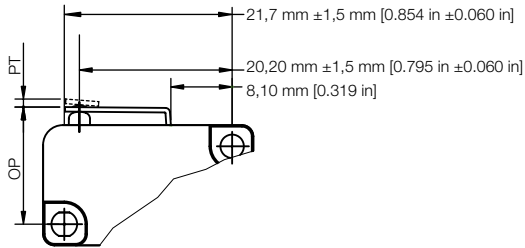


Figure 20. V15 Series A02/Standard Straight Lever

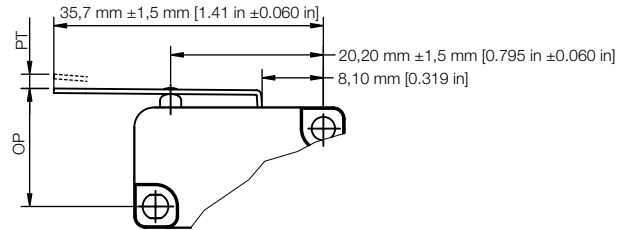


Figure 21. V15 Series A03/Long Straight Lever

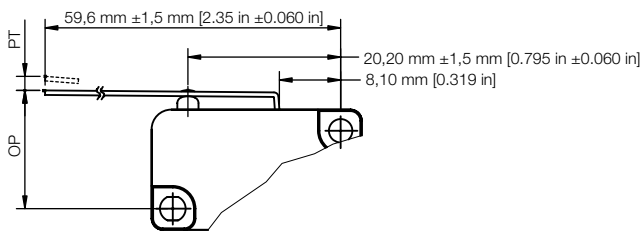


Figure 22. V15 Series A04/Simulated Roller Lever

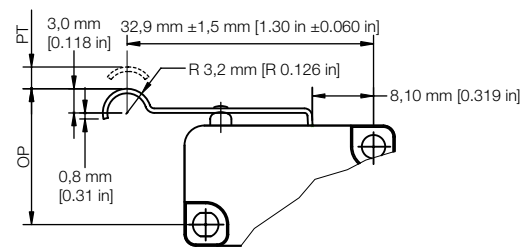


Figure 23. V15 Series A05/Short Roller Lever

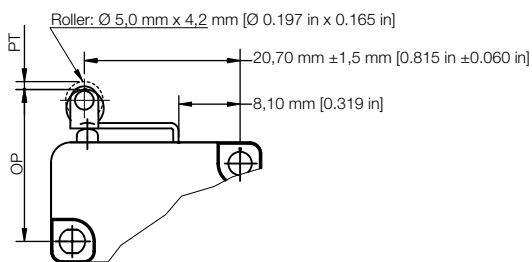
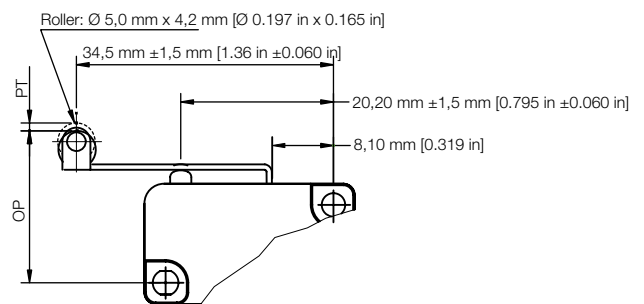
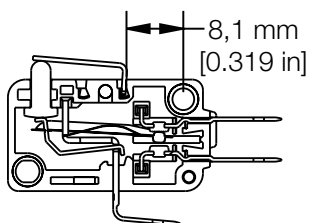


Figure 24. V15 Series A06/Roller Lever

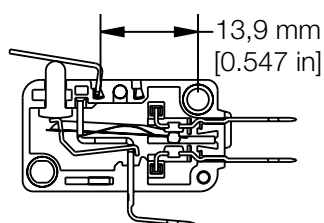


NOTE: These dimensions apply for the "A" lever position. For the "B" lever position, please add 5,7 mm [0.224 in].

Position A



Position B



MICRO SWITCH™ Standard Basic Switches

This Honeywell datasheet supports the following MICRO SWITCH™ V15 Series Basic Switch Listings

V15H10-CC200A02	V15H16-EP200B06	V15S05-CZ015A06	V15T16-CP100-K	V15T16-EC200	V15T22-CP100-K
V15H10-CP100	V15H16-EP200B06-K	V15S05-CZ025	V15T16-CP200	V15T16-EC200A02	V15T22-CP200
V15H10-CP200	V15H16-EP400	V15S05-CZ025A06	V15T16-CP200A06	V15T16-EC400-K	V15T22-CP200A04
V15H10-CZ100	V15H16-EP400A02-K	V15S05-CZ025B02	V15T16-CP200-K	V15T16-EP100-K	V15T22-CP200-K
V15H10-CZ200	V15H16-EP400A03	V15S05-CZ025B06	V15T16-CP300	V15T16-EP200	V15T22-CP300
V15H10-E1Z200B01-K	V15H16-EP400A03-K	V15S05-CZ050-K	V15T16-CP300A01	V15T16-EP200A01	V15T22-CP300A04
V15H10-EP100	V15H16-EP400-K	V15S05-CZ100	V15T16-CP300A02	V15T16-EP200A05	V15T22-CP400
V15H10-EP200	V15H16-EZ100	V15S05-CZ100-K	V15T16-CP400	V15T16-EP200-K	V15T22-CP400-01
V15H10-EZ100	V15H16-EZ100A01	V15S05-CZ50A06	V15T16-CZ100	V15T16-EZ100	V15T22-CZ100
V15H10-EZ200	V15H16-EZ100A01-K	V15S05-E1Z015	V15T16-CZ100A01	V15T16-EZ100A02	V15T22-CZ100A01
V15H10-EZ200B01	V15H16-EZ200	V15S05-EP025-A	V15T16-CZ100A02	V15T16-EZ100A03	V15T22-CZ100A02
V15H10-FP200A03	V15H16-EZ200A05	V15S05-EP050-K	V15T16-CZ100A02-K	V15T16-EZ100A05	V15T22-CZ100A03
V15H16-C1Z100	V15H16-EZ200B02	V15S05-EP100-K	V15T16-CZ100A03	V15T16-EZ100A06	V15T22-CZ100-K
V15H16-CP100	V15H16-EZ200B02-K	V15S05-EZ015	V15T16-CZ100A03-K	V15T16-EZ100-K	V15T22-CZ200
V15H16-CP100A02	V15H16-EZ400	V15S05-EZ015-K05	V15T16-CZ100A04	V15T16-EZ200	V15T22-CZ200A05
V15H16-CP100A02-K	V15H16-EZ400A01	V15S05-EZ025	V15T16-CZ100A05	V15T16-EZ200A01	V15T22-CZ200A06
V15H16-CP200	V15H16-EZ400A01-K	V15S05-EZ025A02	V15T16-CZ100A05-A	V15T16-EZ200A01-K	V15T22-CZ200-K
V15H16-CP200B03	V15H16-EZ400-K	V15S05-EZ025-K	V15T16-CZ100A05-K	V15T16-EZ200A02	V15T22-CZ300
V15H16-CP200B03-K	V15H22-CC100-K	V15S05-EZ050A05	V15T16-CZ100A06	V15T16-EZ200A02-K	V15T22-CZ300A02
V15H16-CP400	V15H22-CP100	V15S05-EZ050A05-A	V15T16-CZ100A06-K	V15T16-EZ200A03-K	V15T22-CZ300A03
V15H16-CP400B04	V15H22-CP100A02	V15S05-EZ050A06	V15T16-CZ100B02	V15T16-EZ200A04	V15T22-CZ300A04
V15H16-CP400B04-K	V15H22-CP100A02-K	V15S05-EZ050-K	V15T16-CZ100B03	V15T16-EZ200A04-K	V15T22-CZ300A05
V15H16-CP400-K	V15H22-CP200	V15S05-EZ100	V15T16-CZ100-K	V15T16-EZ200A05	V15T22-CZ300B05
V15H16-CZ100	V15H22-CP200B03	V15S05-EZ100-01	V15T16-CZ200	V15T16-EZ200A05-K	V15T22-CZ300B06
V15H16-CZ100A02	V15H22-CP200B03-K	V15S05-EZ100A02-KA	V15T16-CZ200-09	V15T16-EZ200A06	V15T22-DC200A04
V15H16-CZ100A02-K	V15H22-CP400	V15S05-EZ100A05	V15T16-CZ200A02	V15T16-EZ200A06-K	V15T22-DZ200
V15H16-CZ100A03	V15H22-CP400B03	V15S05-EZ100A05-A	V15T16-CZ200A03	V15T16-EZ200-K	V15T22-EC200
V15H16-CZ100A03-K	V15H22-CP400B03-K	V15S05-EZ100-K	V15T16-CZ200A05	V15T16-EZ300	V15T22-EC300A02
V15H16-CZ100A05	V15H22-CP400-K	V15S05-EZ200	V15T16-CZ200A06	V15T16-EZ300A02	V15T22-EP200
V15H16-CZ100A05-K	V15H22-CZ100	V15S05-EZ200-01	V15T16-CZ200-K	V15T16-EZ300A03	V15T22-HZ100
V15H16-CZ100A06	V15H22-CZ100A02	V15S05-EZ200-02	V15T16-CZ300	V15T16-EZ300A05	V15T22-KC200A02
V15H16-CZ100A06-K	V15H22-CZ100A02-K	V15S11-UZ200	V15T16-CZ300A02	V15T16-EZ300A06	V15T22-KC200A97
V15H16-CZ100-K	V15H22-CZ100A03	V15T10-CZ200-01	V15T16-CZ300A02-K	V15T16-EZ300B05	V15T22-KC300
V15H16-CZ200	V15H22-CZ100A03-K	V15T10-CZ025B03	V15T16-CZ300A03	V15T16-EZ300B05	V15T22-KC300
V15H16-CZ200A02	V15H22-CZ100A05	V15T10-CZ050	V15T16-CZ300A03-K	V15T16-EZ400	V15T22-TP200A04
V15H16-CZ200A03	V15H22-CZ100A05-K	V15T10-CZ050A02	V15T16-CZ300A04	V15T16-LC200A08	V15T26-C1P300
V15H16-CZ200A05	V15H22-CZ100A06	V15T10-CZ100	V15T16-CZ300A05	V15T16-LZ100	V15T26-CC200-K
V15H16-CZ200A06	V15H22-CZ100A06-K	V15T10-CZ100A01	V15T16-CZ300A05-K	V15T16-MP200	V15T26-CP200
V15H16-CZ200B04	V15H22-CZ100-K	V15T10-CZ200A03	V15T16-CZ300A06	V15T16-MZ200	V15T26-CP200-K
V15H16-CZ200B04-K	V15H22-CZ200	V15T10-CZ200A03	V15T16-CZ300A06-K	V15T16-MZ200A02	V15T26-CP300
V15H16-CZ300A02	V15H22-CZ200B04	V15T10-EP050	V15T16-CZ300A06-K	V15T16-MZ200A05	V15T26-CP300-01
V15H16-CZ300A02-K	V15H22-CZ200B04-K	V15T10-EP050-02	V15T16-CZ300A07	V15T16-MZ200A06	V15T26-CP400
V15H16-CZ300A03	V15H22-CZ300A02-K	V15T10-EP200	V15T16-CZ300-K	V15T16-MZ300	V15T26-CZ200
V15H16-CZ300A03-K	V15H22-CZ300A02-K	V15T10-EZ050	V15T16-CZ400	V15T16-MZ300-03	V15T26-CZ200A03
V15H16-CZ300A04	V15H22-CZ300A03-K	V15T10-EZ200	V15T16-CZ400A02	V15T16-MZ300A05	V15T26-CZ300
V15H16-CZ300A05	V15H22-CZ300A04	V15T10-EZ200A05	V15T16-D1Z100	V15T16-MZ300A08	V15T26-CZ300A04
V15H16-CZ300A05-K	V15H22-CZ300A05-K	V15T10-EZ200A06	V15T16-DP200	V15T16-RZ100	V15T26-CZ300-K
V15H16-CZ300A06	V15H22-CZ300A06-K	V15T16-C1Z200	V15T16-DZ100	V15T16-SC200	V15T26-DZ200
V15H16-CZ300A06-K	V15H22-CZ300-K	V15T16-CC100	V15T16-DZ100A02	V15T16-SC300	V15T26-SC200
V15H16-CZ300A06-K	V15H22-CZ400	V15T16-CC100A01	V15T16-DZ100A03	V15T16-SP300	
V15H16-CZ300B03	V15H22-CZ400B06	V15T16-CC100A01-K	V15T16-DZ100A04	V15T16-SZ100	
V15H16-CZ300-K	V15H22-CZ400B06-K	V15T16-CC100A05	V15T16-DZ100A05	V15T16-SZ200	
V15H16-CZ400	V15H22-CZ400-K	V15T16-CC100A05-K	V15T16-DZ100A06	V15T16-SZ300A05	
V15H16-CZ400B02	V15S05-C1Z015B02	V15T16-CC100-K	V15T16-DZ100B02	V15T16-SZ400	
V15H16-CZ400B02-K	V15S05-C2Z050-K	V15T16-CC200	V15T16-DZ100B06	V15T22-C1Z100	
V15H16-CZ400-K	V15S05-CP050-K	V15T16-CC200-K	V15T16-DZ200A02	V15T22-C1Z200	
V15H16-D1Z100	V15S05-CP100	V15T16-CC300A01-K	V15T16-E1P200	V15T22-CC100	
V15H16-E1Z200-K	V15S05-CP100-01	V15T16-CC300A05-K	V15T16-E1Z100A01-K	V15T22-CC100-K	
V15H16-EP100	V15S05-CP100-K	V15T16-CC300A08	V15T16-E1Z200	V15T22-CC200	
V15H16-EP100A05	V15S05-CP200	V15T16-CC300-K	V15T16-E1Z200A05	V15T22-CC300	
V15H16-EP100A05-K	V15S05-CP200A06	V15T16-CC400	V15T16-E2Z200A02	V15T22-CC400	
V15H16-EP200	V15S05-CZ015	V15T16-CP100	V15T16-E2Z200A05	V15T22-CP100	

V15 Series

ADDITIONAL INFORMATION

The following associated literature is available on the Honeywell web site at sensing.honeywell.com:

- Product installation instructions
- Product range guide
- Product nomenclature tree
- Product application-specific information
 - Application note: Electronic sensors and electromechanical switches in valves and flow meters
 - Application note: Electronic sensors and MICRO SWITCH™ switches in industrial air compressors
 - Application note: Sensors and switches for potential HVAC/R applications
 - Application note: Sensors and switches for valve monitors and valve indicators
 - Application note: Sensors and switches in sanitary valves
 - Case study: Switching it up
 - Technical bulletin: Applying precision switches

WARNING **PERSONAL INJURY**

DO NOT USE these products as safety or emergency stop devices or in any other application where failure of the product could result in personal injury.

Failure to comply with these instructions could result in death or serious injury.

WARNING **MISUSE OF DOCUMENTATION**

- The information presented in this product sheet is for reference only. Do not use this document as a product installation guide.
- Complete installation, operation, and maintenance information is provided in the instructions supplied with each product.

Failure to comply with these instructions could result in death or serious injury.

WARRANTY/REMEDY

Honeywell warrants goods of its manufacture as being free of defective materials and faulty workmanship. Honeywell's standard product warranty applies unless agreed to otherwise by Honeywell in writing; please refer to your order acknowledgement or consult your local sales office for specific warranty details. If warranted goods are returned to Honeywell during the period of coverage, Honeywell will repair or replace, at its option, without charge those items it finds defective. **The foregoing is buyer's sole remedy and is in lieu of all other warranties, expressed or implied, including those of merchantability and fitness for a particular purpose. In no event shall Honeywell be liable for consequential, special, or indirect damages.**

While we provide application assistance personally, through our literature and the Honeywell website, it is up to the customer to determine the suitability of the product in the application.

Specifications may change without notice. The information we supply is believed to be accurate and reliable as of this printing. However, we assume no responsibility for its use.

Find out more

Honeywell serves its customers through a worldwide network of sales offices, representatives and distributors. For application assistance, current specifications, pricing or name of the nearest Authorized Distributor, contact your local sales office.

To learn more about Honeywell's sensing and control products, call **+1-815-235-6847** or **1-800-537-6945**, visit **sensing.honeywell.com**, or e-mail inquiries to **info.sc@honeywell.com**

Sensing and Control
Honeywell
1985 Douglas Drive North
Golden Valley, MN 55422
honeywell.com

The Honeywell logo is displayed in a bold, red, sans-serif font.

004945-7-EN IL50 GLO
October 2014
Copyright © 2014 Honeywell International Inc. All rights reserved.