

## Features

- Standard or high torque option
- Long life carbon element
- Plain or knurled shaft option
- Brass bushing
- Metal shaft
- Audio or linear taper options
- Variety of resistance values



## PDA24 - 24 mm Long Life Potentiometer

### Electrical Characteristics

Taper.....Audio, linear  
 Standard Resistance  
 .....from 10K to 1M ohms  
 Standard Resistance Tolerance....±15 %

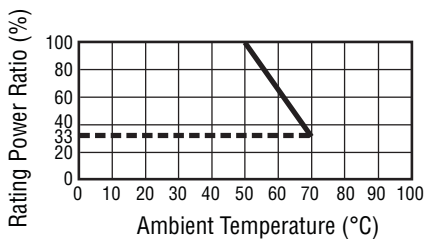
### Environmental Characteristics

Operating Temperature  
 .....-10 °C to +70 °C  
 Power Rating  
 Linear Taper ..... 0.5 watt  
 Audio Taper ..... 0.25 watt  
 Maximum Operating Voltage  
 Linear Taper .....500 V  
 Audio Taper .....250 V  
 Rotational Noise ..... 100 mV max.

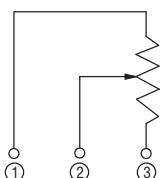
### Mechanical Characteristics

Mechanical Angle ..... 300 ° ±5 °  
 Rotational Torque  
 Standard..... 20 to 40 g-cm  
 High..... 70 to 100 g-cm  
 Stop Strength..... 7 kg-cm min.  
 Rotational Life  
 .....200,000 shaft revolutions  
 Soldering Condition  
 Manual Soldering  
 ..... 300 °C within 3 seconds  
 Wave Soldering  
 ..... 260 °C within 5 seconds  
 Hardware .....One flat washer and  
 mounting nut supplied per  
 potentiometer with bushing

### Derating Curve

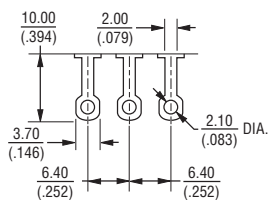
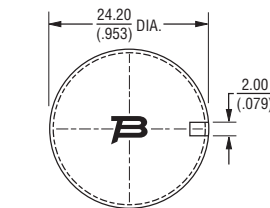
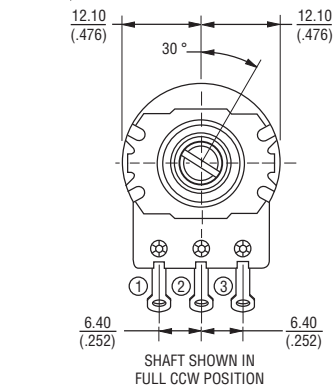
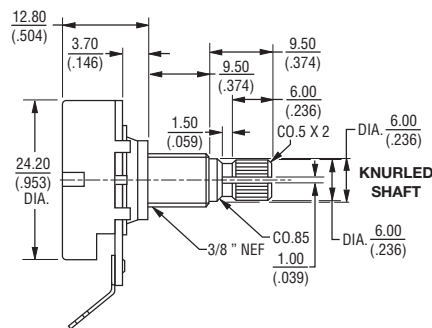


### Circuit



### Product Dimensions

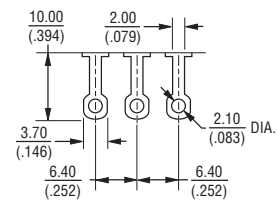
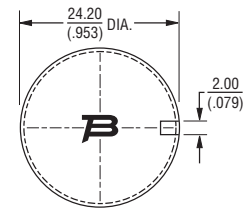
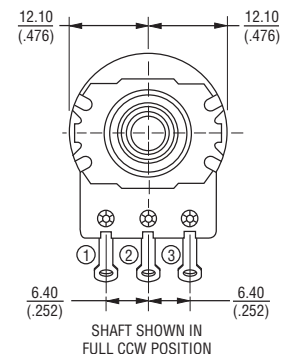
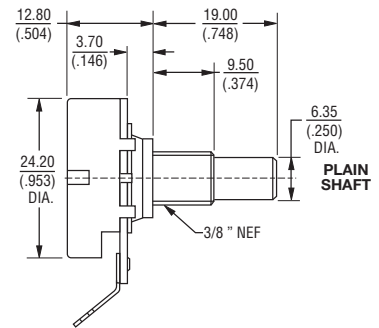
#### PDA241-xxx00, PDA241-xxx01



TOLERANCES:  
 UNDER 10.0 = ±0.3     10.0 - 100 = ±0.5  
 (.394)     (±.012)     (.394 - 3.937)     (±.020)

DIMENSIONS:     MM  
                           (INCHES)

#### PDA241-xxx02



TOLERANCES:  
 UNDER 10.0 = ±0.3     10.0 - 100 = ±0.5  
 (.394)     (±.012)     (.394 - 3.937)     (±.020)

\*RoHS Directive 2002/95/EC Jan. 27, 2003 including annex and RoHS Recast 2011/65/EU June 8, 2011.  
 Specifications are subject to change without notice.

The device characteristics and parameters in this data sheet can and do vary in different applications and actual device performance may vary over time.  
 Users should verify actual device performance in their specific applications.

## Additional Features

- Long life
- Long solder lugs
- ±15 % resistance tolerance
- Anti-rotation pins
- RoHS compliant\*

## Applications

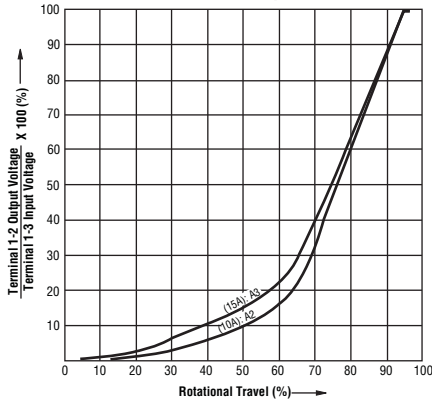
- Electric guitars
- Bass guitars
- Guitar amplifiers

# PDA24 - 24 mm Long Life Potentiometer

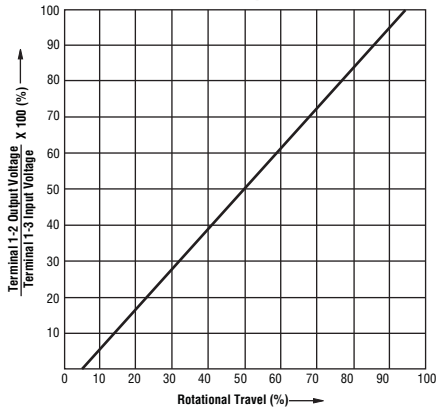
# BOURNS®

### Tapers

#### A Series Tapers



#### B0 Taper



### Standard Resistance Table

Resistance (Ohms)	Resistance Code
10,000	103
25,000	253
50,000	503
100,000	104
250,000	254
300,000	304
500,000	504
1,000,000	105

### How To Order

**PDA24 1 - SRT 01 - 504 A2**

Model \_\_\_\_\_

Number of Units \_\_\_\_\_  
1 = Single

Torque Option \_\_\_\_\_  
Standard = SRT  
High = HRT

Configuration \_\_\_\_\_  
00 = Knurled Shaft (18 Teeth) / Long Solder Lugs  
01 = Knurled Shaft (24 Teeth) / Long Solder Lugs  
02 = Plain Shaft / Long Solder Lugs

Resistance Code (See Table) \_\_\_\_\_

Resistance Taper (See Taper Charts) \_\_\_\_\_

# BOURNS®

**Asia-Pacific:** Tel: +886-2 2562-4117 • Fax: +886-2 2562-4116

**EMEA:** Tel: +36 88 520 390 • Fax: +36 88 520 211

**The Americas:** Tel: +1-951 781-5500 • Fax: +1-951 781-5700

[www.bourns.com](http://www.bourns.com)

REV. 04/14

Specifications are subject to change without notice.  
The device characteristics and parameters in this data sheet can and do vary in different applications and actual device performance may vary over time.  
Users should verify actual device performance in their specific applications.