

RoHS **Pb** **Greentube™ SL0902 Series Gas Plasma Arresters**

The Broadband Optimized™ SL0902 series has been especially developed to offer high surge ratings in a miniature package. Unique design features offer high levels of performance on fast rising transients in the domain of 100V/μs to 1kV/μs, which are those most likely from induced lightning disturbances.

The device offers low insertion loss, so is well suited to broadband equipment. The capacitance does not vary with voltage, so will not cause operational problems with ADSL2+ where capacitance variation across Tip and Ring is undesirable. These devices are extremely robust and are able to divert a 2500A pulse without destruction. For AC Power Cross of long duration, overcurrent protection is recommended.

FEATURES

- RoHS compliant
- GHz working frequency
- Excellent stability on multiple pulse duty cycle
- Excellent response to fast rising transients.
- Ultra Low Insertion Loss
- Surface mountable
- 2.5KA surge capability tested with 8/20mS pulse as defined by IEC 61000-4-5

Applications:

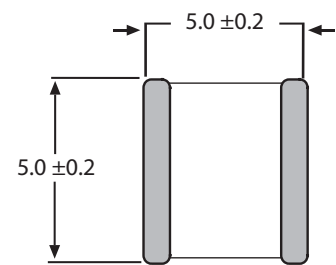
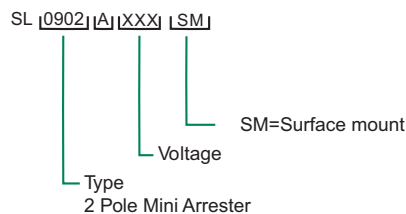
- Broadband equipment.
- ADSL equipment, including ADSL2+.
- XDSL equipment.
- Satellite and CATV equipment.
- General telecom equipment.



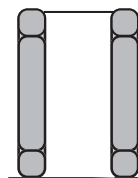
2 ELECTRODE GDT

GRAPHICAL SYMBOL

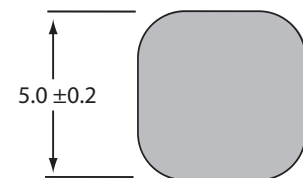
ORDERING INFORMATION



SL0902AxxxSM



SDT SHOWING SEATING PLANE FOR SL0902AxxxSM



All dimensions in mm

Mechanical Specifications:

- Weight:** 0.33g (0.011 oz.)
- Materials:** Electrode Base: Copper Alloy
Electrode Plating: Bright Tin
Body: Ceramic

- Device Marking:** 'LF' logo, Voltage and date code
- Packaging:** Tape and Reel to EIA RS-296-D, 1500 pieces
Bulk in vacuum sealed bags, 1000 pieces

RoHS **Pb** Greentube™ SL0902 Series Gas Plasma Arresters



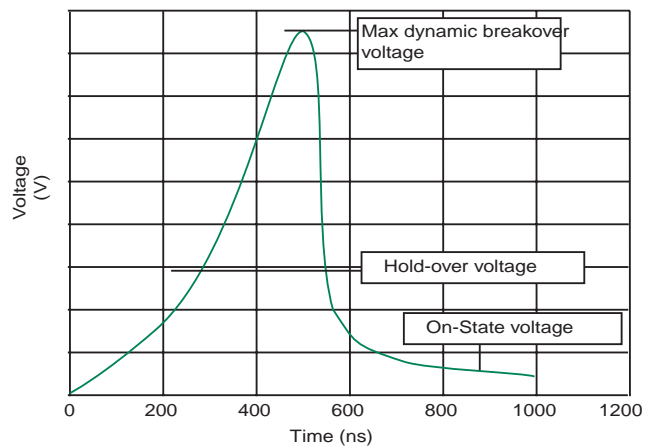
LITTELFUSE 2 TERMINAL MINI ARRESTER SERIES
TOTALLY NON-RADIOACTIVE, UL RECOGNIZED

Part Number	DC breakover Voltage @ 2KV/sec ^(1,2)	Max Dynamic Breakover Voltage @ 100V/μs (Vbr)	Max Dynamic Breakover Voltage @ 1 kV/μs (Vbr)	AC Discharge Current ⁽⁴⁾ (A)	Impulse Discharge Current ⁽⁵⁾ (KA)	Insulation Resistance ⁽⁶⁾ (Ohms)	Max Capacitance (pF)	Holdover Voltage ⁽³⁾ (V)	Nominal On-State Voltage @ 1A (V)
SL0902A090	72-108	300	550	2.5	2.5	1x10 ⁹	1.5	50	20
SL0902A230	184-276	400	500	2.5	2.5	1x10 ⁹	1.5	50	20
SL0902A350	280-420	550	650	2.5	2.5	1x10 ⁹	1.5	50	20
SL0902A420 ⁽⁷⁾	350-504	675	800	2.5	2.5	1x10 ⁹	1.5	50	20

Notes:

- (1) At delivery AQL 0.65 level II, DIN ISO 2869
- (2) In ionized mode
- (3) Tested according to ITU-T Rec.K12
- (4) 10 shots, A.C. 60Hz, 1sec. duration
- (5) 10 shots, 8/20μs wave form per IEC 61000-4-5
- (6) Measured @ 100V
- (7) Pending UL approval

Voltage vs Time Characteristic



GAS DISCHARGE TUBES

Capacitance vs. Temperature @ Various Bias Voltages

