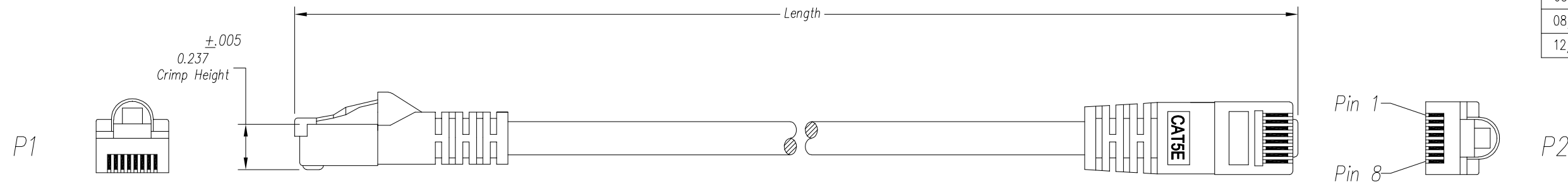


DATE	REV	ECN	APP'D. BY
05/17/17	A0	Released	HU
08/07/17	A1	11059	KC
12/03/19	A2	11479	ADB



Notes:

- 1) Each cable assembly to be individually bagged.
- 2) 50μ " Gold plating on contacts
- 3) Cable Construction:
 - 24AWG Stranded T/C
 - 4Pr, U/UTP, Type CMG
 - PVC Jacket
- 4) Overmolded Strain Relief
Color to match Jacket color

P/N Key:

BC-5Uxxxxyz

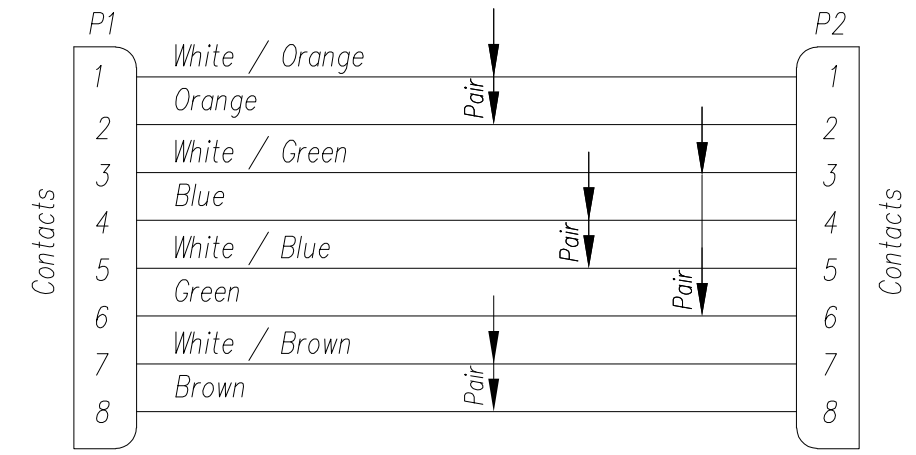
- UOM**
M = Meters
F = Feet
- Length**
Meters = xx.x (00.3 - 30.0)
Feet = xxx (001 - 100)
- Color**
E = Blue O = Orange
G = Grey R = Red
K = Black W = White
N = Green Y = Yellow

O/A Length Tolerance:

Metric	
0 ~ 200mm	± 10 mm
201 ~ 1000mm	± 20 mm
1001 ~ 1500mm	± 25 mm
1501 ~ 2100mm	± 30 mm
>2100mm	± 40 mm

Imperial	
0 ~ 1ft	± 0.5 in
2ft ~ 3ft	± 0.75 in
4ft ~ 7ft	± 1.0 in
> 7ft	± 1.5 in


Wiring Map: 568B Standard



Example Parts Numbers

Feet			Meters		
P/N	Color	Length	P/N	Color	Length
BC-5UG001F	Grey	1'	BC-5UG005M	Grey	0.5m
BC-5UK010F	Black	10'	BC-5UE010M	Blue	1.0m
BC-5UE050F	Blue	50'	BC-5UE050M	Blue	5.0m

For Part Numbers Not Shown Follow Part Number Key Format



THIRD ANGLE PROJECTION		206 Van Vorst Street Jersey City, NJ 07302 +1 201 432 0463 http://www.belfuse.com	
DO NOT SCALE DRAWING DRAWING IS SUBJECT TO CHANGE WITHOUT NOTICE		TITLE: Bel Patchcord Assembly, C5e U/UTP	
DIMENSIONS: INCHES [METRIC]	THIS DRAWING AND THE SUBJECT MATTER SHOWN THEREON ARE CONFIDENTIAL AND THE PROPRIETARY PROPERTY OF BEL FUSE, INC. AND SHALL NOT BE REPRODUCED, COPIED, OR USED IN ANY MANNER WITHOUT PRIOR WRITTEN CONSENT OF BEL FUSE, INC.	DRN BY: XYQ	DATE: 05/17/17
UNLESS OTHERWISE SPECIFIED TOLERANCES ARE ± 0.005 [0.13] ANGLES ARE $\pm 1^\circ$		APPD BY: HU	DATE: 05/17/17
SHEET NO. 1 OF 1		DWG NO. CT999139	REV. A2