

# FR 1,27/ 40-FV 9,05 - SMD female connectors



1374880

<https://www.phoenixcontact.com/de/produkte/1374880>

Please be informed that the data shown in this PDF document is generated from our Online Catalog. Please find the complete data in the user documentation. Our General Terms of Use for Downloads are valid.

SMD female connector, nominal current: 2.1 A, Test voltage: 840 V AC, number of positions: 40, pitch: 1.27 mm, color: black, contact surface: Gold, type of contact: Socket, mounting: SMD soldering



## Your advantages

- The first high-speed data transmission at up to 28 Gbps using the established market standard, opens up new design possibilities.
- Robust 6-pos. to 100-pos. board-to-board and wire-to-board connectors ensure greater flexibility with regard to component options.
- Time savings during the development process with customer-specific simulations for data integrity.
- Gold-plated contact points enable long-term stable signal transmission and currents of up to 2.3 A.
- Design-in support during device development using MCAD/ECAD data and a free sample service.

## Commercial Data

Item number	1374880
Packing unit	280 pc
Minimum order quantity	280 pc
Sales Key	E2 - Board to Board StVb
Product Key	AAXAAC
GTIN	4063151735586
Weight per Piece (including packing)	2,793 g
Weight per Piece (excluding packing)	2,793 g
Customs tariff number	85366930
Country of origin	CN

1374880

<https://www.phoenixcontact.com/de/produkte/1374880>

## Technical Data

### Product properties

Product type	SMD female connector
Product family	FR 1,27/...-FV 9,05
Number of positions	40
Pitch	1.27 mm
Number of rows	2
Pin layout	Linear pad geometry

### Electrical properties

Nominal current $I_N$	2.1 A IEC 60512-5-2:2002-02 (at 20°C 100-pos.)
Degree of pollution	3
Contact resistance	10 mΩ
Test voltage	840 V AC IEC 60512-4-1:2003

### Mounting

Mounting type	SMD soldering
Pin layout	Linear pad geometry

### Processing notes

Process	Reflow soldering
Moisture Sensitive Level	MSL 1
Classification temperature $T_c$	260 °C
Solder cycles in the reflow	3

### Material specifications

#### Material data - contact

Note	WEEE/RoHS-compliant, free of whiskers according to IEC 60068-2-82/JEDEC JESD 201
Contact material	Cu alloy
Surface characteristics	Selective coating
Metal surface contact area (top layer)	Gold (Au)
Metal surface contact area (middle layer)	Nickel (Ni)
Metal surface soldering area (top layer)	Tin (Sn)
Metal surface soldering area (middle layer)	Nickel (Ni)

#### Material data - housing

Color (Housing)	black (9005)
Insulating material	LCP
Insulating material group	IIIb
CTI according to IEC 60112	150
Flammability rating according to UL 94	V0

#### Material data – actuating element

# FR 1,27/ 40-FV 9,05 - SMD female connectors



1374880

<https://www.phoenixcontact.com/de/produkte/1374880>

Color ()	()
----------	----

## Notes

Notes on operation	The permissible voltage during operation depends on the application, taking into consideration the air clearances and creepage distances within the scope of insulation requirements in accordance with IEC 60664-1.
--------------------	--

## Dimensions

Dimensional drawing	
Pitch	1.27 mm
Width [w]	30.49 mm
Height [h]	9.7 mm
Length [l]	7.2 mm
Installed height	9.05 mm

## Application

Contact cover	0.9 mm
Center offset	± 0.7 mm in longitudinal and transverse direction
Stack height	10.8 mm Tolerance: +1,5 mm (in combination with Range of articles:FR 1,27/...-MV 1,75)
	12.3 mm Tolerance: +1,5 mm (in combination with Range of articles:FR 1,27/...-MV 3,25)
Wipe length	1.5 mm
Angular tolerance	± 5 ° in longitudinal and transverse direction

## PCB design

Pad geometry	0.8 x 1.1 mm
--------------	--------------

## Electrical tests

### Thermal test | Test group C

Specification	IEC 60512-5-2:2002-02
---------------	-----------------------

### Insulation resistance

Specification	IEC 60512-3-1:2002-02
Insulation resistance, neighboring positions	≥ 5 GΩ

### Air clearances and creepage distances |

Insulating material group	IIIb
Minimum value for clearance and creepage distance	0.56 mm

## Environmental and real-life conditions

# FR 1,27/ 40-FV 9,05 - SMD female connectors

1374880

<https://www.phoenixcontact.com/de/produkte/1374880>

## Vibration test

Specification	IEC 60068-2-6:2007-12
Frequency	10 - 2000 - 10 Hz
Sweep speed	1 octave/min
Amplitude	1.5 mm (10 Hz ... 58 Hz)
Sweep speed	200 m/s <sup>2</sup> (58 Hz ... 2000 Hz)
Test duration per axis	2.5 h

## Durability test

Specification	IEC 60512-9-1:2010-03 (following)
Contact resistance R <sub>1</sub>	10 mΩ
Contact resistance R <sub>2</sub>	15 mΩ
Insertion/withdrawal cycles	500
Insulation resistance, neighboring positions	≥ 5 GΩ

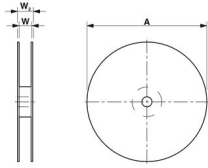
## Shocks

Specification	IEC 60068-2-27:2008-02
Pulse shape	Semi-sinusoidal
Acceleration	490 m/s <sup>2</sup>
Shock duration	11 ms
Test directions	X-, Y- and Z-axis (pos. and neg.)

## Ambient conditions

Ambient temperature (operation)	-55 °C ... 125 °C
Ambient temperature (storage/transport)	-40 °C ... 70 °C
Relative humidity (storage/transport)	30 % ... 70 %
Ambient temperature (assembly)	-5 °C ... 100 °C

## Packaging specifications

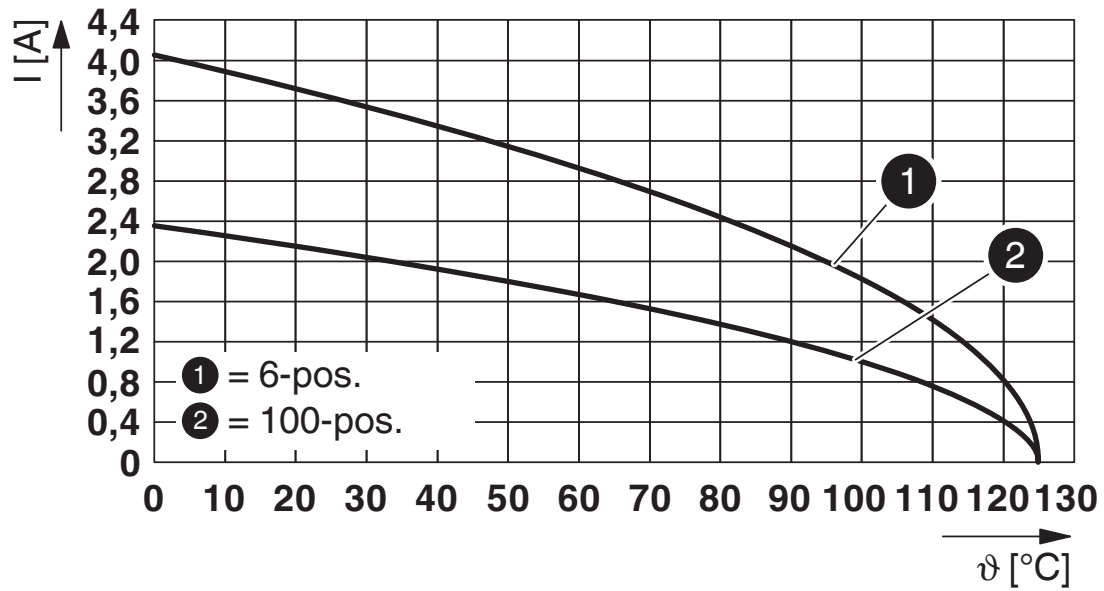
Dimensional drawing	
Type of packaging	44 mm wide tape
[W] tape width	44 mm
[W2] coil overall dimension	50.4 mm
[A] coil diameter	330 mm
Outer packaging type	Transparent-Bag
ESD level	(D) electrostatically conductive
Specification	DIN EN 61340-5-1 (VDE 0300-5-1): 2008-07

1374880

<https://www.phoenixcontact.com/de/produkte/1374880>

## Drawings

Diagram



Type: FR 1,27/...-FV 9,05 with FR 1,27/...-MV 1,75


# FR 1,27/ 40-FV 9,05 - SMD female connectors




1374880

<https://www.phoenixcontact.com/de/produkte/1374880>

## Approvals

 <b>cUL Recognized</b> Approval ID: E118976-20230317				
	Nominal Voltage $U_N$	Nominal Current $I_N$	Cross Section AWG	Cross Section $mm^2$
	29.9 V	1.4 A	-	-

 <b>UL Recognized</b> Approval ID: E118976-20230317				
	Nominal Voltage $U_N$	Nominal Current $I_N$	Cross Section AWG	Cross Section $mm^2$
	29.9 V	2 A	-	-

# FR 1,27/ 40-FV 9,05 - SMD female connectors



1374880

<https://www.phoenixcontact.com/de/produkte/1374880>

## Classifications

### ECLASS

ECLASS-11.0	27460201
ECLASS-12.0	27460201
ECLASS-13.0	27460201

### ETIM

ETIM 8.0	EC002637
----------	----------

# FR 1,27/ 40-FV 9,05 - SMD female connectors

1374880

<https://www.phoenixcontact.com/de/produkte/1374880>


## Mandatory Accessories

### FR 1,27/ 40-MV 3,25 - SMD male connectors

1337142

<https://www.phoenixcontact.com/de/produkte/1337142>

SMD male connector, nominal current: 2.2 A, Test voltage: 840 V AC, number of positions: 40, pitch: 1.27 mm, color: black, contact surface: Gold, type of contact: Pin, mounting: SMD soldering



---

### FR 1,27/ 40-MH - SMD male connectors

1377302

<https://www.phoenixcontact.com/de/produkte/1377302>

SMD male connector, nominal current: 2 A, Test voltage: 500 V AC, number of positions: 40, pitch: 1.27 mm, color: black, contact surface: Gold, type of contact: Pin, mounting: SMD soldering





# FR 1,27/ 40-FV 9,05 - SMD female connectors

1374880

<https://www.phoenixcontact.com/de/produkte/1374880>




## FR 1,27/ 40-MV 1,75 - SMD male connectors

1373887

<https://www.phoenixcontact.com/de/produkte/1373887>

SMD male connector, nominal current: 2.2 A, Test voltage: 840 V AC, number of positions: 40, pitch: 1.27 mm, color: black, contact surface: Gold, type of contact: Pin, mounting: SMD soldering



---

Phoenix Contact 2023 © - all rights reserved

<https://www.phoenixcontact.com>

PHOENIX CONTACT Deutschland GmbH

Flachsmarktstraße 8

D-32825 Blomberg

+49 52 35/3-1 20 00

[info@phoenixcontact.de](mailto:info@phoenixcontact.de)