

DIALIGHT PART NUMBER	LED COLOR
597-2002-602F, -607F	AllInGaP RED
597-2211-602F, -607F	AllInGaP ORANGE
597-2222-602F, -607F	AllInGaP YELLOW
597-2501-602F, -607F	AllInGaP GREEN
597-2601-602F, -607F	InGaN GREEN
597-2901-602F, -607F	InGaN BLUE

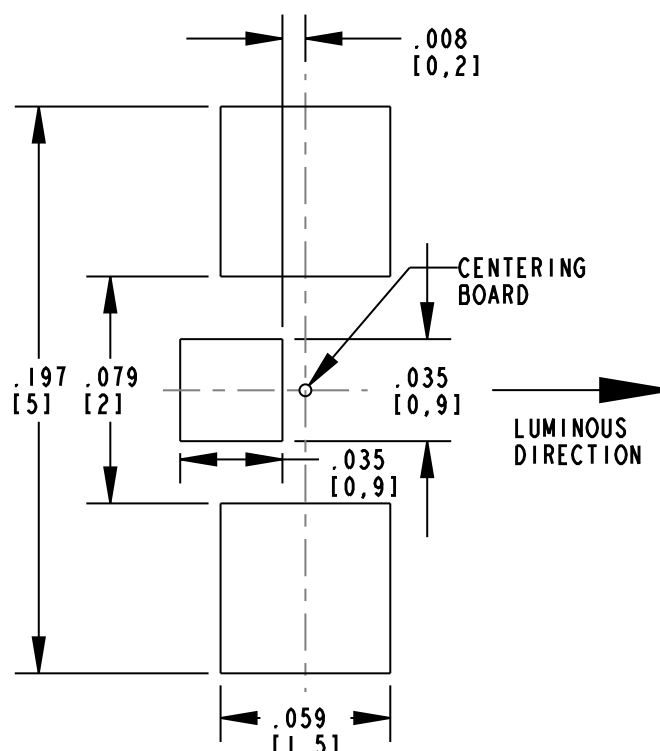
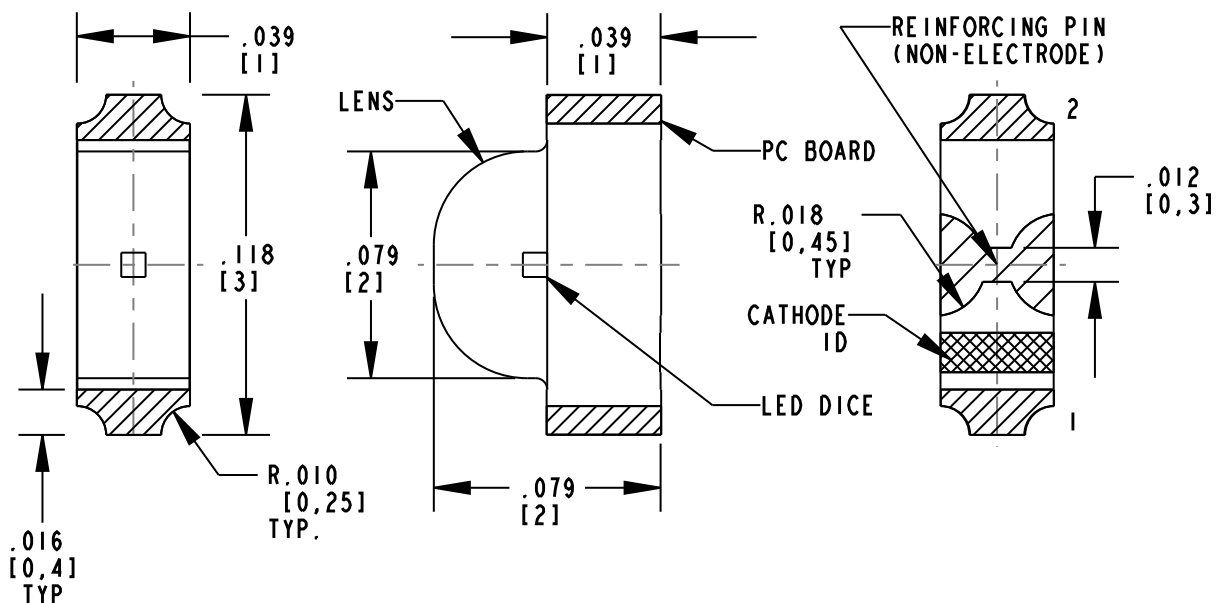
RoHS COMPLIANT 597-2XXX-60XF

Part Numbers with the "F" suffix ending are RoHS Compliant. For example: 597-2222-607F
 Reel and bag packaging are marked with "RoHS Compliant" label or equivalent markings. These parts can be used with RoHS reflow profile. Parts can be wave soldered, dip soldered or hand soldered using typical lead-free soldering process with max 260°C temp. for 5 sec.

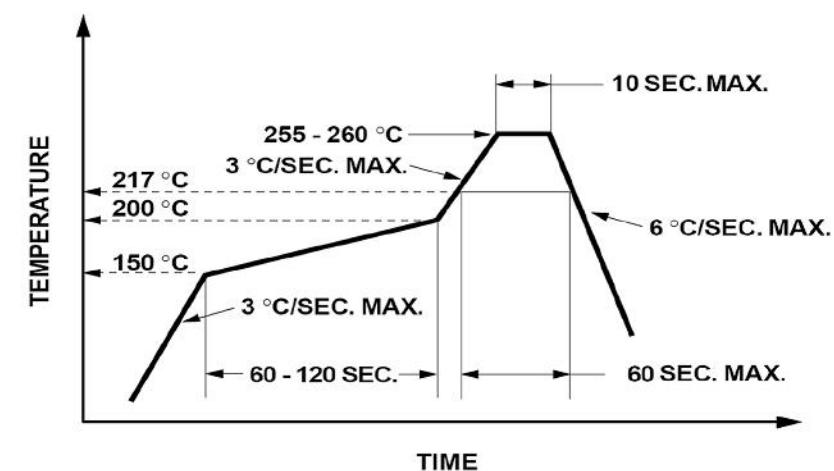


ATTENTION:
 OBSERVE PRECAUTIONS FOR
 HANDLING ELECTROSTATIC
 SENSITIVE DEVICES

REV	ECN NO	REVISIONS	DRN	CKD	APP	DATE
A		NEW RELEASE	KLJ	NO	MES	1-7-09
B		STORAGE TEMP. WAS "-30 TO +100" & OPERATING TEMP. WAS "20 TO +80" FOR InGaN PARTS; ADDED P/N'S 597-2002-602F, -607F	AJF	KLJ	NO	1-18-11



RECOMMENDED SOLDERING PAD LAYOUT



RECOMMENDED RoHS SOLDER PROFILE

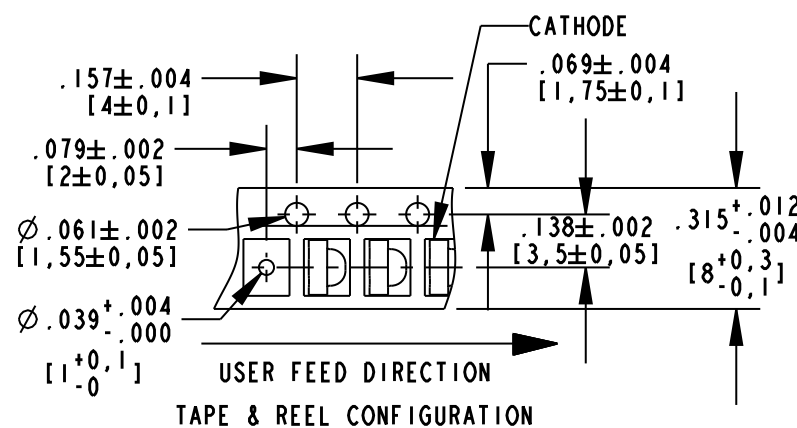
NOTES:

- EPOXY COLOR: WATER CLEAR
- MOISTURE SENSITIVITY LEVEL 3.
- LEADS: 0.2 μm GOLD (Au) OVER 4.0 μm NICKEL (Ni) ON COPPER (Cu) BASE.
- TAPE & REEL AS PER EIA STANDARD 481-1-A; CATHODE SIDE TOWARDS SPROCKET.
- TAPE & REEL LEDS MAY REQUIRE RE-TAPING AFTER TWELVE MONTHS.
- PIN NUMBERS ARE FOR REFERENCE ONLY, DESIGNATION NON-EXISTENT ON PART.
- ...-602F SUFFIX MEANS PARTS PACKAGED ON A 20 PCS SAMPLE STRIP.
- ...-607F SUFFIX MEANS PARTS PACKAGED ON A 7" [Ø180mm] REEL, 3000 PCS/REEL.
- DIALIGHT PART NUMBERS:
 597-2002-602F, -607F; 597-2211-602F, -607F; 597-2222-602F, -607F;
 597-2501-602F, -607F; 597-2601-602F, -607F; 597-2901-602F, -607F
- PACKAGING TO INCLUDE LABEL CONTAINING DIALIGHT P/N, DATE CODE/LOT NO., LUMINOUS INTENSITY AND COLOR BINS, QTY/REEL, AND COUNTRY OF ORIGIN.
- THIS ASSEMBLY CONTAINS ELECTROSTATIC DISCHARGE SENSITIVE DEVICES (ESDS). MAINTAIN ALL PRECAUTIONARY MEASURES DURING ASSEMBLY, HANDLING, AND STORAGE IN ACCORDANCE WITH IPC-A-610.

OPERATING CHARACTERISTICS AT 25°C AMBIENT

COLOR	LUMINOUS INTENSITY (mcd) @ I _F =20mA			FORWARD VOLTAGE (V) @ I _F =20mA			REVERSE CURRENT (μA)	DOMINANT WAVELENGTH (nm)			PEAK WAVELENGTH (nm)	VIEWING ANGLE (DEG)
	MIN	TYP	MAX	MIN	TYP	MAX	MAX	MIN	TYP	MAX	TYP	TYP
AllInGaP RED	71	125	180	—	2.0	2.4	10	—	631	—	639	130
AllInGaP ORANGE	71	125	180	—	2.0	2.4	10	598	605	612	611	130
AllInGaP YELLOW	71	125	180	1.8	—	2.4	10	587	589	592	588	130
AllInGaP GREEN	28	50	71	—	2.0	2.4	10	570	572	577	574	130
InGaN GREEN	112	195	280	2.8	3.2	3.6	10	520	525	535	525	130
InGaN BLUE	71	125	180	2.8	—	3.8	10	465	470	475	468	130

ABSOLUTE MAXIMUM RATINGS AT 25°C AMBIENT	COLOR						UNITS
	AllInGaP RED	AllInGaP ORANGE	AllInGaP YELLOW	AllInGaP GREEN	InGaN GREEN	InGaN BLUE	
POWER DISSIPATION	75	75	75	75	76	76	mW
CONTINUOUS FORWARD CURRENT	30	30	30	30	20	20	mA
PEAK FORWARD CURRENT (1/10 DUTY CYCLE, 0.1ms PULSE WIDTH)	80	80	80	80	100	100	mA
DERATE LINEARLY FROM 25°C	0.41	0.4	0.4	0.4	0.25	0.25	mA/°C
REVERSE VOLTAGE	5						V
STORAGE TEMPERATURE	-55 TO +85						°C
	-55 TO +85						°C



USER FEED DIRECTION
 TAPE & REEL CONFIGURATION

THIS DRAWING AND THE CONTENTS HEREIN ARE CONFIDENTIAL AND THE SOLE PROPERTY OF DIALIGHT. REPRODUCTION OF THIS DRAWING OR CONSTRUCTION OF ANY PARTS WITHIN THIS DRAWING ARE FORBIDDEN WITHOUT THE WRITTEN CONSENT OF DIALIGHT.		
SCALE: 15.000	DRAWING NUMBER	REV
ALL DIM'S IN: INCHES (MM)	C-17683	B
TOLERANCES: UNLESS OTHERWISE SPECIFIED	TITLE 1208 SIDE VIEW CHIP LED RoHS COMPLIANT	
FRACTIONS: ±1/64	MATERIAL	
DECIMALS (.XX): ±.01	FINISH:	
DECIMALS (.XXX): ±.005	FSCM 83330	
ANGLES: ±1°	SHEET 1 OF 1	
FINISH:	FAMILY TABLE:	
	1501 ROUTE 34 SOUTH FARMINGDALE, NJ 07727	